



From field to future

# Swingaway Augers

AGI Westfield | MKX<sup>2</sup>



# Grain moving solutions

Since 1951, AGI Westfield augers have led the auger industry by improving the efficiency and bottom line of producers. AGI Westfield grain augers are manufactured with quality materials, components and features to provide value and performance.

## Highlights

### Open discharge spout

More efficient flow, leading to a reduction in HP requirements and plugging

### Durable boot

- Separate abrasion resistant (AR) boot flighting with removable shafts provides a longer lifespan and makes servicing easier (13" and 16")
- Tapered lower bearing increases lifespan (13")
- Hanger bearing to help support the boot flight reducing operation noise (13" and 16")
- Easier inspections and servicing with dual side boot clean-out doors (13")
- Updated PTO holder for easier in-transport hook up (13")
- Updated hose holder (13")

### Responsive steerable axles

- Easy maneuvering around tight bin yards and corners
- Optional on 13" and standard on 16"

### Additional updates

- 30' tubes and flighting lessens connections and reduces noise
- Transition neck flight support provides better alignment and improves lifespan (13" and 16")
- Optional downspout
- Improved right angle drive to increase gearbox stability (13")
- Right angle drive compatible with speed reducer allows for 90-degree tractor positioning while reducing speeds from 1000 rpm to 540 rpm operating speed





# MKX<sup>2</sup> 10

BPH Up to 6,000

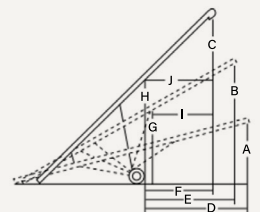
Lengths 53' - 83'

## Features

- Open discharge spout decreases horsepower requirements
- Aircraft cable trussing
- Stable A-frame support (53'-83')
- Wide standing axles

## Options

- Hydraulic hopper winch
- Electric and hydraulic power swing
- Reverser kit
- Corn screen
- Poly flex spout
- Right angle drive
- LED work lights



Heights measured from bottom of auger spout to ground.

## Specifications

MKX <sup>2</sup> 10 A-Frame	MKX <sup>2</sup> 10-53	MKX <sup>2</sup> 10-63	MKX <sup>2</sup> 10-73	MKX <sup>2</sup> 10-83
Tube gauge	12 ga			
Tube connectors	Heavy-duty 3/16" (0.5 cm) angle flange			
Main flighting	9" (22.9 cm) OD x 7 ga stretched and welded with Wear Edge Technology™ on critical points			
Wear Edge Technology™ (reinforced flight)	1/4" (0.6 cm) plus 10 ga ribbon weld = 5/16" (0.8 cm) Wear Edge Technology™ on critical grain transfer points			
Flighting shaft	High strength 2" (5.1 cm) OD x 11 ga tubing square flight connection			
Upper bearing	2" (5.1 cm) taper roller bearing assembly			
Lower bearing	1 1/2" (3.8 cm) pillow block greaseable ball bearing			
Tube trussing	5/16" (0.8 cm) aircraft type galvanized steel cable			3/8" (1 cm) aircraft type galvanized steel cable
Hydraulic lift	Single 4" (10.2 cm) cylinder with 5/16" (0.8 cm) aircraft cable			One 4 1/2" (11.4 cm) cylinder with 3/8" (1 cm) aircraft cable
Undercarriage	3" (7.6 cm) x 11 ga A-frame		3.5" (9 cm) x 11 ga HSS tubing	4" (10.2 cm) x 10 ga HSS tubing
Axle	2 1/2" (6.4 cm) x 2 1/2" (6.4 cm) x 1/8" (0.3 cm) wall square tubing			3 1/2" (8.9 cm) x 3 1/2" (8.9 cm) x 3/16" (0.5 cm) wall square tubing
Hub	4-bolt agricultural type			Heavy-duty 6-bolt iron hubs
Tires	15" (38.1 cm)			16" (40.6 cm)
PTO shaft	14E constant velocity with 5/16" (8 mm) shear bolt			35E constant velocity with 5/16" (8 mm) shear bolt
Parking jack	2000 lbs (907.2 kg) side wind			
Sprocket & chain	Hardened tooth sprocket with #60 chain			
Low profile hopper dimensions	60" (152.4 cm) length x 40" (101.6 cm) width x 10" (25.4 cm) height with flat free tires			
Psi required to raise auger	1000 psi (68.9 bar)	1200 psi (82.7 bar)	1400 psi (96.5 bar)	1800 psi (124.1 bar)
HP required (with dry wheat)	45-50 HP	50-60 HP	55-65 HP	65-75 HP
Wheel tread	106" (2.7 m)	112" (2.8 m)	118" (3 m)	112" - 144" (2.8 m - 3.7 m)
Transport height (18" hitch)	12' 6" (3.8 m)	13' 6" (4.1 m)	14' 8" (4.5 m)	13' (4 m)

	A	B	C	D	E	F	G	H	I	J
	Height lowered	Height halfway	Height raised	Reach lowered	Reach halfway	Reach raised	Height at liftarms	Height at wheels	Reach to liftarms	Reach to wheels
1036	9'-8" (2.95 m)	16'-7" (5.1 m)	21'-10" (6.7 m)	17'-9" (5.4 m)	17'-11" (5.5 m)	18'-6" (5.6 m)	9'-9" (3 m)	10'-6" (3.2 m)	17'-5" (5.3 m)	19'-9" (6 m)
1053	10'-8" (3.3 m)	24'-6" (7.5 m)	36'-7" (11.2 m)	27'-1" (8.3 m)	25'-1" (7.6 m)	22'-5" (6.8 m)	14'-10" (4.5 m)	16'-10" (5.1 m)	21'-11" (6.7 m)	24'-7" (7.5 m)
1063	11'-7" (3.5 m)	26'-3" (8 m)	41'-6" (12.6 m)	32'-3" (9.8 m)	30'-6" (9.3 m)	26'-9" (8.2 m)	16'-5" (5 m)	19'-2" (5.8 m)	24'-9" (7.5 m)	29'-4" (8.9 m)
1073	12'-10" (3.9 m)	29'-8" (9 m)	48'-4" (14.7 m)	36'-10" (11.2 m)	34'-8" (10.6 m)	29'-7" (9 m)	19' (5.8 m)	22'-2" (6.8 m)	27'-4" (8.3 m)	33'-6" (10.2 m)
1083	11'-3" (3.4 m)	34'-5" (10.5 m)	55' (16.8 m)	43'-9" (13.3 m)	40'-4" (12.3 m)	33'-3" (10.1 m)	21'-7" (6.6 m)	25' (7.6 m)	31'-6" (9.6 m)	37'-9" (11.5 m)

# MKX<sup>2</sup> 13

BPH Up to 11,000

Lengths 64' - 114'



See new axles in action

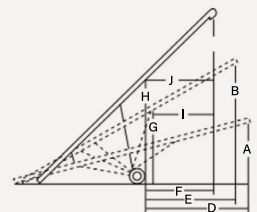


## Features

- Open discharge spout decreases horsepower requirements
- Aircraft cable trussing
- Stable A-frame support (64'-114')
- Wide standing axles
- Rigid steel trussing (84' and up)

## Options

- Steerable axles
- Hydraulic hopper winch
- Electric and hydraulic power swing
- X-Tend hopper
- Poly flex spout
- Speed reducer-reverser
- Reverser kit
- Corn screen
- Right angle drive
- Transport lights
- LED work lights



Heights measured from bottom of auger spout to ground.

## Specifications

MKX <sup>2</sup> 13	MKX <sup>2</sup> 13-64	MKX <sup>2</sup> 13-74	MKX <sup>2</sup> 13-84	MKX <sup>2</sup> 13-94	MKX <sup>2</sup> 13-114
Tube gauge	12 ga				
Tube connectors	Heavy-duty ¼" (0.6 cm) angle flange				
Main flighting	11 ¾" (29.8 cm) OD x ¼" (0.6 cm) stretched and welded with Wear Edge Technology™ on critical points				
Wear Edge Technology™ (reinforced flight)	¼" (0.6 cm) plus 10 ga ribbon weld = ⅝" (0.8 cm) Wear Edge Technology™ on critical grain transfer points				
AR boot flight	¼" (0.6 cm)				
Flighting shaft	High strength 3" (7.6 cm) OD x 11 ga tubing square flight connection				
Upper bearing	2" (5.1 cm) taper roller bearing assembly				
Greaseless hanger bearing for boot (new)	1 ⅝" (4.9 cm) ID, triple seal				
Lower bearing	Custom 2" (5.1 cm) taper roller bearing assembly				
Tube trussing	⅜" (1 cm) aircraft type galvanized steel cable	Combination 2 ½" (6.4 cm) x 11 ga steel tubing & ⅜" (1 cm) galvanized cable			
Hydraulic lift	Dual 4" (10.2 cm) single acting cylinders with ⅝" (0.8 cm) aircraft cable	Dual 4 ½" (11.4 cm) cylinders with ⅜" (1 cm) aircraft cable			
Undercarriage	4" (10.2 cm) x 11 ga A-frame	3" (7.6 cm) x 6" (15.2 cm) HSS tubing	4" (10.2 cm) x 8" (20.3 cm) HSS tubing		
Axle	3" (7.6 cm) x 3" (7.6 cm) square tubing		3 ½" (8.9 cm) x 3 ½" (8.9 cm) square tubing		
Hub	6-bolt agricultural type				
Tires	16" (40.6 cm) TRF				
PTO shaft	35E constant velocity with ⅜" (1 cm) shear bolt		55E constant velocity with 2-bolt shear		
Parking jack	5000 lbs (2268 kg) side wind				
Sprocket & chain	Hardened tooth sprocket with HD #80 chain				
Low profile hopper dimensions	60" (152.4 cm) length x 40" (101.6 cm) width x 10" (25.4 cm) height with flat free tires				
Psi required to raise auger	1600 psi (110.3 bar)		1800 psi (124.1 bar)	2000 psi (137.9 bar)	2100 psi (144.8 bar)
HP required (with dry wheat)	85-100 HP	110-125 HP	115-155 HP	125-165 HP	140-185 HP
Wheel tread	124" (315 cm)	130" (330.2 cm)	146" - 182" (370.8 cm - 462.3 cm)		
Transport height (18" hitch)	12' 8" (3.9 m)	14' 3" (4.3 m)	13' (4 m)	13' 3" (4 m)	14' 5" (4.4 m)

	A	B	C	D	E	F	G	H	I	J
	Height lowered	Height halfway	Height raised	Reach lowered	Reach halfway	Reach raised	Height at liftarms	Height at wheels	Reach to liftarms	Reach to wheels
1364	10'-2" (3.1 m)	26' (7.9 m)	40'-3" (12.3 m)	31'-1" (9.5 m)	29'-11" (9.1 m)	27'-8" (8.4 m)	15'-10" (4.8 m)	17'-8" (5.4 m)	26'-7" (8.1 m)	31'-11" (9.7 m)
1374	11'-11" (3.6 m)	29'-8" (9 m)	45'-7" (13.9 m)	35'-7" (10.8 m)	34' (10.4 m)	31'-2" (9.5 m)	18'-6" (5.6 m)	20'-7" (6.3 m)	29' (8.8 m)	35'-11" (10.9 m)
1384	10'-6" (3.2 m)	36'-3" (11 m)	59'-5" (18.1 m)	44'-10" (13.7 m)	40'-9" (12.4 m)	31'-5" (9.6 m)	23'-4" (7.1 m)	27'-11" (8.5 m)	29'-11" (9.1 m)	35' (10.7 m)
1394	10'-6" (3.2 m)	37'-3" (11.4 m)	60'-3" (18.4 m)	45'-8" (13.9 m)	42'-11" (13 m)	37'-1" (11.3 m)	24'-10" (7.6 m)	29'-9" (9.1 m)	31'-9" (9.7 m)	39'-10" (12.1 m)
13114	12' (3.7 m)	41'-2" (12.5 m)	68'-11" (21 m)	56'-1" (17.1 m)	53'-4" (16.6 m)	46'-2" (14.1 m)	27'-6" (8.4 m)	33'-11" (10.3 m)	38'-3" (11.7 m)	47'-1" (14.4 m)

# MKX<sup>2</sup> 16

BPH Up to 23,000

Lengths 85' - 125'

## Features

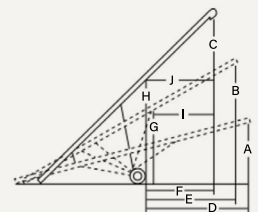
- Open discharge spout
- Rigid steel trussing
- Stable A-frame support
- Standard steerable axles

## Options

- X-Tend hopper
- Poly flex spout



See new axles in action



Heights measured from bottom of auger spout to ground.

## Specifications

MKX <sup>2</sup> 16	MKX <sup>2</sup> 16-85	MKX <sup>2</sup> 16-105	MKX <sup>2</sup> 16-125
Tube gauge	10 ga		
Tube connectors	¼" (0.6 cm) angle flange		
Main lighting	15" (38.1 cm) x ¼" (0.6 cm) stretched & welded		
Wear EdgeTechnology™ (reinforced flight)	¼" (0.6 cm) main lighting with Wear Edge Technology™ on critical grain transfer points		
AR boot flight	¼" (0.6 cm)		
Flighting shaft	3.5" (8.9 cm) x 11 ga tubing; square flight connector		
Greaseless hanger bearing for boot (new)	2 ⅜" (6 cm) ID, triple seal		
Upper bearing	2" (5.1 cm) taper roller bearing assembly		
Speed reducer gearbox	Enclosed, cast casing, 1000 rpm reducing gearbox (540 rpm) with reversing capability		
Tube trussing	3.5" (8.9 cm) x 11 ga tubing; ½" (1.3 cm) cable stays		
Hydraulic lift	2" (5.1cm) x 4 ½" (11.4 cm) cylinder with ⅜" (1 cm) cable	2" (5.1cm) x 6 ½" (16.5 cm) bore cylinders; ½" (1.3 cm) aircraft cable	
Undercarriage	4" (10.2cm) x 8" (20.3cm) HSS tubing		
Axle	4" (10.2 cm) x 4" (10.2 cm) x ⅜" (0.5cm) tubing; 4" (10.2 cm) x 4" (10.2 cm) x ¼" (0.6 cm) on extensions		
Hub	8-bolt agricultural type		
Tires	22.5" (57.2 cm) agricultural tires		
PTO shaft	50E double CV with 2-bolt shear		
Parking jack	12,000 lbs (5443.1 kg)		
Low profile hopper dimensions	68" (172.7 cm) length x 46 1/2" (121.9 cm) width x 11" (27.9 cm) height with flat free tires		
Psi required to raise auger	2500 psi (172.4 bar)	1700 psi (117.2 bar)	2000 psi (137.9 bar)
HP required (with dry wheat)	150 - 175 HP	170 - 200 HP	195 - 225 HP
Wheel tread	148" - 182" (375.9 - 462.3 cm)		
Transport height (18" hitch)	15' 6" (4.7 m)	15' 6" (4.7 m)	17' 6" (5.3 m)

	A	B	C	D	E	F	G	H	I	J
	Height lowered	Height halfway	Height raised	Reach lowered	Reach halfway	Reach raised	Height at liftarms	Height at wheels	Reach to liftarms	Reach to wheels
<b>1685</b>	12'-7" (3.8 m)	33'-4" (10.1 m)	47'-3" (14.4 m)	46' (14 m)	43'-4" (13.2 m)	39'-10" (12.1 m)	23'-8" (7.2 m)	28'-7" (8.7 m)	26'-4" (8 m)	31'-9" (9.7 m)
<b>16105</b>	12' (3.7 m)	42'-11" (13.1 m)	77'-5" (23.6 m)	54'-10" (16.7 m)	51'-3" (15.6 m)	40'-7" (12.4 m)	30'-2" (9.2 m)	36'-5" (11.1 m)	32'-1" (9.8 m)	42'-8" (13 m)
<b>16125</b>	14'-3" (4.3 m)	48'-6" (14.8 m)	87'-10" (26.8 m)	68'-8" (20.9 m)	63'-8" (19.4 m)	48'-9" (14.9 m)	31'-6" (9.6 m)	37'-1" (11.3 m)	44'-4" (13.5 m)	56'-9" (17.3 m)

Hopper options

# X-TEND

Diameter	13"	16"
----------	-----	-----

## Features

- Fill bins fast without moving or repositioning the truck
- Extend, swing side-to-side and retract

Hopper options

# Power swing

Diameter	10"	13"	16"
----------	-----	-----	-----

## Features

- Two-wheel drive with big lug tires for solid traction and steady balance
- Available in 12V remote electric or hydraulic drive
- Scissor-lift design lets you dial in traction with ease

NEW

# Swing mover

Diameter	10"	13"
----------	-----	-----

## Features

- Electric or hydraulic drive





See new axles in action



**Your safety is our highest priority.**

Please read and understand the operator's manual and safety decals before using. Use and maintain products properly, and do not modify. Keep guards in place when operating and follow all product manuals and safety decals. For all AGI products, if guards, safety decals, or manuals are damaged or missing, contact your AGI sales or dealer representative for replacements. Images and information contained in this brochure are presented for general information.

Westfield, AGI, and the AGI logo, are trademarks of Ag Growth International Inc.



AGI is a global leader in supplying farm and commercial customers with the manufacturing, planning, and engineering of full equipment solutions for grain, seed, fertilizer, feed, and food. AGI's expertise enables the storage, blending, mixing, conveying, conditioning, processing, and protection of agricultural products and inputs worldwide.

198 Commerce Drive, Winnipeg, Manitoba, Canada R3P 0Z6

P 1.855.432.1990 | [csr.portable@aggrowth.com](mailto:csr.portable@aggrowth.com)