AGI From field to future

Galvanized Storage

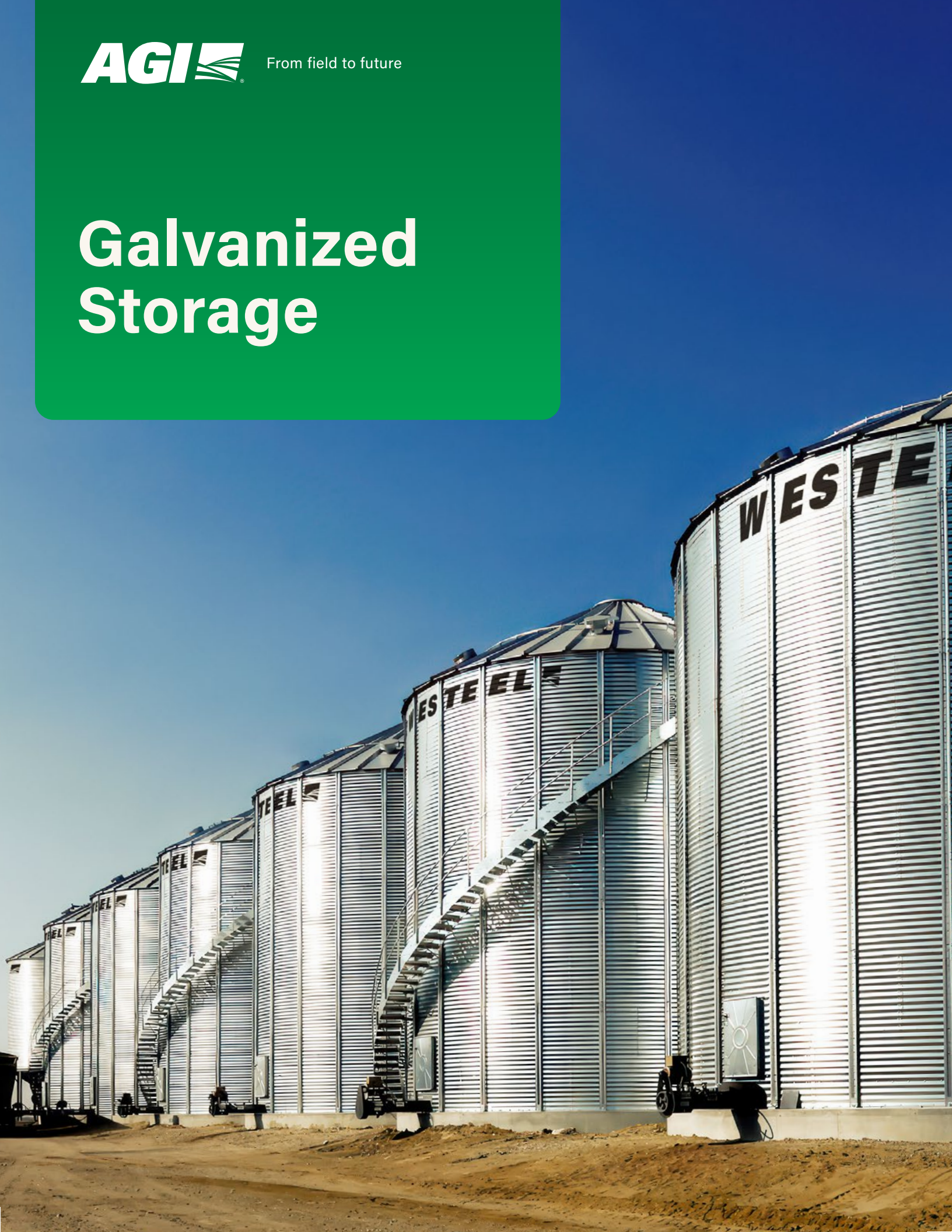

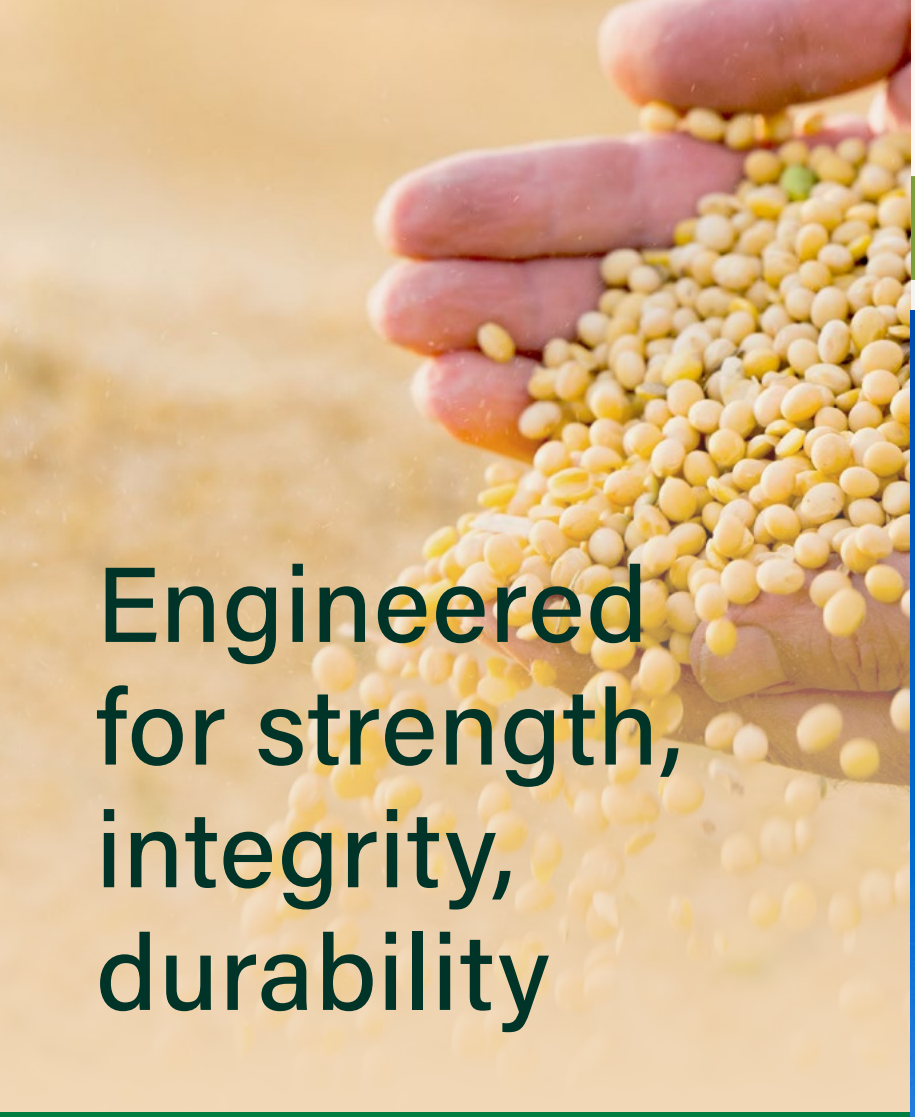

Engineered for strength, integrity, durability

AGI offers galvanized storage solutions to meet diverse needs and applications. Each bin integrates proven advances in storage science and technology to deliver confidence that stored commodities are protected.

AGI bins are engineered to withstand the elements and perform under pressure.

From material selection to manufacturing processes, AGI bins are designed for long service life ensuring durable, high-performance storage.

Latest innovations

Sidewall durability

Sidewall sheets use 4" (10.16 cm) corrugation. Rolled from high-strength steel with a 65,000 PSI tensile rating, sheets are 44" tall creating stronger yet lighter panels with fewer seams to improve weather protection.

Made for diverse use

AGI offers non-stiffened and stiffened bin designs to support a wide range of storage requirements. Non-stiffened bins eliminate the need for internal or external stiffeners, delivering an exceptionally strong, expandable design with capacities from 1,850 to 72,692 bushels.

Stiffened bins are engineered to maximize load efficiency from every pound of steel. Variable Section Stiffeners (VSS) match stiffener size and thickness to vertical load demands, applying strength only where required. The VSS uses a laminating system to reduce splice plates at most connections, supporting easier installation and long-term structural performance. Stiffened bin capacities range from 2,942 to 1,237,872 bushels.

Safety assurance

Safety is an AGI priority. Exterior and interior bin construction is engineered to meet all applicable codes and jurisdictional requirements ensuring the safest products possible.

Warranty

5-year warranty of corrugated bins.

Roof Systems

AGI offers roof systems to match budgets and installation requirements.

Manufactured using the latest computerized and automated production equipment, the roof has fewer parts than the competition.

Options to match your requirements

Up to 60' models: Non-structured roof systems are standard and meet or exceed roof load requirements for these sizes.

30', 36', 42', 48', 51', 54' and 60' models: Option to upgrade to structured roof to meet higher roof load requirements for these sizes.

66' to 135' models: Structured roof systems are standard. Larger models typically need extra support due to larger capacity conveyors, catwalks and heavier spouts.

72', 75', 78', 90' and 105': Option to upgrade to enhanced landing area structured roofs.

Precision built bins designed for durability

The advanced continuous roof angle enables faster assembly and improves overall strength. This design delivers up to 124% greater bend resistance resulting in greater snow load capacity compared to conventional roof designs.

G-115 galvanization on all outer roof sheets, leading to 27% longer life on areas exposed to the elements.

Components that require welding are not galvanized, but are powder coated for optimal protection.

- **Corrugation in flat-of-roof sheet** provides an extra measure of strength
- **Gooseneck vents** with corresponding pre-punched, raised-edge holes allow for easier installation and prevent water from entering the bin
- **Temperature cable brackets** are easily added to structured roofs with minimal expense
- **Powered roof exhausters** are easily added with trouble-free installation on site
- **Rib caps** are easily added to non-structured roofs negating the loss of roof load when using cable systems

Three roof panels per sidewall sheet simplify installation.

Specifications

Maximum roof snow load at standard peak load (Canada)
Non-structured roof capabilities

	Peak load	Standard roof		Plus upgrade 1		Plus upgrade 2	
Bin series	lbs (kN)	psf	kPa	psf	kPa	psf	kPa
15	4000 (17.8)	45	2.15	n/a		n/a	
16		45	2.15				
18		45	2.15				
21		30	1.44	49	2.35		
24		21	1.01	40	1.92		
27	5000 (22.2)	24	1.15	39	1.87		
30		20	0.96	32	1.53	40	1.92
33		23	1.10	33	1.58	44	2.11
36		24	1.15	30	1.44	38	1.82
39		22	1.05	27	1.29	36	1.72
42		19	0.91	24	1.15	34	1.63
45		16	0.77	23	1.10	32	1.53
48		21	1.01	26	1.24	33	1.58
51	8000 (35.6)	20	0.96	28	1.34	n/a	
54		17	0.81	27	1.29		
60		17	0.81	24	1.15		

Maximum roof snow load at standard peak load (United States)
Non-structured roof capabilities

	Peak load	Standard roof		Plus upgrade 1		Plus upgrade 2	
Bin series	lbs (kN)	psf	kPa	psf	kPa	psf	kPa
15	4000 (17.8)	42	2.01	n/a		n/a	
16		42	2.01				
18		42	2.01				
21		28	1.34	45	2.15		
24		20	0.96	38	1.82		
27	5000 (22.2)	22	1.05	36	1.72		
30		19	0.91	30	1.44	37	1.77
33		22	1.05	31	1.48	41	1.96
36		23	1.10	28	1.34	36	1.72
39		20	0.96	25	1.20	34	1.63
42		18	0.86	23	1.10	32	1.53
45		15	0.72	22	1.05	30	1.44
48		20	0.96	24	1.15	31	1.48
51	8000 (35.6)	19	0.91	27	1.29	n/a	
54		16	0.77	26	1.24		
60		17	0.81	24	1.15		

Maximum roof snow load at standard peak load (Canada & United States) Non-structured roof capabilities

	Peak load	Standard roof		Plus upgrade 1		Plus upgrade 2	
Bin series	lbs (kN)	psf	kPa	psf	kPa	psf	kPa
15	8000 (35.6)	29	1.39	n/a		n/a	
16		29	1.39				
18		29	1.39				
21		24	1.15	40	1.92		
24		17	0.81	27	1.29		
27	10000 (44.5)	19	0.91	28	1.34		
30		15	0.72	24	1.15	33	1.58
33		18	0.86	24	1.15	36	1.72
36		18	0.86	23	1.10	31	1.48
39		16	0.77	21	1.01	30	1.44
42		14	0.67	19	0.91	27	1.29
45		13	0.62	18	0.86	25	1.20
48		16	0.77	21	1.01	26	1.24
51	12000 (53.4)	14	0.67	21	1.01	n/a	
54		13	0.62	20	0.96		
60		16	0.77	23	1.10		

Notes:
- Standard non-structured roofs are adequate for many applications but additional capacity is available when optional upgrade packages are used.
- Upgrade packages include roof stiffening rings and/or rib supports.
- For peak loads between standard and maximum limits, a straight line interpolation can be used to determine maximum roof snow load.

Maximum roof snow load at standard peak load (Canada & United States)
Structured roof capacities

Bin series	Peak load	Standard roof	
	lbs (kN)	psf	kPa
48	20000 (89.0)	39	1.87
51		39	1.87
54		39	1.87
60		39	1.87
66		38	1.82
72		38	1.82
75		37	1.77
78		37	1.77
84		37	1.77
90		37	1.77
96		37	1.77
102		32	1.53
105		32	1.53
108		32	1.53

Maximum roof snow load at maximum peak load (Canada & United States)
Structured roof capacities

Bin series	Peak load	Standard roof	
	lbs (kN)	psf	kPa
48	60000 (266.9)	38	1.82
51		38	1.82
54		38	1.82
60		38	1.82
66		37	1.77
72		37	1.77
75		36	1.72
78		36	1.72
84		36	1.72
90		34	1.63
96		34	1.63
102		31	1.48
105		31	1.48
108		31	1.48

Notes:
- Standard capacities are provided. Additional capacity may be available with custom upgrades. Speak with your AGI representative to see if custom upgrades are available.

Maximum roof snow load at standard peak load (Canada & United States) Enhanced landing area structured roof capacities

	Peak Load	Standard Roof		Plus Upgrade 1	
Bin series	lbs (kN)	psf	kPa	psf	kPa
30	20000 (89.0)	32	1.53	40	1.92
36		30	1.44	38	1.82
42		24	1.15	34	1.63
48	30000 (133.4)	22	1.01	33	1.58
54		17	0.81	27	1.29
60		17	0.81	24	1.15

Notes:
- Standard enhanced landing area structured roofs are adequate for many applications but additional capacity is available when optional upgrade packages are used.
- Upgrade packages include rib supports.

Maximum roof snow load at standard peak load (Canada & United States) Enhanced landing area structured roof capacities

	Peak Load	Standard Roof	
Bin series	lbs (kN)	psf	kPa
72	100000 (444.8)	22	1.05
75		22	1.05
78		22	1.05
90		22	1.05
105		22	1.05
135		19	0.90

Notes:
- Standard capacities are provided. Additional capacity may be available with custom upgrades. Speak with your AGI representative to see if custom upgrades are available.

Stairs and Ladders

Safety and quality that are several steps above the competition

Features

All galvanized steel construction ensures long life and lasting strength under the most demanding conditions.

Extra-wide step and toe space enhance confidence and safety while supporting compliance with local regulations.

Extruded non-slip stair helps prevent ice and water build-up for more secure footing under heavy loads and harsh conditions.

Roof handrails and inspection hatch

Ladder system



Single or doublewide platforms at the top provide easy access to roof stairs and inspection hatch. Optional rest stop and working platforms below provide a safe, convenient surface where they are needed. 4 inch (102 mm) toe-boards ensure a safer platform for everyone above and below.

Large pipe handrails with compliant spacings provide a sure grip for ascent and descent with no rail breaks, sharp ends, corners or protruding bolts.

Commercial Duty and Farm Duty accessories are available to provide solutions that best fit each individual application.

Roof stairs

Circular stairs



Doors

Non-stiffened bins and stiffened bins with two stiffeners per wall sheet

One-tier door

Available for stiffened bins with two stiffeners per wall sheet, 15' through 108' (4.6 m to 32.9 m) diameter.

Opening dimensions		
Height	32.00"	(813 mm)
Width	30.00"	(762 mm)

Walk-in door

Available in non-stiffened bins and stiffened bins with two stiffeners per wall sheet, 15' through 54' (4.6 m to 16.5 m) diameter.

Opening dimensions		
Height	42.45"	(1,078 mm)
Width	28.00"	(711 mm)

Two-tier door

Available in stiffened bins with two stiffeners per wall sheet, 15' through 135' (4.6 m to 41.1 m) diameter.

Opening dimensions		
Height	60.23"	(1,529 mm)
Width	30.00"	(762 mm)

Stiffened bins with three stiffeners per wall sheet



Two-tier door - flush floor version

Available in stiffened bins with three stiffeners per wall sheet, 60' through 135' (18.3 m to 41.1 m) diameter.

Opening dimensions		
Height	60.23"	(1,529 mm)
Width	30.00"	(762 mm)

Two-tier door - standard version

Available in stiffened bins with three stiffeners per wall sheet, 60' through 135' (18.3 m to 41.1 m) diameter.

Opening dimensions		
Height	60.23"	(1,529 mm)
Width	30.00"	(762 mm)

Lock-n-Load® floor system

Supports up to 100 feet of grain depth.

The Lock-n-Load floor system delivers maximum performance when full volume conditioning or natural air-drying is required. The open design supports unrestricted air movement beneath the floor allowing for more air movement through the grain mass.

Flooring is available in two perforation sizes:

- 20 ga. 0.054 perforation for small grains (e.g. canola, wheat, etc.)
- 20 ga. 0.094 perforation for larger grains (e.g. corn, beans, etc.)

With unbeatable strength and a 10″ plank and support system for ease of installation, the aeration floors are the best way to protect your grain.

The galvanized supports and planks are lightweight, making it easier to install and manipulate without compromising strength or integrity.

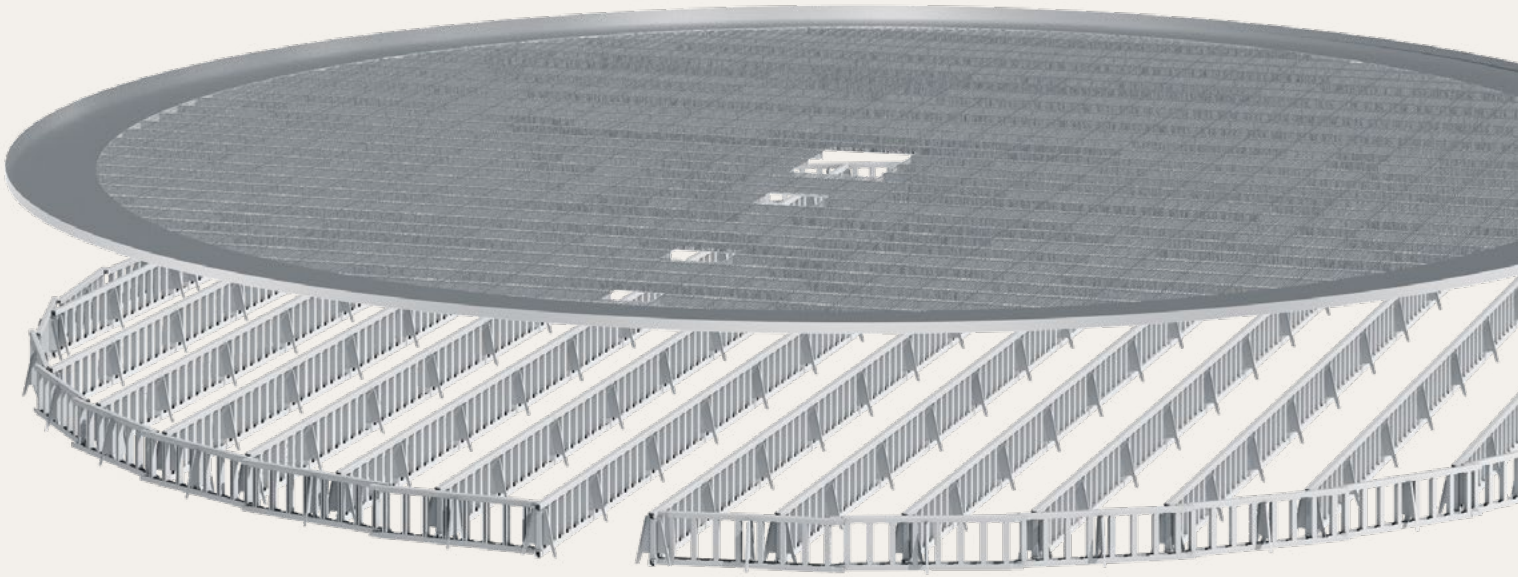

Others

Fasteners



Grade 8.2 bin bolts

Used throughout to ensure strength and stability. Roofs use 5⁄16" (0.79 cm) bolts and sidewalls use 3⁄8" (0.95 cm) bolts.

Top-quality fasteners are SAE Grade 8.2 for maximum shear capacity as well as industry-standard washers to seal the bolt to the sidewall or roof.

Side draw system



Optional side draw systems can be added to stiffened bins. Available on most models, side draw systems provide high-speed, economical unloading. Side draw systems include baffles and a 12" (30.5 cm) outlet with a rack and pinion gate. Increasing in 2' (61.0 cm) increments, a range of spouting lengths from 4' to 12' (121.9 cm to 365.8 cm) are available.



Roof exhausters

- Expected airflow output of 10,000 CFM
- Standard rain hood with ½" wire mesh bird screen
- Over-rib and between-rib models available
- 1750 RPM 2 HP motors available in explosion proof and non-explosion proof options

Accessories available

Transitions
Static pressure guages
Adapters
Plenum thermometers
Fan supports

AGI EasyFlow®2 unload systems

Designed for the rigors of on-farm use, AGI EasyFlow2 unload systems feature superior durability, strength and performance. Grain clean-out is easy and efficient with the AGI EasyFlow2 U-trough or tube unload systems.

Key features

- Large double-center gearbox with solid, common shaft for increased longevity
- Ability to remove the unload flight without removing the motor
  or rest of the powerhead allows for easy maintenance
- Improved clean-out thanks to an aggressive wheel tread pattern, unique fender on the end wheel and adjustable backboard
- Extra-wide sump opening allows for higher capacity grain flow into unload system
- Optional E-sump with independent controls positioned near the center sump enables the bin to be emptied if the center sump is blocked

Tube unload

Available for bin sizes 24' to 48' in diameter 8"
3,000 BPH



Standard output U-trough unload

Available for bin sizes 21' to 60' in diameter 9"
5,000 - 7,500 BPH

High output U-trough unload

Available for bin sizes 24' to 60' in diameter 11"
6,000 - 9,000 BPH





EasyFlow®2 unloading system specifications

Standard output U-trough unload *refer to diagram A

	A	B	C	D			
Bin diameter	Trough distance	Horizontal distance	Horizontal distance to center of bin	Overall length to bin center	Overall unload length	# of intermediate sumps included	System HP requirements with 7" sweep
21'	41"	50"	176"	192"	199"	1	5
24'	41"	50"	194"	210"	217"	1	7.5
27'	41"	50"	212"	228"	235"	1	7.5
30'	41"	50"	230"	246"	253"	2	7.5
33'	41"	50"	248"	264"	271"	2	7.5
36'	41"	50"	266"	282"	289"	2	10
39'	41"	50"	284"	300"	307"	2	10
42'	41"	50"	302"	318"	325"	2	10
45'	41"	50"	320"	336"	343"	2	15
48'	41"	50"	338"	354"	361"	3	15
51'	41"	50"	356"	372"	379"	3	15
54'	41"	50"	374"	390"	397"	3	15
60'	41"	50"	410"	426"	433"	3	20

(1) U-trough with 9" diameter flight up to 5,000 - 7,500 BPH
(2) Sweep with 7" diameter flight up to 5,000 BPH (Based on free flowing grain through center sump and operating at 550 RPM; capacities may vary depending on grain type and condition)
(3) Refer to diagram A for distance and length details (A-D)

High output U-trough unload *refer to diagram A

	A	B	C	D				
Bin diameter	Trough distance	Horizontal distance	Horizontal distance to center of bin	Overall length to bin center	Overall unload length	# of intermediate sumps included	System HP requirements with 8.66" sweep	System HP requirements With 7" sweep
24'	41"	50"	194"	210"	217"	1	10	7.5
27'	41"	50"	212"	228"	235"	1	10	10
30'	41"	50"	230"	246"	253"	2	10	10
33'	41"	50"	248"	264"	271"	2	10	10
36'	41"	50"	266"	282"	289"	2	15	10
39'	41"	50"	284"	300"	307"	2	15	10
42'	41"	50"	302"	318"	325"	2	15	15
45'	41"	50"	320"	336"	343"	2	15	15
48'	41"	50"	338"	354"	361"	3	20	15
51'	41"	50"	356"	372"	379"	3	20	15
54'	41"	50"	374"	390"	397"	3	20	20
60'	41"	50"	410"	426"	433"	3	20	20

(1) U-trough with 9" diameter flight up to 6,800 - 9,000 BPH
(2) Sweep with 8.66" diameter flight up to 5,200 - 6,300 BPH (Based on free flowing grain through center sump and operating at 550 RPM; capacities may vary depending on grain type and condition)
(3) Refer to diagram A for distance and length details (A-D)

U-trough pulley sizes

Unload pulley	Drive motor pulley	Flight speed (RPM)	Belt size
15"	4-¾"	554	B65
16"	4"	438	B65

Hydraulic powerhead requirements

Bin diameter	Motor displacement	Tractor flood pressure
21'- 39'	6.2 (CU. IN/REV)	12 GPM 1700 PSI
42'- 60'	9.6 (CU. IN/REV)	20 GPM 2200 PSI

Diagram A: Tube + U-trough unload

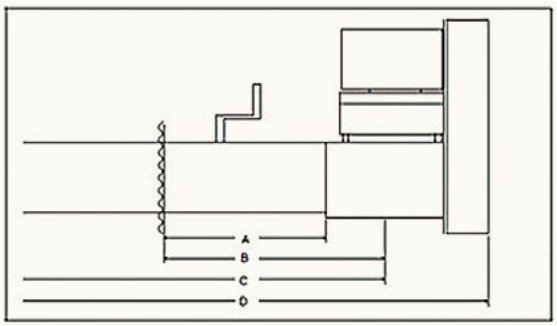

EasyFlow®2 unloading system specifications

Tube unload *refer to diagram A

	A	B	C	D		
Bin diameter	Trough distance	Horizontal distance	Horizontal distance to center of bin	Overall length to bin center	Overall unload length	# of intermediate sumps included
	8"	8"	8"	8"	8"	8"
24'	33"	56"	198.6"	210.9"	218.2"	2
25'	27"	50"	198.6"	210.9"	218.2"	2
27'	33"	56"	216.6"	228.9"	236.2"	2
30'	33"	56"	234.6"	246.9"	254.2"	2
33'	33"	56"	252.6"	264.9"	272.2"	3
36'	33"	56"	270.6"	282.9"	290.2"	3
39'	33"	56"	288.6"	300.9"	308.2"	3
42'	33"	56"	306.6"	318.9"	326.2"	4
45'	33"	56"	324.6"	336.9"	344.2"	4
48'	33"	56"	342.6"	354.9"	362.2"	4

(1) 8" tube with 7" diameter flight up to 3,000 BPH (Based on free flowing grain through center sump opening and operating at 550 RPM; capacities may vary depending on grain type and condition)
(2) Refer to diagram A for distance and length details (A-D)

Diagram A: Tube unload

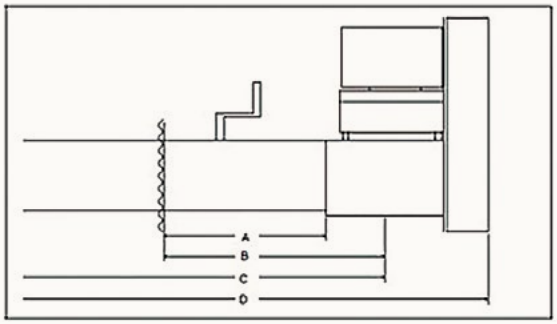

Electric motor requirements

	8" tube unloads (with sweep)	
Bin diameter	Horizontal HP	Incline HP
24'	5	7.5
27'	5	7.5
30'	5	7.5
33'	5	7.5
36'	7.5	10
39'	7.5	10
42'	7.5	10
45'	10	10
48'	10	10

Tube unload

	Recommended sizes				
Type	Auger pulley	Motor pulley	# of grooves	Belt size	Flight speed (RPM)
8" horizontal	12.7"	3.375"	2	B51	465
	12.7"	3.875"	2	B51	534
8" incline	15"	3.375"	2	B62	394
	15"	3.75"	2	B62	438
	15"	4.75"	2	B62	554

Centrifugal fans

Low speed centrifugal fans

AGI low speed centrifugal fans maximize airflow at lower to medium static pressure.

Available in 5-50 HP models

High speed centrifugal fans

AGI high speed centrifugal fans maximize airflow at medium to high static pressure.

Available in 3-40 HP models

In-line centrifugal fans

AGI in-line centrifugal fans maximize airflow at low to medium static pressures in cereal grains.

Available in 3-15 HP models

Supplemental heaters

Low temperature downstream heaters

AGI low temperature downstream heaters allow for 24 hour grain drying when high humidity conditions prevail. The heater is easily installed between the fan and bin.

- Pairs with 3-15 HP high speed and inline fans
- Available in 60K-200K BTU models

High temperature downstream heaters

AGI high temperature downstream heaters increase temperature while decreasing humidity. Recommended for use with a stirrator system to enable efficient and effective drying of grain inside the bin.

- Pairs with 10-15 HP low speed fans
- 200K-2,350K BTU with 10-50 HP fans
- 603K-4,480K BTU with 20-50 HP fans

Low temperature upstream heaters

AGI low temperature upstream heaters provide a controlled temperature increase to help reduce humidity inside the bin. Consistent heat output minimizes cycling and extends component life.

- Pairs with 10-50 HP low speed fans
- 37K-346K BTU range



Flat bottom bin specifications

Series	Model	Diameter		Tiers	Maximum capacity						Eaves (A)		Overall (B)		Door type
		ft	m		bushels [1]	ft³ [2]	m³ [2]	tonnes [3]	tonnes corn [4]	Roof to drying floor bushels [5]	ft - in	m	ft - in	m	
Non-stiffened	1503 *	15	4.55	3	1850	2185	62	51	47	1688	11' 2"	3.40	15' 3"	4.65	WKDR
	1504 *			4	2396	2826	81	65	61	2235	14' 10"	4.52	18' 11"	5.77	WKDR
Non-stiffened stiffened	1505 *			5	2942	3467	99	80	75	2781	18' 6"	5.64	22' 7"	6.89	WKDR
	1506 *			6	3488	4108	117	96	89	3327	22' 2"	6.76	26' 3"	8.00	WKDR
	1507 *			7	4034	4749	135	111	103	3873	25' 10"	7.87	29' 11"	9.12	WKDR
stiffened	1508 *			8	4580	5390	153	125	117	4419	29' 6"	8.99	33' 7"	10.24	WKDR
	1509 *			9	5126	6031	171	140	131	4965	33' 2"	10.11	37' 3"	11.36	WKDR
	1510			10	5672	6673	189	155	145	5511	36' 10"	11.23	40' 10"	12.44	WKDR
	1511			11	6219	7314	208	170	158	6057	40' 6"	12.35	44' 6"	13.56	WKDR
	1512			12	6765	7955	226	185	172	6603	44' 2"	13.46	48' 2"	14.68	WKDR
	1513			13	7311	8596	244	200	186	7149	47' 10"	14.58	51' 10"	15.79	WKDR
	1514			14	7857	9237	262	214	200	7696	51' 6"	15.70	55' 6"	16.91	WKDR
Non-stiffened	1803 *	18	5.45	3	2717	3212	91	74	70	2485	11' 2"	3.40	16' 1"	4.91	WKDR
	1804 *			4	3503	4136	118	96	89	3271	14' 10"	4.52	19' 9"	6.03	WKDR
Non-stiffened stiffened	1805 *			5	4290	5059	144	118	109	4057	18' 6"	5.64	23' 5"	7.15	WKDR
	1806 *			6	5076	5982	170	139	129	4844	22' 2"	6.76	27' 1"	8.27	WKDR
	1807 *			7	5863	6905	196	160	149	5630	25' 10"	7.87	30' 9"	9.38	WKDR
Stiffened	1808 *			8	6649	7828	222	182	169	6417	29' 6"	8.99	34' 5"	10.50	WKDR
	1809 *			9	7435	8752	248	203	189	7203	33' 2"	10.11	38' 1"	11.62	WKDR
	1810			10	8222	9675	274	224	209	7989	36' 10"	11.23	41' 8"	12.70	WKDR
	1811			11	9008	10598	301	246	229	8776	40' 6"	12.35	45' 4"	13.82	WKDR
	1812			12	9794	11521	327	267	249	9562	44' 2"	13.46	49' 0"	14.94	WKDR
	1813			13	10581	12445	353	289	269	10348	47' 10"	14.58	52' 8"	16.06	WKDR
	1814			14	11367	13368	379	310	289	11135	51' 6"	15.70	56' 4"	17.17	WKDR
	1815			15	12154	14291	405	331	309	11921	55' 2"	16.82	60' 0"	18.29	WKDR
	1816			16	12940	15214	431	352	329	12708	58' 10"	17.93	63' 8"	19.41	WKDR
	1817			17	13726	16137	457	374	349	13494	62' 6"	19.05	67' 4"	20.53	WKDR
Non-stiffened	2103 *	18	5.45	3	3771	4463	127	103	96	3455	11' 2"	3.40	17' 0"	5.18	WKDR
	2104 *			4	4841	5719	162	132	123	4525	14' 10"	4.52	20' 8"	6.29	WKDR
Non-stiffened stiffened	2105 *			5	5912	6976	198	162	151	5595	18' 6"	5.64	24' 4"	7.41	WKDR
	2106 *			6	6982	8233	234	191	178	6666	22' 2"	6.76	28' 0"	8.53	WKDR
	2107 *			7	8052	9489	269	220	205	7736	25' 10"	7.87	31' 8"	9.65	WKDR
	2108 *			8	9123	10746	305	249	232	8806	29' 6"	8.99	35' 4"	10.76	WKDR
Stiffened	2109 *			9	10193	12002	340	278	259	9877	33' 2"	10.11	39' 0"	11.88	WKDR
	2110			10	11263	13259	376	307	287	10947	36' 10"	11.23	42' 6"	12.97	WKDR
	2111			11	12334	14516	412	337	314	12017	40' 6"	12.35	46' 2"	14.08	WKDR
	2112			12	13404	15772	447	365	341	13088	44' 2"	13.46	49' 10"	15.20	WKDR
	2113			13	14474	17029	483	395	368	14158	47' 10"	14.58	53' 6"	16.32	WKDR
	2114			14	15545	18286	518	423	395	15228	51' 6"	15.70	57' 2"	17.44	WKDR
	2115			15	16615	19542	554	453	423	16299	55' 2"	16.82	60' 10"	18.55	WKDR
	2116			16	17685	20799	589	481	450	17369	58' 10"	17.93	64' 6"	19.67	WKDR

Flat bottom bin specifications

Series	Model	Diameter		Tiers	Maximum capacity						Eaves (A)		Overall (B)		Door type
		ft	m		bushels [1]	ft³ [2]	m³ [2]	tonnes [3]	tonnes corn [4]	Roof to drying floor bushels [5]	ft - in	m	ft - in	m	
Stiffened	2117	18	5.45	17	18756	22055	625	511	477	18439	62' 6"	19.05	68' 2"	20.79	WKDR
	2118			18	19832	23319	661	540	504	19516	66' 2"	20.17	71' 11"	21.91	WKDR
	2119			19	20903	24576	696	569	532	20586	69' 10"	21.29	75' 7"	23.03	WKDR
Non-stiffened	2403 *	24	7.28	3	5020	5947	169	137	128	4607	11' 2"	3.40	17' 10"	5.44	WKDR
	2404 *			4	6418	7588	215	175	164	6005	14' 10"	4.52	21' 6"	6.56	WKDR
Non-stiffened stiffened	2405 *			5	7816	9230	262	214	199	7403	18' 6"	5.64	25' 2"	7.67	WKDR
	2406 *			6	9214	10871	308	252	235	8801	22' 2"	6.76	28' 10"	8.79	WKDR
	2407 *			7	10612	12512	355	290	270	10199	25' 10"	7.87	32' 6"	9.91	WKDR
	2408 *			8	12010	14154	401	328	306	11597	29' 6"	8.99	36' 2"	11.03	WKDR
Stiffened	2409 *			9	13408	15795	448	366	341	12995	33' 2"	10.11	39' 10"	12.14	WKDR
	2410			10	14806	17436	494	404	377	14393	36' 10"	11.23	43' 5"	13.23	WKDR
	2411			11	16204	19077	541	442	412	15791	40' 6"	12.35	47' 1"	14.35	WKDR
	2412			12	17602	20719	587	480	448	17189	44' 2"	13.46	50' 9"	15.46	WKDR
	2413			13	19000	22360	634	518	483	18587	47' 10"	14.58	54' 5"	16.58	WKDR
	2414			14	20398	24001	680	556	519	19985	51' 6"	15.70	58' 1"	17.70	WKDR
	2415			15	21796	25643	727	594	554	21383	55' 2"	16.82	61' 9"	18.82	WKDR
	2416			16	23194	27284	773	631	590	22781	58' 10"	17.93	65' 5"	19.93	WKDR
	2417			17	24592	28925	820	670	625	24179	62' 6"	19.05	69' 1"	21.05	WKDR
	2418			18	25998	30576	866	707	661	25585	66' 2"	20.17	72' 9"	22.18	WKDR
	2419			19	27396	32217	913	746	697	26983	69' 10"	21.29	76' 5"	23.29	WKDR
	2420			20	28794	33858	959	783	732	28381	73' 6"	22.41	80' 1"	24.41	WKDR
	2421			21	30192	35500	1006	822	768	29779	77' 2"	23.53	83' 9"	25.53	WKDR
	2422			22	31590	37141	1052	859	803	31177	80' 10"	24.65	87' 5"	26.65	WKDR
Non-stiffened	2703 *	27	8.19	3	6474	7677	218	176	165	5951	11' 2"	3.40	18' 8"	5.70	WKDR
	2704 *			4	8243	9754	277	224	210	7720	14' 10"	4.52	22' 4"	6.82	WKDR
Non-stiffened stiffened	2705 *			5	10013	11831	336	275	255	9490	18' 6"	5.64	26' 0"	7.94	WKDR
	2706 *			6	11782	13908	394	322	300	11259	22' 2"	6.76	29' 8"	9.05	WKDR
	2707 *			7	13551	15986	453	370	345	13028	25' 10"	7.87	33' 4"	10.17	WKDR
	2708 *			8	15321	18063	512	418	390	14798	29' 6"	8.99	37' 0"	11.29	WKDR
	2709 *			9	17090	20140	571	467	435	16567	33' 2"	10.11	40' 8"	12.41	WKDR
Stiffened	2710			10	18859	22217	630	515	480	18337	36' 10"	11.23	44' 3"	13.49	WKDR
	2711			11	20629	24295	688	562	525	20106	40' 6"	12.35	47' 11"	14.61	WKDR
	2712			12	22398	26372	747	610	570	21875	44' 2"	13.46	51' 7"	15.73	WKDR
	2713			13	24167	28449	806	658	615	23645	47' 10"	14.58	55' 3"	16.84	WKDR
	2714			14	25937	30526	865	707	659	25414	51' 6"	15.70	58' 11"	17.96	WKDR
	2715			15	27706	32604	924	755	704	27183	55' 2"	16.82	62' 7"	19.08	WKDR
	2716			16	29475	34681	983	803	749	28953	58' 10"	17.93	66' 3"	20.20	WKDR
	2717			17	31245	36758	1041	850	794	30722	62' 6"	19.05	69' 11"	21.31	WKDR
	2718			18	33024	38847	1101	899	840	32501	66' 2"	20.17	73' 7"	22.44	WKDR

Flat bottom bin specifications

Series	Model	Diameter		Tiers	Maximum capacity						Eaves (A)		Overall (B)		Door type
		ft	m		bushels [1]	ft³ [2]	m³ [2]	tonnes [3]	tonnes corn [4]	Roof to drying floor bushels [5]	ft - in	m	ft - in	m	
Stiffened	2719	27	8.19	19	34794	40924	1159	946	885	34271	69' 10"	21.29	77' 3"	23.56	WKDR
	2720			20	36563	43002	1218	995	929	36040	73' 6"	22.41	80' 11"	24.67	WKDR
	2721			21	38332	45079	1277	1043	974	37810	77' 2"	23.53	84' 7"	25.79	WKDR
	2722			22	40102	47156	1336	1091	1019	39579	80' 10"	24.65	88' 3"	26.91	WKDR
	2723			23	41871	49233	1395	1139	1064	41348	84' 6"	25.76	91' 11"	28.03	WKDR
	2724			24	43640	51311	1453	1186	1109	43118	88' 2"	26.88	95' 7"	29.14	WKDR
	2725			25	45410	53388	1512	1235	1154	44887	91' 10"	28.00	99' 3"	30.26	WKDR
Non-stiffended	3004 *	30	9.10	4	10325	12227	347	281	263	9680	14' 10"	4.52	22' 10"	6.97	WKDR
Non-stiffened stiffened	3005 *			5	12510	14791	419	342	318	11864	18' 6"	5.64	26' 6"	8.08	WKDR
	3006 *			6	14694	17356	492	402	374	14049	22' 2"	6.76	30' 2"	9.20	WKDR
	3007 *			7	16878	19920	565	462	429	16233	25' 10"	7.87	33' 10"	10.32	WKDR
	3008 *			8	19063	22485	637	520	485	18417	29' 6"	8.99	37' 6"	11.44	WKDR
	3009 *			9	21247	25049	710	580	540	20602	33' 2"	10.11	41' 2"	12.55	WKDR
Stiffened	3010			10	23432	27614	782	639	596	22786	36' 10"	11.23	44' 8"	13.61	WKDR
	3011			11	25616	30178	855	698	651	24971	40' 6"	12.35	48' 4"	14.73	WKDR
	3012			12	27800	32743	928	758	707	27155	44' 2"	13.46	52' 0"	15.85	WKDR
	3013			13	29985	35307	1000	817	762	29339	47' 10"	14.58	55' 8"	16.97	WKDR
	3014			14	32169	37872	1073	876	818	31524	51' 6"	15.70	59' 4"	18.08	WKDR
	3015			15	34354	40436	1146	936	873	33708	55' 2"	16.82	63' 0"	19.20	WKDR
	3016			16	36538	43001	1218	995	929	35893	58' 10"	17.93	66' 8"	20.32	WKDR
	3017			17	38722	45565	1291	1054	984	38077	62' 6"	19.05	70' 4"	21.44	WKDR
	3018			18	40919	48144	1364	1114	1040	40274	66' 2"	20.17	74' 0"	22.56	WKDR
	3019			19	43104	50709	1436	1173	1096	42458	69' 10"	21.29	77' 8"	23.68	WKDR
	3020			20	45288	53273	1509	1232	1151	44643	73' 6"	22.41	81' 4"	24.80	WKDR
	3021			21	47472	55838	1582	1292	1207	46827	77' 2"	23.53	85' 0"	25.91	WKDR
	3022			22	49657	58402	1654	1350	1262	49011	80' 10"	24.65	88' 8"	27.03	WKDR
	3023			23	51841	60967	1727	1410	1318	51196	84' 6"	25.76	92' 4"	28.15	WKDR
	3024			24	54026	63531	1799	1469	1373	53380	88' 2"	26.88	96' 0"	29.27	WKDR
Non-stiffended	3304 *	33	10.01	4	12673	15018	426	344	322	11892	14' 10"	4.52	23' 9"	7.23	WKDR
Non-stiffened stiffened	3305 *			5	15316	18121	514	420	390	14535	18' 6"	5.64	27' 5"	8.35	WKDR
	3306 *			6	17960	21224	601	491	457	17179	22' 2"	6.76	31' 1"	9.46	WKDR
	3307 *			7	20603	24327	689	563	524	19822	25' 10"	7.87	34' 9"	10.58	WKDR
	3308 *			8	23246	27430	777	635	591	22465	29' 6"	8.99	38' 5"	11.70	WKDR
	3309 *			9	25889	30533	865	707	658	25108	33' 2"	10.11	42' 1"	12.82	WKDR
Stiffened	3310			10	28532	33636	953	778	725	27751	36' 10"	11.23	45' 6"	13.88	WKDR
	3311			11	31175	36739	1041	850	793	30394	40' 6"	12.35	49' 2"	14.99	WKDR
	3312			12	33818	39842	1129	922	860	33037	44' 2"	13.46	52' 10"	16.11	WKDR
	3313			13	36461	42945	1217	994	927	35680	47' 10"	14.58	56' 6"	17.23	WKDR
	3314			14	39104	46048	1304	1065	994	38324	51' 6"	15.70	60' 2"	18.35	WKDR

Flat bottom bin specifications

Series	Model	Diameter		Tiers	Maximum capacity						Eaves (A)		Overall (B)		Door type
		ft	m		bushels (1)	ft³ (2)	m³ (2)	tonnes (3)	tonnes corn (4)	Roof to drying floor bushels (5)	ft - in	m	ft - in	m	
Stiffened	3315	33	10.01	15	41748	49152	1392	1137	1061	40967	55' 2"	16.82	63' 10"	19.47	WKDR
	3316			16	44391	52255	1480	1208	1128	43610	58' 10"	17.93	67' 6"	20.58	WKDR
	3317			17	47049	55375	1569	1281	1196	46268	62' 6"	19.06	71' 3"	21.71	WKDR
	3318			18	49692	58478	1656	1352	1263	48911	66' 2"	20.17	74' 11"	22.82	WKDR
	3319			19	52335	61581	1744	1424	1330	51554	69' 10"	21.29	78' 7"	23.94	WKDR
	3320			20	54978	64684	1832	1496	1397	54197	73' 6"	22.41	82' 3"	25.06	WKDR
	3321			21	57621	67787	1920	1568	1464	56840	77' 2"	23.53	85' 11"	26.18	1TDR
	3322			22	60264	70891	2008	1639	1532	59483	80' 10"	24.65	89' 7"	27.29	1TDR
	3323			23	62907	73994	2096	1711	1599	62127	84' 6"	25.76	93' 3"	28.41	1TDR
Non-stiffened stiffened	3604 *	36	10.91	4	15296	18139	514	420	389	14367	14' 10"	4.52	24' 7"	7.49	WKDR
	3605 *			5	18442	21832	619	506	469	17512	18' 6"	5.64	28' 3"	8.61	WKDR
	3606 *			6	21587	25525	723	591	549	20658	22' 2"	6.76	31' 11"	9.73	WKDR
	3607 *			7	24733	29217	828	676	629	23803	25' 10"	7.87	35' 7"	10.84	WKDR
	3608 *			8	27878	32910	932	761	709	26949	29' 6"	8.99	39' 3"	11.96	WKDR
	3609 *			9	31024	36603	1037	847	789	30094	33' 2"	10.11	42' 11"	13.08	WKDR
Stiffened	3610			10	34169	40296	1142	933	869	33240	36' 10"	11.23	46' 5"	14.14	WKDR
	3611			11	37315	43989	1246	1017	949	36386	40' 6"	12.35	50' 1"	15.26	WKDR
	3612			12	40460	47682	1351	1103	1028	39531	44' 2"	13.46	53' 9"	16.37	WKDR
	3613			13	43606	51375	1455	1188	1108	42677	47' 10"	14.58	57' 5"	17.49	WKDR
	3614			14	46751	55068	1560	1274	1188	45822	51' 6"	15.70	61' 1"	18.61	WKDR
	3615			15	49897	58761	1664	1359	1268	48968	55' 2"	16.82	64' 9"	19.73	WKDR
	3616			16	53042	62454	1769	1444	1348	52113	58' 10"	17.93	68' 5"	20.85	WKDR
	3617			17	56188	66146	1874	1530	1428	55259	62' 6"	19.05	72' 1"	21.96	WKDR
	3618			18	59351	69860	1979	1616	1508	58422	66' 2"	20.17	75' 9"	23.09	1TDR
	3619			19	62497	73553	2083	1701	1588	61568	69' 10"	21.29	79' 5"	24.20	1TDR
	3620			20	65642	77246	2188	1786	1668	64713	73' 6"	22.41	83' 1"	25.32	1TDR
	3621			21	68788	80939	2292	1871	1748	67859	77' 2"	23.53	86' 9"	26.44	1TDR
	3622			22	71933	84632	2397	1957	1828	71004	80' 10"	24.65	90' 5"	27.56	1TDR
	3623			23	75079	88325	2502	2043	1908	74150	84' 6"	25.76	94' 1"	28.67	1TDR
Non-stiffened stiffened	3905 *	39	11.82	5	21895	25934	735	600	557	20804	18' 6"	5.64	29' 1"	8.87	WKDR
	3906 *			6	25586	30268	858	701	651	24495	22' 2"	6.76	32' 9"	9.99	WKDR
	3907 *			7	29278	34602	980	800	744	28187	25' 10"	7.87	36' 5"	11.11	WKDR
	3908 *			8	32969	38936	1103	901	838	31879	29' 6"	8.99	40' 1"	12.22	WKDR
	3909 *			9	36661	43270	1226	1001	932	35570	33' 2"	10.11	43' 9"	13.34	WKDR
Stiffened	3910			10	40353	47605	1348	1101	1026	39262	36' 10"	11.23	47' 3"	14.40	WKDR
	3911			11	44044	51939	1471	1201	1120	42954	40' 6"	12.35	50' 11"	15.52	WKDR
	3912			12	47736	56273	1594	1302	1213	46645	44' 2"	13.46	54' 7"	16.64	WKDR
	3913			13	51427	60607	1717	1402	1307	50337	47' 10"	14.58	58' 3"	17.76	WKDR
	3914			14	55119	64941	1839	1501	1401	54028	51' 6"	15.70	61' 11"	18.87	WKDR

Flat bottom bin specifications

Series	Model	Diameter		Tiers	Maximum capacity						Eaves (A)		Overall (B)		Door type
		ft	m		bushels (1)	ft³ (2)	m³ (2)	tonnes (3)	tonnes corn (4)	Roof to drying floor bushels (5)	ft - in	m	ft - in	m	
Stiffened	3915	39	11.82	15	58811	69275	1962	1602	1495	57720	55' 2"	16.82	65' 7"	19.99	WKDR
	3916			16	62502	73609	2085	1702	1589	61412	58' 10"	17.93	69' 3"	21.11	WKDR
	3917			17	66194	77943	2208	1803	1682	65103	62' 6"	19.05	72' 11"	22.23	WKDR
	3918			18	69907	82301	2331	1903	1777	68816	66' 2"	20.17	76' 7"	23.35	1TDR
	3919			19	73598	86635	2454	2003	1870	72507	69' 10"	21.29	80' 3"	24.47	1TDR
	3920			20	77290	90969	2576	2103	1964	76199	73' 6"	22.41	83' 11"	25.58	1TDR
	3921			21	80981	95303	2699	2203	2058	79891	77' 2"	23.53	87' 7"	26.70	1TDR
	3922			22	84673	99637	2822	2304	2152	83582	80' 10"	24.65	91' 3"	27.82	1TDR
	3923			23	88365	103971	2945	2404	2246	87274	84' 6"	25.76	94' 11"	28.94	1TDR
Non-stiffended	4204 *	42	12.73	4	21402	25414	720	581	544	20137	14' 10"	4.52	26' 4"	8.02	WKDR
Non-stiffened stiffened	4205 *			5	25684	30440	862	704	653	24419	18' 6"	5.64	30' 0"	9.13	WKDR
	4206 *			6	29965	35467	1005	821	762	28700	22' 2"	6.76	33' 8"	10.25	WKDR
	4207 *			7	34246	40493	1147	937	871	32982	25' 10"	7.87	37' 4"	11.37	WKDR
	4208 *			8	38528	45520	1289	1053	979	37263	29' 6"	8.99	41' 0"	12.49	WKDR
	4209 *			9	42809	50546	1432	1169	1088	41544	33' 2"	10.11	44' 8"	13.60	WKDR
Stiffened	4210			10	47091	55572	1574	1285	1197	45826	36' 10"	11.23	48' 1"	14.66	WKDR
	4211			11	51372	60599	1716	1401	1306	50107	40' 6"	12.35	51' 9"	15.78	WKDR
	4212			12	55654	65625	1859	1518	1414	54389	44' 2"	13.46	55' 5"	16.90	WKDR
	4213			13	59935	70652	2001	1634	1523	58670	47' 10"	14.58	59' 1"	18.02	WKDR
	4214			14	64216	75678	2143	1750	1632	62951	51' 6"	15.70	62' 9"	19.14	WKDR
	4215			15	68498	80705	2286	1866	1741	67233	55' 2"	16.82	66' 5"	20.25	WKDR
	4216			16	72779	85731	2428	1982	1850	71514	58' 10"	17.93	70' 1"	21.37	WKDR
	4217			17	77061	90757	2570	2098	1958	75796	62' 6"	19.05	73' 9"	22.49	WKDR
	4218			18	81342	95784	2713	2215	2067	80077	66' 2"	20.17	77' 5"	23.61	1TDR
	4219			19	85648	100839	2856	2332	2177	84383	69' 10"	21.29	81' 2"	24.73	1TDR
	4220			20	89929	105865	2998	2447	2285	88664	73' 6"	22.41	84' 10"	25.85	1TDR
	4221			21	94211	110892	3141	2564	2394	92946	77' 2"	23.53	88' 6"	26.96	1TDR
	4222			22	98492	115918	3283	2680	2503	97227	80' 10"	24.65	92' 2"	28.08	1TDR
	4223			23	102773	120945	3425	2796	2612	101508	84' 6"	25.76	95' 10"	29.20	1TDR
Non-stiffended	4504 *	45	13.64	4	24903	29590	838	676	633	23451	14' 10"	4.52	27' 2"	8.28	WKDR
Non-stiffened stiffened	4505 *			5	29818	35360	1002	818	758	28366	18' 6"	5.64	30' 10"	9.40	WKDR
	4506 *			6	34733	41130	1165	951	883	33281	22' 2"	6.76	34' 6"	10.51	WKDR
	4507 *			7	39648	46901	1329	1085	1008	38196	25' 10"	7.87	38' 2"	11.63	WKDR
	4508 *			8	44563	52671	1492	1218	1133	43111	29' 6"	8.99	41' 10"	12.75	WKDR
	4509 *			9	49478	58441	1655	1351	1258	48026	33' 2"	10.11	45' 6"	13.87	WKDR
Stiffened	4510			10	54393	64211	1819	1485	1382	52940	36' 10"	11.23	49' 0"	14.93	WKDR
	4511			11	59307	69981	1982	1618	1507	57855	40' 6"	12.35	52' 8"	16.04	WKDR
	4512			12	64222	75751	2146	1752	1632	62770	44' 2"	13.46	56' 4"	17.16	WKDR
	4513			13	69137	81521	2309	1885	1757	67685	47' 10"	14.58	60' 0"	18.28	WKDR

Flat bottom bin specifications

Series	Model	Diameter		Tiers	Maximum capacity						Eaves (A)		Overall (B)		Door type
		ft	m		bushels (1)	ft³ (2)	m³ (2)	tonnes (3)	tonnes corn (4)	Roof to drying floor bushels (5)	ft - in	m	ft - in	m	
Stiffened	4514	45	13.64	14	74052	87292	2472	2018	1882	72600	51' 6"	15.70	63' 8"	19.40	WKDR
	4515			15	78967	93062	2636	2152	2007	77515	55' 2"	16.82	67' 4"	20.52	1TDR
	4516			16	83882	98832	2799	2285	2132	82430	58' 10"	17.93	71' 0"	21.63	1TDR
	4517			17	88797	104602	2962	2418	2257	87345	62' 6"	19.05	74' 8"	22.75	1TDR
	4518			18	93712	110372	3126	2552	2381	92259	66' 2"	20.17	78' 4"	23.87	1TDR
	4519			19	98654	116175	3290	2686	2507	97202	69' 10"	21.29	82' 0"	24.99	1TDR
	4520			20	103569	121945	3454	2820	2632	102117	73' 6"	22.41	85' 8"	26.11	1TDR
	4521			21	108484	127715	3617	2953	2757	107032	77' 2"	23.53	89' 4"	27.23	1TDR
	4522			22	113399	133485	3780	3086	2882	111947	80' 10"	24.65	93' 0"	28.34	1TDR
	4523			23	118314	139256	3944	3220	3007	116862	84' 6"	25.76	96' 8"	29.46	1TDR
Non-stiffended	4804 *	48	14.55	4	28715	34140	967	780	730	27063	14' 10"	4.52	28' 0"	8.54	WKDR
Non-stiffened stiffened	4805 *			5	34307	40705	1153	942	872	32655	18' 6"	5.64	31' 8"	9.66	WKDR
	4806 *			6	39899	47271	1339	1093	1014	38247	22' 2"	6.76	35' 4"	10.78	WKDR
	4807 *			7	45491	53836	1525	1245	1156	43839	25' 10"	7.87	39' 0"	11.89	WKDR
	4808 *			8	51083	60401	1711	1397	1298	49431	29' 6"	8.99	42' 8"	13.01	WKDR
	4809 *			9	56675	66966	1897	1549	1440	55023	33' 2"	10.11	46' 4"	14.13	WKDR
Stiffened	4810			10	62267	73531	2083	1701	1583	60615	36' 10"	11.23	49' 10"	15.19	WKDR
	4811			11	67859	80096	2269	1852	1725	66207	40' 6"	12.35	53' 6"	16.31	WKDR
	4812			12	73451	86661	2454	2003	1867	71799	44' 2"	13.46	57' 2"	17.43	WKDR
	4813			13	79043	93227	2640	2155	2009	77391	47' 10"	14.58	60' 10"	18.54	1TDR
	4814			14	84635	99792	2826	2307	2151	82983	51' 6"	15.70	64' 6"	19.66	1TDR
	4815			15	90227	106357	3012	2459	2293	88575	55' 2"	16.82	68' 2"	20.78	1TDR
	4816			16	95819	112922	3198	2611	2435	94167	58' 10"	17.93	71' 10"	21.90	1TDR
	4817			17	101411	119487	3384	2763	2577	99759	62' 6"	19.05	75' 6"	23.01	1TDR
	4818			18	107003	126052	3570	2914	2719	105351	66' 2"	20.17	79' 2"	24.13	1TDR
	4819			19	112627	132655	3757	3067	2862	110975	69' 10"	21.29	82' 10"	25.25	1TDR
	4820			20	118219	139220	3943	3219	3004	116567	73' 6"	22.41	86' 6"	26.37	1TDR
	4821			21	123811	145785	4129	3371	3146	122159	77' 2"	23.53	90' 2"	27.49	1TDR
	4822			22	129403	152350	4315	3522	3288	127751	80' 10"	24.65	93' 10"	28.61	1TDR
	4823			23	134995	158915	4500	3673	3430	133343	84' 6"	25.76	97' 6"	29.73	1TDR
Non-stiffended	5104	51	15.46	4	32846	39076	1107	892	835	30981	14' 10"	4.52	28' 6"	8.69	WKDR
Non-stiffened stiffened	5105			5	39159	46487	1317	1075	995	37294	18' 6"	5.64	32' 2"	9.81	WKDR
	5106			6	45472	53899	1527	1247	1156	43606	22' 2"	6.76	35' 10"	10.92	WKDR
	5107			7	51784	61310	1737	1418	1316	49919	25' 10"	7.87	39' 6"	12.04	WKDR
	5108			8	58097	68721	1946	1589	1477	56232	29' 6"	8.99	43' 2"	13.16	WKDR
	5109			9	64410	76133	2156	1760	1637	62545	33' 2"	10.11	46' 10"	14.28	WKDR
Stiffened	5110			10	70723	83544	2366	1932	1797	68858	36' 10"	11.23	50' 6"	15.39	WKDR
	5111			11	77036	90956	2576	2103	1958	75171	40' 6"	12.35	54' 2"	16.51	1TDR
	5112			12	83349	98367	2786	2274	2118	81484	44' 2"	13.46	57' 10"	17.63	1TDR

Flat bottom bin specifications

Series	Model	Diameter		Tiers	Maximum capacity						Eaves (A)		Overall (B)		Door type
		ft	m		bushels [1]	ft³ [2]	m³ [2]	tonnes [3]	tonnes corn [4]	Roof to drying floor bushels [5]	ft - in	m	ft - in	m	
Stiffened	5113	51	15.46	13	89662	105779	2996	2446	2279	87797	47' 10"	14.58	61' 6"	18.75	1TDR
	5114			14	95975	113190	3206	2617	2439	94110	51' 6"	15.70	65' 2"	19.86	1TDR
	5115			15	102288	120601	3416	2789	2599	100422	55' 2"	16.82	68' 10"	20.98	1TDR
	5116			16	108600	128013	3625	2959	2760	106735	58' 10"	17.93	72' 6"	22.10	1TDR
	5117			17	114913	135424	3835	3131	2920	113048	62' 6"	19.05	76' 2"	23.22	1TDR
	5118			18	121226	142836	4045	3302	3081	119361	66' 2"	20.17	79' 10"	24.33	1TDR
	5119			19	127575	150289	4256	3474	3242	125710	69' 10"	21.29	83' 6"	25.46	1TDR
	5120			20	133888	157701	4466	3646	3402	132023	73' 6"	22.41	87' 2"	26.58	1TDR
	5121			21	140201	165112	4676	3817	3563	138336	77' 2"	23.53	90' 10"	27.69	1TDR
	5122			22	146514	172524	4886	3988	3723	144649	80' 10"	24.65	94' 6"	28.81	1TDR
	5123			23	152827	179935	5096	4160	3883	150961	84' 6"	25.76	98' 2"	29.93	1TDR
Non-stiffened stiffened	5405	54	16.37	5	44383	52716	1493	1219	1128	42292	18' 6"	5.64	33' 0"	10.07	WKDR
	5406			6	51460	61025	1729	1412	1308	49369	22' 2"	6.76	36' 8"	11.19	WKDR
	5407			7	58537	69334	1964	1604	1488	56446	25' 10"	7.87	40' 4"	12.30	WKDR
	5408			8	65615	77643	2199	1795	1668	63524	29' 6"	8.99	44' 0"	13.42	WKDR
	5409			9	72692	85952	2434	1987	1847	70601	33' 2"	10.11	47' 8"	14.54	WKDR
Stiffened	5410			10	79770	94261	2670	2180	2027	77679	36' 10"	11.23	51' 4"	15.66	1TDR
	5411			11	86847	102570	2905	2372	2207	84756	40' 6"	12.35	55' 0"	16.77	1TDR
	5412			12	93925	110879	3140	2563	2387	91834	44' 2"	13.46	58' 8"	17.89	1TDR
	5413			13	101002	119188	3376	2756	2567	98911	47' 10"	14.58	62' 4"	19.01	1TDR
	5414			14	108079	127497	3611	2948	2747	105988	51' 6"	15.70	66' 0"	20.13	1TDR
	5415			15	115157	135806	3846	3140	2926	113066	55' 2"	16.82	69' 8"	21.24	1TDR
	5416			16	122234	144115	4081	3331	3106	120143	58' 10"	17.93	73' 4"	22.36	1TDR
	5417			17	129312	152424	4317	3524	3286	127221	62' 6"	19.05	77' 0"	23.48	1TDR
	5418			18	136429	160781	4553	3717	3467	134338	66' 2"	20.17	80' 9"	24.60	1TDR
	5419			19	143507	169090	4789	3909	3647	141416	69' 10"	21.29	84' 5"	25.72	1TDR
	5420			20	150584	177399	5024	4101	3826	148493	73' 6"	22.41	88' 1"	26.84	1TDR
	5421			21	157662	185708	5259	4293	4006	155571	77' 2"	23.53	91' 9"	27.96	1TDR
	5422			22	164739	194017	5494	4485	4186	162648	80' 10"	24.65	95' 5"	29.07	1TDR
	5423			23	171816	202326	5730	4677	4366	169725	84' 6"	25.76	99' 1"	30.19	1TDR
Stiffened	6008	60	18.19	8	82195	97336	2757	2251	2089	79613	29' 6"	8.99	45' 11"	14.00	1TDR
	6009			9	90932	107594	3047	2487	2311	88351	33' 2"	10.11	49' 7"	15.12	1TDR
	6010			10	99670	117852	3338	2725	2533	97088	36' 10"	11.23	53' 3"	16.24	1TDR
	6011			11	108408	128110	3628	2962	2755	105826	40' 6"	12.35	56' 11"	17.36	1TDR
	6012			12	117145	138368	3919	3199	2977	114564	44' 2"	13.46	60' 7"	18.48	1TDR
	6013			13	125883	148626	4209	3436	3199	123301	47' 10"	14.58	64' 3"	19.59	1TDR
	6014			14	134620	158884	4500	3673	3421	132039	51' 6"	15.70	67' 11"	20.71	1TDR
	6015			15	143358	169142	4790	3910	3643	140776	55' 2"	16.82	71' 7"	21.83	1TDR
	6016			16	152095	179400	5081	4148	3865	149514	58' 10"	17.93	75' 3"	22.95	1TDR

Flat bottom bin specifications

Series	Model	Diameter		Tiers	Maximum capacity						Eaves (A)		Overall (B)		Door type
		ft	m		bushels [1]	ft³ [2]	m³ [2]	tonnes [3]	tonnes corn [4]	Roof to drying floor bushels [5]	ft - in	m	ft - in	m	
Stiffened	6017	60	18.19	17	160833	189658	5371	4384	4087	158251	62' 6"	19.05	78' 11"	24.06	1TDR
	6018			18	169620	199974	5663	4623	4310	167039	66' 2"	20.17	82' 8"	25.19	1TDR
	6019			19	178358	210232	5954	4860	4532	175776	69' 10"	21.29	86' 4"	26.30	1TDR
	6020			20	187095	220490	6244	5097	4754	184514	73' 6"	22.41	90' 0"	27.42	1TDR
	6021			21	195833	230748	6535	5334	4976	193251	77' 2"	23.53	93' 8"	28.54	1TDR
	6022			22	204570	241006	6825	5571	5198	201989	80' 10"	24.65	97' 4"	29.66	1TDR
	6023			23	213308	251264	7115	5808	5420	210726	84' 6"	25.76	101' 0"	30.78	1TDR
	6024			24	222046	261522	7406	6045	5642	219464	88' 2"	26.88	104' 8"	31.89	1TDR
	6025			25	230783	271780	7696	6282	5864	228202	91' 10"	28.00	108' 4"	33.01	1TDR
	6026			26	239054	281491	7971	6506	6074	236472	95' 6"	29.12	112' 4"	34.24	1TDR
	6027			27	247792	291749	8262	6744	6296	N/A	99' 2"	30.23	116' 0"	35.36	2TDR
	6028			28	256529	302007	8552	6981	6518	N/A	102' 10"	31.35	119' 8"	36.48	2TDR
	6029			29	265267	312265	8843	7218	6740	N/A	106' 6"	32.47	123' 4"	37.59	2TDR
	6030			30	274004	322523	9133	7455	6962	N/A	110' 2"	33.59	127' 0"	38.71	2TDR
Stiffened	6608	66	20.01	8	100714	119355	3380	2759	2559	97591	29' 6"	8.99	48' 1"	14.64	1TDR
	6609			9	111287	131767	3732	3047	2828	108163	33' 2"	10.11	51' 9"	15.76	1TDR
	6610			10	121859	144179	4083	3333	3097	118735	36' 10"	11.23	55' 5"	16.88	1TDR
	6611			11	132432	156591	4435	3620	3365	129308	40' 6"	12.35	59' 1"	18.00	1TDR
	6612			12	143004	169004	4786	3907	3634	139880	44' 2"	13.46	62' 9"	19.11	1TDR
	6613			13	153576	181416	5138	4194	3902	150453	47' 10"	14.58	66' 5"	20.23	1TDR
	6614			14	164149	193828	5489	4481	4171	161025	51' 6"	15.70	70' 1"	21.35	1TDR
	6615			15	174721	206240	5841	4768	4440	171598	55' 2"	16.82	73' 9"	22.47	1TDR
	6616			16	185294	218652	6192	5054	4708	182170	58' 10"	17.93	77' 5"	23.58	1TDR
	6617			17	195926	231135	6546	5343	4978	192803	62' 6"	19.06	81' 1"	24.71	1TDR
	6618			18	206499	243547	6897	5630	5247	203375	66' 2"	20.17	84' 9"	25.83	1TDR
	6619			19	217071	255960	7248	5916	5516	213948	69' 10"	21.29	88' 5"	26.94	1TDR
	6620			20	227644	268372	7600	6204	5784	224520	73' 6"	22.41	92' 1"	28.06	1TDR
	6621			21	238216	280784	7951	6490	6053	235093	77' 2"	23.53	95' 9"	29.18	1TDR
	6622			22	248789	293196	8303	6777	6322	245665	80' 10"	24.65	99' 5"	30.30	1TDR
	6623			23	259361	305609	8654	7064	6590	256237	84' 6"	25.76	103' 1"	31.41	1TDR
	6624			24	269934	318021	9006	7351	6859	266810	88' 2"	26.88	106' 9"	32.53	1TDR
	6625			25	280506	330433	9357	7638	7127	277382	91' 10"	28.00	110' 5"	33.65	1TDR
	6626			26	291078	342845	9709	7925	7396	287955	95' 6"	29.12	114' 1"	34.77	1TDR
	6627			27	301651	355257	10060	8211	7665	298527	99' 2"	30.23	117' 9"	35.88	1TDR
	6628			28	312223	367670	10412	8499	7933	N/A	102' 10"	31.35	121' 5"	37.00	2TDR
	6629			29	322796	380082	10763	8785	8202	N/A	106' 6"	32.47	125' 1"	38.12	2TDR
	6630			30	333368	392494	11115	9073	8470	N/A	110' 2"	33.59	128' 9"	39.24	2TDR
	6631			31	343941	404906	11466	9359	8739	N/A	113' 10"	34.70	132' 5"	40.35	2TDR

Flat bottom bin specifications

Series	Model	Diameter		Tiers	Maximum capacity						Eaves (A)		Overall (B)		Door type
		ft	m		bushels [1]	ft³ [2]	m³ [2]	tonnes [3]	tonnes corn [4]	Roof to drying floor bushels [5]	ft - in	m	ft - in	m	
Stiffened	7208	72	21.83	8	119831	142131	4025	3286	3045	116114	29' 6"	8.99	49' 9"	15.17	1TDR
	7209			9	132414	156903	4443	3627	3365	128696	33' 2"	10.11	53' 5"	16.29	1TDR
	7210			10	144996	171674	4862	3969	3684	141278	36' 10"	11.23	57' 1"	17.40	1TDR
	7211			11	157578	186446	5280	4310	4004	153860	40' 6"	12.35	60' 9"	18.52	1TDR
	7212			12	170160	201217	5698	4651	4324	166442	44' 2"	13.46	64' 5"	19.64	1TDR
	7213			13	182742	215989	6117	4993	4643	179024	47' 10"	14.58	68' 1"	20.76	1TDR
	7214			14	195324	230761	6535	5334	4963	191607	51' 6"	15.70	71' 9"	21.87	1TDR
	7215			15	207906	245532	6953	5676	5283	204189	55' 2"	16.82	75' 5"	22.99	1TDR
	7216			16	220488	260304	7371	6017	5603	216771	58' 10"	17.93	79' 1"	24.11	1TDR
	7217			17	233142	275159	7792	6360	5924	229424	62' 6"	19.06	82' 9"	25.23	1TDR
	7218			18	245724	289931	8210	6702	6244	242006	66' 2"	20.17	86' 5"	26.35	1TDR
	7219			19	258306	304702	8629	7043	6563	254589	69' 10"	21.29	90' 1"	27.47	1TDR
	7220			20	270888	319474	9047	7385	6883	267171	73' 6"	22.41	93' 9"	28.59	1TDR
	7221			21	283470	334245	9465	7726	7203	279753	77' 2"	23.53	97' 5"	29.70	1TDR
	7222			22	296052	349017	9884	8068	7522	292335	80' 10"	24.65	101' 1"	30.82	1TDR
	7223			23	308634	363789	10302	8409	7842	304917	84' 6"	25.76	104' 9"	31.94	1TDR
	7224			24	321216	378560	10720	8750	8162	317499	88' 2"	26.88	108' 5"	33.06	1TDR
	7225			25	333799	393332	11138	9091	8481	330081	91' 10"	28.00	112' 1"	34.17	1TDR
	7226			26	346381	408103	11557	9433	8801	342663	95' 6"	29.12	115' 9"	35.29	1TDR
	7227			27	358963	422875	11975	9774	9121	N/A	99' 2"	30.23	119' 5"	36.41	1TDR
	7228			28	371545	437646	12393	10116	9440	N/A	102' 10"	31.35	123' 1"	37.53	2TDR
	7229			29	384127	452418	12812	10458	9760	N/A	106' 6"	32.47	126' 9"	38.64	2TDR
	7230			30	396709	467190	13230	10799	10080	N/A	110' 2"	33.59	130' 5"	39.76	2TDR
	7231			31	409291	481961	13648	11140	10399	N/A	113' 10"	34.70	134' 1"	40.88	2TDR
	7232			32	421873	496733	14066	11481	10719	N/A	117' 6"	35.82	137' 9"	42.00	2TDR
Stiffened	7508	75	22.74	8	131208	155676	4409	3599	3334	127174	29' 6"	8.99	50' 8"	15.43	1TDR
	7509			9	144860	171704	4863	3970	3681	140827	33' 2"	10.11	54' 4"	16.55	1TDR
	7510			10	158513	187732	5316	4339	4028	154479	36' 10"	11.23	58' 0"	17.67	1TDR
	7511			11	172165	203760	5770	4710	4375	168131	40' 6"	12.35	61' 8"	18.78	1TDR
	7512			12	185818	219788	6224	5081	4722	181784	44' 2"	13.46	65' 4"	19.90	1TDR
	7513			13	199470	235817	6678	5451	5068	195436	47' 10"	14.58	69' 0"	21.02	1TDR
	7514			14	213122	251845	7132	5822	5415	209089	51' 6"	15.70	72' 8"	22.14	1TDR
	7515			15	226775	267873	7586	6192	5762	222741	55' 2"	16.82	76' 4"	23.25	1TDR
	7516			16	240427	283901	8040	6563	6109	236394	58' 10"	17.93	80' 0"	24.37	1TDR
	7517			17	254157	300020	8496	6935	6458	250124	62' 6"	19.06	83' 8"	25.50	1TDR
	7518			18	267810	316049	8950	7305	6805	263776	66' 2"	20.17	87' 4"	26.61	1TDR
	7519			19	281462	332077	9404	7676	7152	277429	69' 10"	21.29	91' 0"	27.73	1TDR
	7520			20	295115	348105	9858	8047	7499	291081	73' 6"	22.41	94' 8"	28.85	1TDR
	7521			21	308767	364133	10312	8417	7845	304733	77' 2"	23.53	98' 4"	29.97	1TDR

Flat bottom bin specifications

Series	Model	Diameter		Tiers	Maximum capacity						Eaves (A)		Overall (B)		Door type
		ft	m		bushels [1]	ft³ [2]	m³ [2]	tonnes [3]	tonnes corn [4]	Roof to drying floor bushels [5]	ft - in	m	ft - in	m	
Stiffened	7522	75	22.74	22	322420	380161	10765	8787	8192	318386	80' 10"	24.65	102' 0"	31.08	1TDR
	7523			23	336072	396189	11219	9157	8539	332038	84' 6"	25.76	105' 8"	32.20	1TDR
	7524			24	349724	412218	11673	9528	8886	345691	88' 2"	26.88	109' 4"	33.32	1TDR
	7525			25	363377	428246	12127	9899	9233	359343	91' 10"	28.00	113' 0"	34.44	1TDR
	7526			26	377029	444274	12581	10269	9580	372996	95' 6"	29.12	116' 8"	35.55	1TDR
	7527			27	390682	460302	13035	10640	9927	N/A	99' 2"	30.23	120' 4"	36.67	1TDR
	7528			28	404334	476330	13489	11010	10274	N/A	102' 10"	31.35	124' 0"	37.79	2TDR
	7529			29	417987	492358	13943	11381	10620	N/A	106' 6"	32.47	127' 8"	38.91	2TDR
	7530			30	431639	508387	14396	11751	10967	N/A	110' 2"	33.59	131' 4"	40.02	2TDR
	7531			31	445292	524415	14850	12121	11314	N/A	113' 10"	34.70	135' 0"	41.14	2TDR
	7532			32	458944	540443	15304	12492	11661	N/A	117' 6"	35.82	138' 8"	42.26	2TDR
Stiffened	7808	78	23.65	8	143194	169951	4813	3929	3639	138831	29' 6"	8.99	51' 6"	15.69	1TDR
	7809			9	157960	187287	5304	4330	4014	153597	33' 2"	10.11	55' 2"	16.81	1TDR
	7810			10	172727	204624	5795	4730	4389	168364	36' 10"	11.23	58' 10"	17.93	1TDR
	7811			11	187493	221960	6286	5131	4764	183130	40' 6"	12.35	62' 6"	19.05	1TDR
	7812			12	202259	239296	6777	5532	5139	197897	44' 2"	13.46	66' 2"	20.16	1TDR
	7813			13	217026	256632	7267	5932	5515	212663	47' 10"	14.58	69' 10"	21.28	1TDR
	7814			14	231792	273968	7758	6333	5890	227430	51' 6"	15.70	73' 6"	22.40	1TDR
	7815			15	246559	291304	8249	6733	6265	242196	55' 2"	16.82	77' 2"	23.52	1TDR
	7816			16	261325	308640	8740	7134	6640	256963	58' 10"	17.93	80' 10"	24.63	1TDR
	7817			17	276176	326075	9234	7537	7017	271813	62' 6"	19.06	84' 6"	25.76	1TDR
	7818			18	290942	343411	9725	7938	7393	286579	66' 2"	20.17	88' 2"	26.88	1TDR
	7819			19	305709	360747	10216	8339	7768	301346	69' 10"	21.29	91' 10"	27.99	1TDR
	7820			20	320475	378083	10707	8740	8143	316112	73' 6"	22.41	95' 6"	29.11	1TDR
	7821			21	335242	395419	11198	9140	8518	330879	77' 2"	23.53	99' 2"	30.23	1TDR
	7822			22	350008	412755	11688	9540	8893	345645	80' 10"	24.65	102' 10"	31.35	1TDR
	7823			23	364775	430091	12179	9941	9268	360412	84' 6"	25.76	106' 6"	32.46	1TDR
	7824			24	379541	447427	12670	10342	9644	375178	88' 2"	26.88	110' 2"	33.58	1TDR
	7825			25	394308	464763	13161	10743	10019	389945	91' 10"	28.00	113' 10"	34.70	1TDR
	7826			26	409074	482099	13652	11143	10394	404711	95' 6"	29.12	117' 6"	35.82	1TDR
	7827			27	423841	499435	14143	11544	10769	N/A	99' 2"	30.23	121' 2"	36.93	2TDR
	7828			28	438607	516771	14634	11945	11144	N/A	102' 10"	31.35	124' 10"	38.05	2TDR
	7829			29	453374	534108	15125	12346	11520	N/A	106' 6"	32.47	128' 6"	39.17	2TDR
	7830			30	468140	551444	15616	12746	11895	N/A	110' 2"	33.59	132' 2"	40.29	2TDR
	7831			31	482907	568780	16107	13147	12270	N/A	113' 10"	34.70	135' 10"	41.40	2TDR
	7832			32	497673	586116	16597	13547	12645	N/A	117' 6"	35.82	139' 6"	42.52	2TDR
	7833			33	512440	603452	17088	13948	13020	N/A	121' 2"	36.94	143' 2"	43.64	2TDR
Stiffened	8408	84	25.47	8	169037	200750	5685	4641	4295	N/A	29' 6"	8.99	53' 3"	16.22	1TDR
	8409			9	186163	220856	6254	5105	4730	N/A	33' 2"	10.11	56' 11"	17.34	1TDR

Flat bottom bin specifications

Series	Model	Diameter		Tiers	Maximum capacity						Eaves (A)		Overall (B)		Door type
		ft	m		bushels [1]	ft³ [2]	m³ [2]	tonnes [3]	tonnes corn [4]	Roof to drying floor bushels [5]	ft - in	m	ft - in	m	
Stiffened	8410	84	25.47	10	203288	240962	6824	5570	5166	N/A	36' 10"	11.23	60' 7"	18.45	1TDR
	8411			11	220414	261067	7393	6035	5601	N/A	40' 6"	12.35	64' 3"	19.57	1TDR
	8412			12	237540	281173	7962	6499	6036	N/A	44' 2"	13.46	67' 11"	20.69	1TDR
	8413			13	254665	301279	8532	6964	6471	N/A	47' 10"	14.58	71' 7"	21.81	1TDR
	8414			14	271791	321385	9101	7429	6906	N/A	51' 6"	15.70	75' 3"	22.92	1TDR
	8415			15	288916	341490	9670	7893	7341	N/A	55' 2"	16.82	78' 11"	24.04	1TDR
	8416			16	306139	361710	10243	8361	7779	N/A	58' 10"	17.94	82' 7"	25.17	1TDR
	8417			17	323265	381816	10812	8825	8214	N/A	62' 6"	19.06	86' 3"	26.28	1TDR
	8418			18	340391	401922	11382	9290	8649	N/A	66' 2"	20.17	89' 11"	27.40	1TDR
	8419			19	357516	422028	11951	9755	9084	N/A	69' 10"	21.29	93' 7"	28.52	1TDR
	8420			20	374642	442133	12520	10219	9519	N/A	73' 6"	22.41	97' 3"	29.64	1TDR
	8421			21	391767	462239	13090	10685	9954	N/A	77' 2"	23.53	100' 11"	30.75	1TDR
	8422			22	408893	482345	13659	11149	10389	N/A	80' 10"	24.65	104' 7"	31.87	1TDR
	8423			23	426019	502451	14228	11613	10825	N/A	84' 6"	25.76	108' 3"	32.99	1TDR
	8424			24	443144	522556	14798	12079	11260	N/A	88' 2"	26.88	111' 11"	34.11	1TDR
	8425			25	460270	542662	15367	12543	11695	N/A	91' 10"	28.00	115' 7"	35.22	1TDR
	8426			26	477396	562768	15936	13007	12130	N/A	95' 6"	29.12	119' 3"	36.34	1TDR
	8427			27	494521	582874	16506	13473	12565	N/A	99' 2"	30.23	122' 11"	37.46	2TDR
	8428			28	511647	602979	17075	13937	13000	N/A	102' 10"	31.35	126' 7"	38.58	2TDR
	8429			29	528772	623085	17644	14402	13435	N/A	106' 6"	32.47	130' 3"	39.69	2TDR
	8430			30	545898	643191	18214	14867	13870	N/A	110' 2"	33.59	133' 11"	40.81	2TDR
	8431			31	563024	663297	18783	15331	14305	N/A	113' 10"	34.70	137' 7"	41.93	2TDR
	8432			32	580149	683402	19352	15796	14741	N/A	117' 6"	35.82	141' 3"	43.05	2TDR
	8433			33	597275	703508	19922	16261	15176	N/A	121' 2"	36.94	144' 11"	44.17	2TDR
	8434			34	614401	723614	20491	16725	15611	N/A	124' 10"	38.06	148' 7"	45.28	2TDR
Stiffened	9008	90	27.29	8	197466	234655	6645	5424	5018	N/A	29' 6"	8.99	54' 11"	16.74	1TDR
	9009			9	217126	257736	7299	5958	5517	N/A	33' 2"	10.11	58' 7"	17.86	1TDR
	9010			10	236785	280816	7952	6491	6017	N/A	36' 10"	11.23	62' 3"	18.98	1TDR
	9011			11	256445	303897	8606	7025	6516	N/A	40' 6"	12.35	65' 11"	20.10	1TDR
	9012			12	276104	326977	9259	7558	7016	N/A	44' 2"	13.46	69' 7"	21.21	1TDR
	9013			13	295764	350058	9913	8091	7515	N/A	47' 10"	14.58	73' 3"	22.33	1TDR
	9014			14	315423	373138	10567	8625	8015	N/A	51' 6"	15.70	76' 11"	23.45	1TDR
	9015			15	335083	396219	11220	9158	8514	N/A	55' 2"	16.82	80' 7"	24.57	1TDR
	9016			16	354854	419431	11877	9695	9016	N/A	58' 10"	17.94	84' 3"	25.69	1TDR
	9017			17	374514	442511	12531	10228	9516	N/A	62' 6"	19.06	87' 11"	26.81	1TDR
	9018			18	394173	465592	13185	10762	10015	N/A	66' 2"	20.17	91' 7"	27.93	1TDR
	9019			19	413833	488673	13838	11295	10515	N/A	69' 10"	21.29	95' 3"	29.04	1TDR
	9020			20	433492	511753	14492	11829	11014	N/A	73' 6"	22.41	98' 11"	30.16	1TDR
	9021			21	453152	534834	15145	12362	11514	N/A	77' 2"	23.53	102' 7"	31.28	1TDR

Flat bottom bin specifications

Series	Model	Diameter		Tiers	Maximum capacity						Eaves (A)		Overall (B)		Door type
		ft	m		bushels [1]	ft³ [2]	m³ [2]	tonnes [3]	tonnes corn [4]	Roof to drying floor bushels [5]	ft - in	m	ft - in	m	
Stiffened	9022	90	27.29	22	472811	557914	15799	12896	12013	N/A	80' 10"	24.65	106' 3"	32.40	1TDR
	9023			23	492471	580995	16452	13429	12513	N/A	84' 6"	25.76	109' 11"	33.51	1TDR
	9024			24	512130	604075	17106	13962	13012	N/A	88' 2"	26.88	113' 7"	34.63	1TDR
	9025			25	531790	627156	17760	14496	13512	N/A	91' 10"	28.00	117' 3"	35.75	1TDR
	9026			26	551449	650237	18413	15029	14011	N/A	95' 6"	29.12	120' 11"	36.87	2TDR
	9027			27	571109	673317	19067	15563	14511	N/A	99' 2"	30.23	124' 7"	37.98	2TDR
	9028			28	590768	696398	19720	16096	15010	N/A	102' 10"	31.35	128' 3"	39.10	2TDR
	9029			29	610428	719478	20374	16630	15510	N/A	106' 6"	32.47	131' 11"	40.22	2TDR
	9030			30	630087	742559	21027	17163	16009	N/A	110' 2"	33.59	135' 7"	41.34	2TDR
	9031			31	649747	765639	21681	17697	16509	N/A	113' 10"	34.70	139' 3"	42.45	2TDR
	9032			32	669406	788720	22335	18230	17008	N/A	117' 6"	35.82	142' 11"	43.57	2TDR
	9033			33	689066	811801	22988	18763	17508	N/A	121' 2"	36.94	146' 7"	44.69	2TDR
Stiffened	9608	96	29.11	8	228068	271186	7680	6269	5795	N/A	29' 6"	8.99	56' 8"	17.27	1TDR
	9609			9	250436	297446	8423	6875	6363	N/A	33' 2"	10.11	60' 4"	18.39	1TDR
	9610			10	272804	323707	9167	7483	6932	N/A	36' 10"	11.23	64' 0"	19.50	1TDR
	9611			11	295172	349967	9910	8089	7500	N/A	40' 6"	12.35	67' 8"	20.62	1TDR
	9612			12	317540	376228	10654	8696	8068	N/A	44' 2"	13.46	71' 4"	21.74	1TDR
	9613			13	339909	402488	11398	9304	8637	N/A	47' 10"	14.58	75' 0"	22.86	1TDR
	9614			14	362277	428749	12141	9910	9205	N/A	51' 6"	15.70	78' 8"	23.97	1TDR
	9615			15	384645	455010	12885	10517	9773	N/A	55' 2"	16.82	82' 4"	25.09	1TDR
	9616			16	407140	481419	13633	11128	10345	N/A	58' 10"	17.94	86' 0"	26.22	1TDR
	9617			17	429508	507680	14376	11734	10913	N/A	62' 6"	19.06	89' 8"	27.33	1TDR
	9618			18	451877	533940	15120	12341	11481	N/A	66' 2"	20.17	93' 4"	28.45	1TDR
	9619			19	474245	560201	15864	12949	12050	N/A	69' 10"	21.29	97' 0"	29.57	1TDR
	9620			20	496613	586462	16607	13555	12618	N/A	73' 6"	22.41	100' 8"	30.69	1TDR
	9621			21	518981	612722	17351	14162	13186	N/A	77' 2"	23.53	104' 4"	31.80	1TDR
	9622			22	541349	638983	18094	14769	13755	N/A	80' 10"	24.65	108' 0"	32.92	1TDR
	9623			23	563717	665243	18838	15376	14323	N/A	84' 6"	25.76	111' 8"	34.04	1TDR
	9624			24	586086	691504	19582	15983	14891	N/A	88' 2"	26.88	115' 4"	35.16	1TDR
	9625			25	608454	717764	20325	16590	15460	N/A	91' 10"	28.00	119' 0"	36.27	1TDR
	9626			26	630822	744025	21069	17197	16028	N/A	95' 6"	29.12	122' 8"	37.39	2TDR
	9627			27	653190	770286	21813	17804	16596	N/A	99' 2"	30.23	126' 4"	38.51	2TDR
	9628			28	675558	796546	22556	18411	17165	N/A	102' 10"	31.35	130' 0"	39.63	2TDR
	9629			29	697926	822807	23300	19018	17733	N/A	106' 6"	32.47	133' 8"	40.74	2TDR
	9630			30	720295	849067	24043	19624	18301	N/A	110' 2"	33.59	137' 4"	41.86	2TDR
	9631			31	742663	875328	24787	20232	18870	N/A	113' 10"	34.70	141' 0"	42.98	2TDR
	9632			32	765031	901588	25531	20839	19438	N/A	117' 6"	35.82	144' 8"	44.10	2TDR
Stiffened	10208	102	30.93	8	261596	311233	8814	7194	6647	N/A	29' 6"	8.99	58' 2"	17.74	1TDR
	10209			9	286848	340878	9653	7879	7289	N/A	33' 2"	10.11	61' 10"	18.85	1TDR

Flat bottom bin specifications

Series	Model	Diameter		Tiers	Maximum capacity						Eaves (A)		Overall (B)		Door type
		ft	m		bushels [1]	ft³ [2]	m³ [2]	tonnes [3]	tonnes corn [4]	Roof to drying floor bushels [5]	ft - in	m	ft - in	m	
Stiffened	10210	102	30.93	10	312099	370524	10493	8565	7930	N/A	36' 10"	11.23	65' 6"	19.97	1TDR
	10211			11	337351	400170	11332	9250	8572	N/A	40' 6"	12.35	69' 2"	21.09	1TDR
	10212			12	362602	429815	12172	9935	9213	N/A	44' 2"	13.46	72' 10"	22.21	1TDR
	10213			13	387854	459461	13011	10620	9855	N/A	47' 10"	14.58	76' 6"	23.32	1TDR
	10214			14	413105	489107	13850	11305	10496	N/A	51' 6"	15.70	80' 2"	24.44	1TDR
	10215			15	438501	518921	14695	11995	11142	N/A	55' 2"	16.82	83' 10"	25.56	1TDR
	10216			16	463752	548567	15534	12679	11783	N/A	58' 10"	17.94	87' 6"	26.68	1TDR
	10217			17	489004	578212	16374	13365	12425	N/A	62' 6"	19.06	91' 2"	27.80	1TDR
	10218			18	514255	607858	17213	14050	13066	N/A	66' 2"	20.17	94' 10"	28.92	1TDR
	10219			19	539507	637504	18053	14735	13708	N/A	69' 10"	21.29	98' 6"	30.04	1TDR
	10220			20	564758	667150	18892	15420	14350	N/A	73' 6"	22.41	102' 2"	31.15	1TDR
	10221			21	590010	696795	19732	16106	14991	N/A	77' 2"	23.53	105' 10"	32.27	1TDR
	10222			22	615261	726441	20571	16791	15633	N/A	80' 10"	24.65	109' 6"	33.39	1TDR
	10223			23	640513	756087	21410	17475	16274	N/A	84' 6"	25.76	113' 2"	34.51	1TDR
	10224			24	665765	785732	22250	18161	16916	N/A	88' 2"	26.88	116' 10"	35.62	1TDR
	10225			25	691016	815378	23089	18846	17557	N/A	91' 10"	28.00	120' 6"	36.74	1TDR
	10226			26	716268	845024	23929	19531	18199	N/A	95' 6"	29.12	124' 2"	37.86	2TDR
	10227			27	741519	874670	24768	20216	18841	N/A	99' 2"	30.23	127' 10"	38.98	2TDR
	10228			28	766771	904315	25608	20902	19482	N/A	102' 10"	31.35	131' 6"	40.09	2TDR
	10229			29	792022	933961	26447	21587	20124	N/A	106' 6"	32.47	135' 2"	41.21	2TDR
	10230			30	817274	963607	27287	22272	20765	N/A	110' 2"	33.59	138' 10"	42.33	2TDR
	10231			31	842526	993253	28126	22957	21407	N/A	113' 10"	34.70	142' 6"	43.45	2TDR
	10232			32	867777	1022898	28966	23643	22048	N/A	117' 6"	35.82	146' 2"	44.56	2TDR
Stiffened	10508	105	31.83	8	279031	332075	9404	7676	7090	N/A	29' 6"	8.99	59' 1"	18.00	1TDR
	10509			9	305790	363491	10293	8402	7770	N/A	33' 2"	10.11	62' 9"	19.12	1TDR
	10510			10	332549	394906	11183	9128	8450	N/A	36' 10"	11.23	66' 5"	20.23	1TDR
	10511			11	359307	426321	12073	9854	9130	N/A	40' 6"	12.35	70' 1"	21.35	1TDR
	10512			12	386066	457736	12962	10580	9809	N/A	44' 2"	13.46	73' 9"	22.47	1TDR
	10513			13	412825	489151	13852	11307	10489	N/A	47' 10"	14.58	77' 5"	23.59	1TDR
	10514			14	439584	520567	14741	12032	11169	N/A	51' 6"	15.70	81' 1"	24.70	1TDR
	10515			15	466495	552160	15636	12763	11853	N/A	55' 2"	16.82	84' 9"	25.83	1TDR
	10516			16	493253	583576	16526	13489	12533	N/A	58' 10"	17.94	88' 5"	26.95	1TDR
	10517			17	520012	614991	17415	14215	13213	N/A	62' 6"	19.06	92' 1"	28.06	1TDR
	10518			18	546771	646406	18305	14941	13893	N/A	66' 2"	20.17	95' 9"	29.18	1TDR
	10519			19	573530	677821	19194	15667	14572	N/A	69' 10"	21.29	99' 5"	30.30	1TDR
	10520			20	600289	709237	20084	16393	15252	N/A	73' 6"	22.41	103' 1"	31.42	1TDR
	10521			21	627047	740652	20973	17119	15932	N/A	77' 2"	23.53	106' 9"	32.53	1TDR
	10522			22	653806	772067	21863	17845	16612	N/A	80' 10"	24.65	110' 5"	33.65	1TDR
	10523			23	680565	803482	22753	18571	17292	N/A	84' 6"	25.76	114' 1"	34.77	1TDR

Flat bottom bin specifications

Series	Model	Diameter		Tiers	Maximum capacity						Eaves (A)		Overall (B)		Door type
		ft	m		bushels [1]	ft³ [2]	m³ [2]	tonnes [3]	tonnes corn [4]	Roof to drying floor bushels [5]	ft - in	m	ft - in	m	
Stiffened	10524	105	31.83	24	707324	834897	23642	19297	17972	N/A	88' 2"	26.88	117' 9"	35.89	1TDR
	10525			25	734083	866313	24532	20024	18652	N/A	91' 10"	28.00	121' 5"	37.00	2TDR
	10526			26	760841	897728	25421	20749	19331	N/A	95' 6"	29.12	125' 1"	38.12	2TDR
	10527			27	787600	929143	26311	21476	20011	N/A	99' 2"	30.23	128' 9"	39.24	2TDR
	10528			28	814359	960558	27200	22201	20691	N/A	102' 10"	31.35	132' 5"	40.36	2TDR
	10529			29	841118	991974	28090	22928	21371	N/A	106' 6"	32.47	136' 1"	41.47	2TDR
	10530			30	867877	1023389	28980	23654	22051	N/A	110' 2"	33.59	139' 9"	42.59	2TDR
	10531			31	894635	1054804	29869	24380	22731	N/A	113' 10"	34.70	143' 5"	43.71	2TDR
	10532			32	921394	1086219	30759	25106	23411	N/A	117' 6"	35.82	147' 1"	44.83	2TDR
Stiffened	10808	108	32.74	8	297130	353719	10017	8176	7550	N/A	29' 6"	8.99	59' 11"	18.26	1TDR
	10809			9	325439	386955	10958	8944	8269	N/A	33' 2"	10.11	63' 7"	19.38	1TDR
	10810			10	353749	420191	11899	9712	8988	N/A	36' 10"	11.23	67' 3"	20.50	1TDR
	10811			11	382059	453427	12840	10481	9708	N/A	40' 6"	12.35	70' 11"	21.61	1TDR
	10812			12	410368	486663	13781	11249	10427	N/A	44' 2"	13.46	74' 7"	22.73	1TDR
	10813			13	438678	519899	14722	12017	11146	N/A	47' 10"	14.58	78' 3"	23.85	1TDR
	10814			14	466988	553135	15664	12785	11865	N/A	51' 6"	15.70	81' 11"	24.97	1TDR
	10815			15	495458	586560	16610	13558	12589	N/A	55' 2"	16.82	85' 7"	26.09	1TDR
	10816			16	523768	619796	17551	14326	13308	N/A	58' 10"	17.94	89' 3"	27.21	1TDR
	10817			17	552078	653032	18492	15094	14027	N/A	62' 6"	19.06	92' 11"	28.33	1TDR
	10818			18	580388	686268	19433	15862	14747	N/A	66' 2"	20.17	96' 7"	29.44	1TDR
	10819			19	608697	719504	20375	16631	15466	N/A	69' 10"	21.29	100' 3"	30.56	1TDR
	10820			20	637007	752740	21316	17399	16185	N/A	73' 6"	22.41	103' 11"	31.68	1TDR
	10821			21	665317	785976	22257	18167	16904	N/A	77' 2"	23.53	107' 7"	32.80	1TDR
	10822			22	693626	819212	23198	18935	17624	N/A	80' 10"	24.65	111' 3"	33.91	1TDR
	10823			23	721936	852448	24139	19703	18343	N/A	84' 6"	25.76	114' 11"	35.03	1TDR
	10824			24	750246	885684	25080	20471	19062	N/A	88' 2"	26.88	118' 7"	36.15	1TDR
	10825			25	778556	918921	26021	21239	19782	N/A	91' 10"	28.00	122' 3"	37.27	2TDR
	10826			26	806865	952157	26963	22008	20501	N/A	95' 6"	29.12	125' 11"	38.38	2TDR
	10827			27	835175	985393	27904	22776	21220	N/A	99' 2"	30.23	129' 7"	39.50	2TDR
	10828			28	863485	1018629	28845	23544	21939	N/A	102' 10"	31.35	133' 3"	40.62	2TDR
	10829			29	891794	1051865	29786	24312	22659	N/A	106' 6"	32.47	136' 11"	41.74	2TDR
	10830			30	920104	1085101	30727	25080	23378	N/A	110' 2"	33.59	140' 7"	42.85	2TDR
	10831			31	948414	1118337	31668	25848	24097	N/A	113' 10"	34.70	144' 3"	43.97	2TDR
Stiffened	13515	135	40.93	15	795281	943212	26709	21800	20206	N/A	55' 2"	16.82	90' 7"	27.62	2TDR
	13516			16	839515	995144	28180	23001	21330	N/A	58' 10"	17.93	94' 3"	28.73	2TDR
	13517			17	883749	1047075	29650	24201	22454	N/A	62' 6"	19.05	97' 11"	29.85	2TDR
	13518			18	928234	1099301	31129	25408	23584	N/A	66' 2"	20.17	101' 8"	30.98	2TDR
	13519			19	972468	1151233	32600	26609	24708	N/A	69' 10"	21.29	105' 4"	32.09	2TDR
	13520			20	1016702	1203164	34070	27808	25832	N/A	73' 6"	22.41	109' 0"	33.21	2TDR

Flat bottom bin specifications

Series	Model	Diameter		Tiers	Maximum capacity						Eaves (A)		Overall (B)		Door type
		ft	m		bushels (1)	ft³ (2)	m³ (2)	tonnes (3)	tonnes corn (4)	Roof to drying floor bushels (5)	ft - in	m	ft - in	m	
Stiffened	13521	135	40.93	21	1060936	1255095	35541	29009	26956	N/A	77' 2"	23.53	112' 8"	34.33	2TDR
	13522			22	1105170	1307027	37011	30209	28080	N/A	80' 10"	24.65	116' 4"	35.45	2TDR
	13523			23	1149404	1358958	38482	31410	29204	N/A	84' 6"	25.76	120' 0"	36.56	2TDR
	13524			24	1193638	1410889	39952	32609	30328	N/A	88' 2"	26.88	123' 8"	37.68	2TDR
	13525			25	1237872	1462820	41423	33810	31452	N/A	91' 10"	28.00	127' 4"	38.80	2TDR

Flat bottom bin specifications

Note:
Specifications and design are subject to change without notice.
Bins are designed for the storage of grain and other free-flowing materials weighing up to 52 lbs/ft^3 (833 kg/m^3).
Models noted with * are supplied with a domed cap and remote cap opener; all other models supplied with a flat cap. Remote cap opener may be available for other models.
Door type shown is the standard door that comes with the bin. Optional upgrades to a different door type are available for most diameters.
Door type key: WKDR = Walk-In Door, 1TDR = One-Tier Door, 2TDR = Two-Tier Door.

Capacities based on:
- Standard roof offering. Optional roof upgrades are available for most diameters. Upgrading to a different roof may affect the maximum capacity of the bin.
- Filled to eaves line with grain peaked into the roof area, at a 28° angle of repose, for 15' to 60' bins with non-structured roof.
- Filled to slightly below eaves line with grain peaked into the roof area, at a 28° angle of repose, up to the bottom of the compression ring outlet for 66'-135' bins with structured roof.
- Are calculated without a drying floor.

(1) 1.244 ft^3/bushel and 6% compaction in cylinder.
(2) 35.31 ft^3/m^3 and no compaction at ft^3 or m^3.
(3) 770 kg/m^3 (48 lbs/ft^3) and 6% compaction in cylinder.
(4) 721 kg/m^3 (45 lbs/ft^3) and 6% compaction in cylinder.
(5) 1.244 ft^3/bushel, 13" drying floor, and 6% compaction in cylinder.

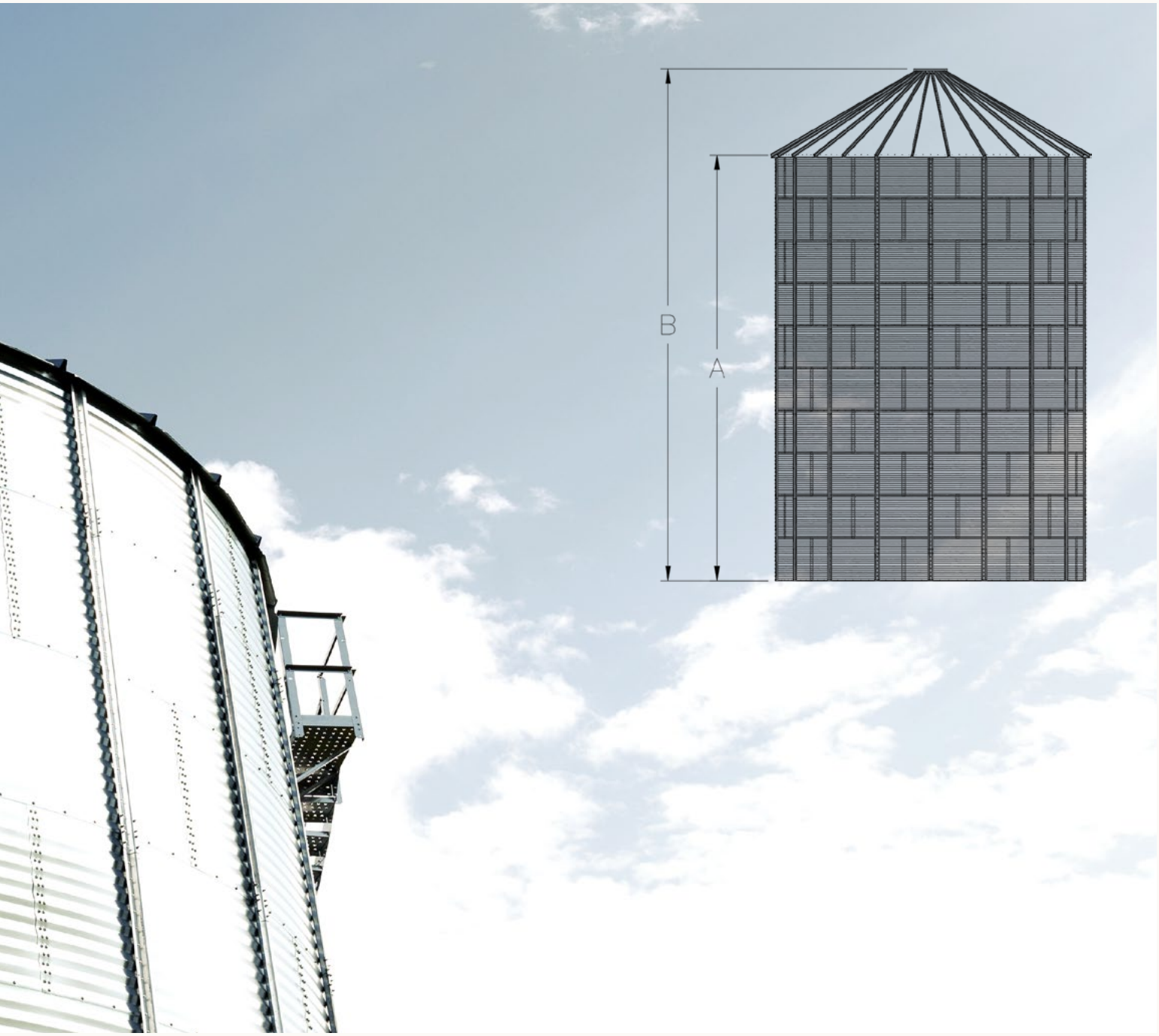

SeedStor®-K series

AGI SeedStor-K stiffened hopper bins feature a unique knockdown cone design that ships flat and assembles on-site, significantly reducing transportation costs. Available with 40° and 45° cone slopes, SeedStor-K delivers among the fastest unload rates in the industry. Tested to 50% overload, the structure is engineered to handle any crop with confidence and without risk of structural failure.

Available for 15', 18', 21', 24' and 27' diameter bins.

Features

- Heavy-duty steel construction
- Engineered for long life
- Upright support brackets
- Powder-coated ring beam and legs
- Pressed cone sheets
- Standard 26" discharge clearance
- 45° (15', 18', 21' sizes) or 40° (24' and 27' sizes) cone slope
- Structural welds are Canadian Welding Bureau Certified
- 10-year structural warranty
- 12-month paint warranty

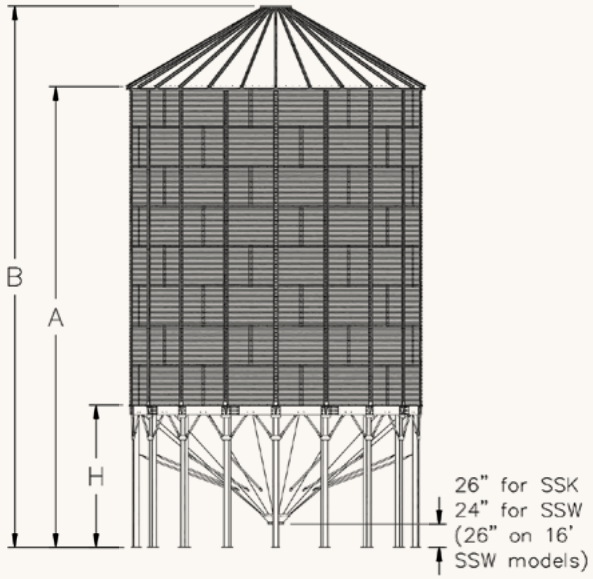

Note for the table in the following page:
Specifications and design are subject to change without notice.
Bins are designed for the storage of grain and other free-flowing materials weighing up to 52 lbs/ft^3 (833 kg/m^3).
Models noted with * are supplied with a domed cap and remote cap opener; all other models supplied with a flat cap.
Remote cap opener may be available for other models.

SeedStor®-W series

AGI SeedStor-W non-stiffened hopper bins are fully welded construction, allowing cones to arrive on-site ready for installation. Engineered using advanced fabrication methods and heavy-gauge steel throughout, these bins protect the investment and deliver decades of reliable, worry-free operation.

Available for 15', 16', 18', 21', 24' and 27' diameter bins

Features

- Fully welded one piece design (27' split in two)
- 24" discharge clearance (26" clearance on 16' model)
- 35° cone slope
- Inspection hatch on bottom of cone
- One piece vented legs
- Pressed cone sheets
- Standard rack and pinion slide gate with long handle
- 5-step superior metal preparation prior to paint application
- Primer on interior and exterior surfaces plus enamel on exterior surfaces
- Structural welds are Canadian Welding Bureau Certified
- 10-year structural warranty
- 12-month paint warranty

Optional foundations

Heavy-duty foundations, requiring no concrete, are manufactured from HSS tubing making them easy to relocate if storage needs change over time. Professionally engineered, this robust design features two, three or four rings—depending on bin size—to provide the largest possible footprint for the bin.

Welded hoppers for existing 14' and 19' diameter bins available upon request.

Capacities based on:
Filled to eaves line with grain peaked into the roof area, at a 28° angle of repose.
(1) 1.244 ft^3/bushel and 6% compaction in cylinder and hopper.
(2) 35.31 ft^3/m^3 and no compaction at ft^3 or m^3.
(3) 770 kg/m^3 (48 lbs/ft^3) and 6% ompaction in cylinder and hopper.
(4) 721 kg/m^3 (45 lbs/ft^3) and 6% compaction in cylinder and hopper.

SeedStor specifications

Series	Model	Diameter		Tiers	Maximum capacity					Hopper (H)		Eaves (A)		Overall (B)	
		ft	m		bushels [1]	ft³ [2]	m³ [2]	tonnes [3]	tonnes corn [4]	ft - in	m	ft - in	m	ft - in	m
Seedstor-W	1503 *	15	4.55	3	2116	2497	71	58	54	7' 2"	2.18	18' 3"	5.55	22' 4"	6.80
	1504 *			4	2662	3138	89	73	68	7' 2"	2.18	21' 11"	6.67	26' 0"	7.92
	1505 *			5	3208	3779	108	88	82	7' 2"	2.18	25' 7"	7.79	29' 8"	9.03
	1506 *			6	3754	4420	126	102	96	7' 2"	2.18	29' 3"	8.90	33' 4"	10.15
Seedstor-K	1504 *			4	2757	3250	93	75	71	9' 2"	2.79	23' 11"	7.28	28' 0"	8.53
	1505 *			5	3304	3891	111	90	84	9' 2"	2.79	27' 7"	8.40	31' 8"	9.65
	1506 *			6	3850	4533	129	105	98	9' 2"	2.79	31' 3"	9.52	35' 4"	10.76
	1507 *			7	4396	5174	147	120	112	9' 2"	2.79	34' 11"	10.63	39' 0"	11.88
	1508 *			8	4942	5815	165	135	126	9' 2"	2.79	38' 7"	11.75	42' 8"	13.00
	1509 *			9	5488	6456	183	149	140	9' 2"	2.79	42' 3"	12.87	46' 4"	14.12
	1510			10	6034	7097	201	164	154	9' 2"	2.79	45' 11"	13.99	49' 10"	15.20
Seedstor-W	1605 *	16	4.85	5	3684	4340	123	100	94	7' 8"	2.34	26' 1"	7.94	30' 5"	9.28
	1606 *			6	4305	5070	144	117	110	7' 8"	2.34	29' 9"	9.06	34' 1"	10.40
Seedstor-W	1803 *	18	5.46	3	3175	3750	107	87	81	8' 2"	2.50	19' 3"	5.87	24' 2"	7.38
	1804 *			4	3961	4673	133	108	101	8' 2"	2.50	22' 11"	6.99	27' 10"	8.50
	1805 *			5	4748	5597	159	129	121	8' 2"	2.50	26' 7"	8.10	31' 6"	9.61
	1806 *			6	5534	6520	185	151	141	8' 2"	2.50	30' 3"	9.22	35' 2"	10.73
Seedstor-K	1804 *			4	4131	4872	138	113	105	10' 7"	3.24	25' 4"	7.73	30' 4"	9.23
	1805 *			5	4917	5795	165	134	125	10' 7"	3.24	29' 0"	8.84	34' 0"	10.35
	1806 *			6	5704	6719	191	155	145	10' 7"	3.24	32' 8"	9.96	37' 8"	11.47
	1807 *			7	6490	7642	217	177	165	10' 7"	3.24	36' 4"	11.08	41' 4"	12.59
	1808 *			8	7276	8565	243	198	185	10' 7"	3.24	40' 0"	12.20	45' 0"	13.71
	1809 *			9	8063	9488	269	219	205	10' 7"	3.24	43' 8"	13.31	48' 8"	14.82
	1810			10	8849	10412	295	241	225	10' 7"	3.24	47' 4"	14.43	52' 2"	15.91
Seedstor-W	2103 *	21	6.37	3	4496	5314	151	122	114	9' 3"	2.82	20' 4"	6.19	26' 1"	7.96
	2104 *			4	5567	6571	187	152	142	9' 3"	2.82	24' 0"	7.31	29' 9"	9.08
	2105 *			5	6637	7828	222	181	169	9' 3"	2.82	27' 8"	8.42	33' 5"	10.20
	2106 *			6	7707	9084	258	210	196	9' 3"	2.82	31' 4"	9.54	37' 1"	11.31
Seedstor-K	2104 *			4	5841	6893	196	159	149	12' 1"	3.69	26' 10"	8.18	32' 8"	9.95
	2105 *			5	6911	8149	231	188	176	12' 1"	3.69	30' 6"	9.30	36' 4"	11.07
	2106 *			6	7981	9406	267	217	203	12' 1"	3.69	34' 2"	10.42	40' 0"	12.19
	2107 *			7	9052	10662	302	246	230	12' 1"	3.69	37' 10"	11.54	43' 8"	13.31
	2108 *			8	10122	11919	338	275	258	12' 1"	3.69	41' 6"	12.65	47' 4"	14.42
	2109 *			9	11192	13176	374	304	285	12' 1"	3.69	45' 2"	13.77	51' 0"	15.54
	2110			10	12263	14432	409	333	312	12' 1"	3.69	48' 10"	14.89	54' 7"	16.63
Seedstor-W	2403 *	24	7.28	3	6101	7216	205	166	155	10' 3"	3.13	21' 4"	6.50	28' 0"	8.53
	2404 *			4	7499	8857	251	204	191	10' 3"	3.13	25' 0"	7.62	31' 8"	9.65
	2405 *			5	8897	10498	298	242	226	10' 3"	3.13	28' 8"	8.73	35' 4"	10.77
	2406 *			6	10295	12139	344	280	262	10' 3"	3.13	32' 4"	9.85	39' 0"	11.88
Seedstor-K	2404 *			4	7669	9057	257	209	195	11' 11"	3.63	26' 8"	8.12	33' 4"	10.15
	2405 *			5	9067	10698	303	247	231	11' 11"	3.63	30' 4"	9.24	37' 0"	11.27
	2406 *			6	10465	12340	350	284	266	11' 11"	3.63	34' 0"	10.35	40' 8"	12.39
	2407 *			7	11863	13981	396	322	302	11' 11"	3.63	37' 8"	11.47	44' 4"	13.51
	2408 *			8	13261	15622	443	360	337	11' 11"	3.63	41' 4"	12.59	48' 0"	14.62
	2409 *			9	14659	17264	489	398	373	11' 11"	3.63	45' 0"	13.71	51' 8"	15.74
	2410			10	16057	18905	536	436	408	11' 11"	3.63	48' 8"	14.82	55' 2"	16.83
Seedstor-W	2703 *	27	8.19	3	8009	9479	269	218	203	11' 8"	3.56	22' 9"	6.93	30' 3"	9.23
	2704 *			4	9779	11557	328	266	248	11' 8"	3.56	26' 5"	8.05	33' 11"	10.35
	2705 *			5	11548	13634	387	314	293	11' 8"	3.56	30' 1"	9.17	37' 7"	11.46
	2706 *			6	13318	15711	445	362	338	11' 8"	3.56	33' 9"	10.28	41' 3"	12.58
	2707 *			7	15087	17788	504	410	383	11' 8"	3.56	37' 5"	11.40	44' 11"	13.70
Seedstor-K	2704 *			4	10028	11849	336	273	255	13' 2"	4.01	27' 11"	8.50	35' 5"	10.80
	2705 *			5	11797	13926	395	321	300	13' 2"	4.01	31' 7"	9.62	39' 1"	11.91
	2706 *			6	13567	16004	454	369	345	13' 2"	4.01	35' 3"	10.74	42' 9"	13.03
	2707 *			7	15336	18081	512	417	390	13' 2"	4.01	38' 11"	11.85	46' 5"	14.15
	2708 *			8	17105	20158	571	465	435	13' 2"	4.01	42' 7"	12.97	50' 1"	15.27
	2709 *			9	18875	22235	630	513	480	13' 2"	4.01	46' 3"	14.09	53' 9"	16.39

Bulk feed tanks

AGI bulk feed tanks provide maximum protection, ease-of-use and durability, while being able to withstand the pressures of daily use.

Features

- Remote 20"-wide cap opener with a 200° opening range for greater access
- Remote cap opener can be opened and close from the bin's base for for extra convenience and safety
- Rolled eave connections and hopper-skirt attachments inside the corrugation add strength and protection of stored contents
- Hopper connection inside sidewall allows sidewall to act as a drip edge directing moisture away from the hopper
- 17" discharge collar
- Heavy-duty ladder with top handrail provides extra safety and easy access

Optional

Heavy-duty foundations, requiring no concrete, are manufactured from HSS tubing making them easy to relocate if storage needs change over time.

Load-out hopper

AGI load-out hopper bins add even greater flexibility, functionality and value to the grain storage system.

Engineered and manufactured to the same specifications as other grain storage bins, load-out hoppers can stand up to constant use. That goes double for the working parts of the hopper bottom where grain flows daily.

Features

- Top-quality fasteners for maximum shear capacity
- Grade 50 galvanized hopper panels are designed to withstand hoop and top tension loads
- 30° roof slope sheds debris and snow without adding to overall bin height
- Galvanized roof sheets provide industry leading corrosion protection
- Rocket aeration applicable for conditioning needs
- Ladder and platform included as standard
- Hopper bin comes equipped with RCO as standard
- 60° cone available for 15' model
- 45° cone available for 15', 18' and 21' models

Structure

AGI load-out hoppers are compatible with AGI load-out structures in 15' and 18' models. Load-out structures provide clearance for trucks to drive under the hopper for direct discharge of product into trucks. An optional ladder and platform package is available for load-out hopper access.

Feed tank & load-out specifications

Series	Model	Diameter		Tiers	Maximum capacity					Hopper (H)		Eaves (A)		Overall (B)	
		ft	m		bushels (1)	ft³ (2)	m³ (2)	tonnes (3)	tonnes corn (4)	ft - in	m	ft - in	m	ft - in	m
Bulk feed tanks	601H60	6	1.82	1	130	161	5	4	4	6' 11"	2.11	10' 4"	3.15	12' 0"	3.67
	602H60			2	212	264	8	6	6	6' 11"	2.11	14' 0"	4.26	15' 8"	4.79
	603H60			3	295	367	11	8	8	6' 11"	2.11	17' 8"	5.38	19' 4"	5.90
Bulk feed tanks	701H67	7	2.12	1	210	262	8	6	6	10' 2"	3.09	13' 6"	4.12	15' 6"	4.73
	702H67			2	322	401	12	9	9	10' 2"	3.09	17' 2"	5.24	19' 2"	5.85
	703H67			3	435	541	16	12	12	10' 2"	3.09	20' 10"	6.36	22' 10"	6.97
	704H67			4	547	680	20	15	14	10' 2"	3.09	24' 6"	7.48	26' 6"	8.09
	705H67			5	659	820	24	18	17	10' 2"	3.09	28' 2"	8.59	30' 2"	9.20
Bulk feed tanks	901H60	9	2.73	1	350	435	13	10	9	9' 6"	2.90	12' 11"	3.93	15' 6"	4.72
	902H60			2	536	666	19	15	14	9' 6"	2.90	16' 7"	5.05	19' 2"	5.84
	903H60			3	721	897	26	20	19	9' 6"	2.90	20' 3"	6.17	22' 10"	6.95
	904H60			4	906	1128	32	25	24	9' 6"	2.90	23' 11"	7.29	26' 6"	8.07
	905H60			5	1092	1359	39	30	28	9' 6"	2.90	27' 7"	8.40	30' 2"	9.19
Bulk feed tanks	1201H60	12	3.64	1	726	903	26	20	19	12' 1"	3.69	15' 6"	4.72	18' 11"	5.77
	1202H60			2	1055	1313	38	29	27	12' 1"	3.69	19' 2"	5.84	22' 7"	6.89
	1203H60			3	1385	1724	49	38	36	12' 1"	3.69	22' 10"	6.96	26' 3"	8.01
	1204H60			4	1715	2134	61	47	44	12' 1"	3.69	26' 6"	8.08	29' 11"	9.12
	1205H60			5	2044	2544	73	56	52	12' 1"	3.69	30' 2"	9.19	33' 7"	10.24
Load-out	1503H45	15	4.55	3	2166	2556	73	59	56	10' 1"	3.07	20' 10"	6.34	24' 11"	7.59
	1504H45			4	2712	3197	91	74	69	10' 1"	3.07	24' 6"	7.46	28' 7"	8.71
	1505H45			5	3258	3838	109	89	83	10' 1"	3.07	28' 2"	8.58	32' 3"	9.82
	1506H45			6	3804	4479	127	104	97	10' 1"	3.07	31' 10"	9.70	35' 11"	10.94
Load-out	1503H60			3	2437	2874	82	67	62	15' 1"	4.59	25' 9"	7.86	29' 11"	9.11
	1504H60			4	2983	3515	100	81	76	15' 1"	4.59	29' 5"	8.98	33' 7"	10.22
	1505H60			5	3529	4156	118	96	90	15' 1"	4.59	33' 1"	10.10	37' 3"	11.34
Load-out	1803H45	18	5.46	3	3279	3872	110	89	84	11' 7"	3.53	22' 4"	6.80	27' 3"	8.31
	1804H45			4	4066	4796	136	111	104	11' 7"	3.53	26' 0"	7.91	30' 11"	9.42
	1805H45			5	4852	5719	162	132	124	11' 7"	3.53	29' 8"	9.03	34' 7"	10.54
	1806H45			6	5638	6642	189	153	144	11' 7"	3.53	33' 4"	10.15	38' 3"	11.66
Load-out	2103H45	21	6.37	3	4681	5532	157	128	119	13' 1"	3.98	23' 9"	7.25	29' 7"	9.02
	2104H45			4	5752	6788	193	157	147	13' 1"	3.98	27' 5"	8.37	33' 3"	10.14
	2105H45			5	6822	8045	228	186	174	13' 1"	3.98	31' 1"	9.49	36' 11"	11.26

Notes:
Specifications and design are subject to change without notice.
Bins are designed for the storage of grain and other free-flowing materials weighing up to 52 lbs/ft³ (833 kg/m³).
All models supplied with a domed cap and remote cap opener.

BFT capacities based on:
Filled to eaves line with 30° roof completely filled.
(1) 1.244 ft³/bushel and no compaction.
(2) 35.31 ft³/m³ and no compaction at ft³ or m³.
(3) 770 kg/m³ (48 lbs/ft³) and no compaction.
(4) 721 kg/m³ (45 lbs/ft³) and no compaction.

Load-out capacities based on:
Filled to eaves line with grain peaked into the roof area, at a 28° angle of repose.
(1) 1.244 ft³/bushel and 6% compaction in cylinder and hopper.
(2) 35.31 ft³/m³ and no compaction at ft³ or m³.
(3) 770 kg/m³ (48 lbs/ft³) and 6% compaction in cylinder and hopper.
(4) 721 kg/m³ (45 lbs/ft³) and 6% compaction in cylinder and hopper.

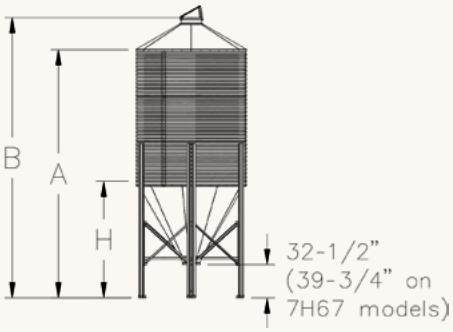

Bulk feed tank

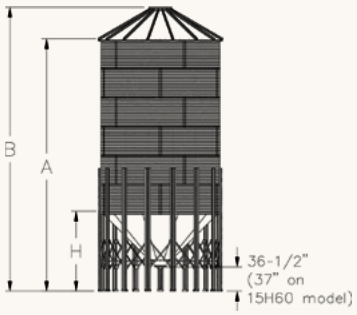

Load-out hopper

Commercial hoppers

AGI commercial hoppers are engineered to withstand constant use typical in a commercial grain storage operation. That goes double for the working parts of the hopper bottom where grain flows daily.

Features

- Custom outlet heights and openings available to accommodate the installation of auxiliary equipment below the hopper
- Heavy-duty compression ring transfers load from the bin and hopper into the support structure
- Sidewall directly connects to the compression ring creating a weatherproof connection
- Heavy i-beam support structure columns engineered to carry the suspended weight of both bin and stored commodity
- 45° (15', 18', 21', and 24' models), 40° (27' and 30' models) or 37° (33' and 36' models) cone slope

Optional accessories

- Flashing plates to eliminate commodity hang-up where the sidewall connects to the compression ring
- Hopper aeration system
- Sidewall and hopper ladders
- Circular stairs
- Rack and pinion
- Inspection hatch in cone sheets
- Clean-out hatch in cone sheets

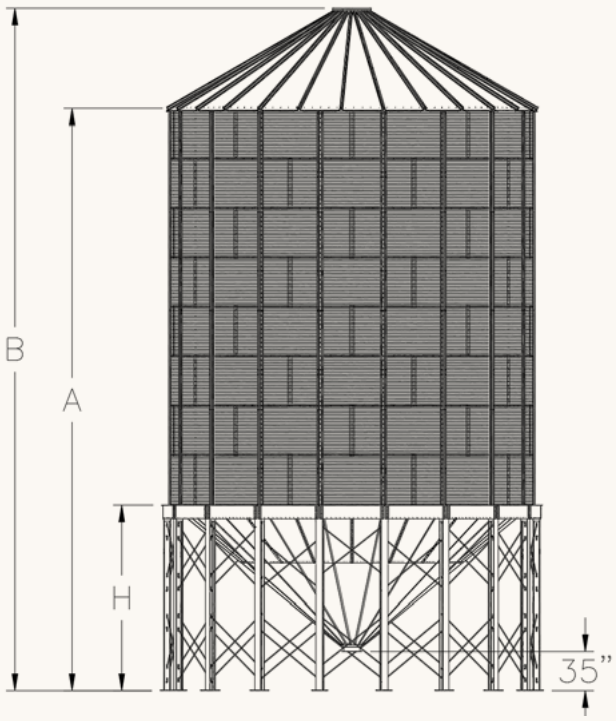

Notes for the following page:
Specifications and design are subject to change without notice.
Bins are designed for the storage of grain and other free-flowing materials weighing up to 52 lbs/ft^3 (833 kg/m^3).
All models supplied with a flat cap.

Capacities based on:
Filled to eaves line with grain peaked into the roof area, at a 28° angle of repose.
(1) 1.244 ft^3/bushel and 6% compaction in cylinder and hopper.
(2) 35.31 ft^3/m^3 and no compaction at ft^3 or m^3.
(3) 770 kg/m^3 (48 lbs/ft^3) and 6% compaction in cylinder and hopper.
(4) 721 kg/m^3 (45 lbs/ft^3) and 6% compaction in cylinder and hopper.

Hopper specifications

Model	Diameter		Tiers	Maximum capacity					Hopper (H)		Eaves (A)		Overall (B)	
	ft	m	dia.	bushels [1]	ft³ [2]	m³ [2]	tonnes [3]	tonnes corn [4]	ft - in	m	ft - in	m	ft - in	m
1507H45	15	4.55	7	4404	5184	147	120	112	9' 9"	2.97	35' 7"	10.85	39' 7"	12.06
1508H45			8	4951	5825	165	135	126	9' 9"	2.97	39' 3"	11.97	43' 3"	13.18
1509H45			9	5497	6466	184	150	140	9' 9"	2.97	42' 11"	13.08	46' 11"	14.30
1510H45			10	6043	7107	202	164	154	9' 9"	2.97	46' 7"	14.20	50' 7"	15.41
1511H45			11	6589	7748	220	179	168	9' 9"	2.97	50' 3"	15.32	54' 3"	16.53
1512H45			12	7135	8390	238	194	182	9' 9"	2.97	53' 11"	16.44	57' 11"	17.65
1513H45			13	7681	9031	256	209	196	9' 9"	2.97	57' 7"	17.55	61' 7"	18.77
1807H45	18	5.46	7	6502	7657	217	177	166	11' 4"	3.46	37' 2"	11.33	42' 0"	12.81
1808H45			8	7289	8580	243	198	186	11' 4"	3.46	40' 10"	12.45	45' 8"	13.92
1809H45			9	8075	9503	270	220	206	11' 4"	3.46	44' 6"	13.57	49' 4"	15.04
1810H45			10	8862	10426	296	241	226	11' 4"	3.46	48' 2"	14.68	53' 0"	16.16
1811H45			11	9648	11349	322	262	246	11' 4"	3.46	51' 10"	15.80	56' 8"	17.28
1812H45			12	10434	12273	348	284	266	11' 4"	3.46	55' 6"	16.92	60' 4"	18.39
1813H45			13	11221	13196	374	305	286	11' 4"	3.46	59' 2"	18.04	64' 0"	19.51
2107H45	21	6.37	7	9069	10682	303	247	231	12' 11"	3.94	38' 9"	11.82	44' 6"	13.55
2108H45			8	10139	11939	339	276	258	12' 11"	3.94	42' 5"	12.93	48' 2"	14.67
2109H45			9	11209	13196	374	305	285	12' 11"	3.94	46' 1"	14.05	51' 10"	15.79
2110H45			10	12280	14452	410	334	312	12' 11"	3.94	49' 9"	15.17	55' 6"	16.91
2111H45			11	13350	15709	445	363	340	12' 11"	3.94	53' 5"	16.29	59' 2"	18.02
2112H45			12	14420	16965	481	392	367	12' 11"	3.94	57' 1"	17.40	62' 10"	19.14
2113H45			13	15491	18222	516	421	394	12' 11"	3.94	60' 9"	18.52	66' 6"	20.26
2407H45	24	7.28	7	12129	14293	405	330	309	14' 5"	4.40	40' 3"	12.27	46' 10"	14.27
2408H45			8	13527	15935	452	368	344	14' 5"	4.40	43' 11"	13.39	50' 6"	15.39
2409H45			9	14925	17576	498	405	380	14' 5"	4.40	47' 7"	14.51	54' 2"	16.51
2410H45			10	16323	19217	545	443	415	14' 5"	4.40	51' 3"	15.63	57' 10"	17.63
2411H45			11	17721	20859	591	481	451	14' 5"	4.40	54' 11"	16.74	61' 6"	18.74
2412H45			12	19119	22500	638	519	486	14' 5"	4.40	58' 7"	17.86	65' 2"	19.86
2413H45			13	20517	24141	684	557	522	14' 5"	4.40	62' 3"	18.98	68' 10"	20.98
2707H40	27	8.19	7	15364	18114	513	417	391	13' 9"	4.20	39' 7"	12.07	47' 0"	14.34
2708H40			8	17133	20191	572	465	436	13' 9"	4.20	43' 3"	13.19	50' 8"	15.45
2709H40			9	18903	22268	631	513	481	13' 9"	4.20	46' 11"	14.31	54' 4"	16.57
2710H40			10	20672	24345	690	561	526	13' 9"	4.20	50' 7"	15.43	58' 0"	17.69
2711H40			11	22441	26423	749	609	571	13' 9"	4.20	54' 3"	16.54	61' 8"	18.81
2712H40			12	24211	28500	808	657	616	13' 9"	4.20	57' 11"	17.66	65' 4"	19.92
2713H40			13	25980	30577	866	705	661	13' 9"	4.20	61' 7"	18.78	69' 0"	21.04
3007H40	30	9.10	7	19365	22839	647	526	492	15' 0"	4.58	40' 10"	12.46	48' 8"	14.84
3008H40			8	21549	25404	720	585	548	15' 0"	4.58	44' 6"	13.57	52' 4"	15.96
3009H40			9	23734	27968	792	644	603	15' 0"	4.58	48' 2"	14.69	56' 0"	17.08
3010H40			10	25918	30533	865	704	659	15' 0"	4.58	51' 10"	15.81	59' 8"	18.20
3011H40			11	28102	33097	938	763	714	15' 0"	4.58	55' 6"	16.93	63' 4"	19.31
3012H40			12	30287	35662	1010	822	770	15' 0"	4.58	59' 2"	18.04	67' 0"	20.43
3013H40			13	32471	38226	1083	882	825	15' 0"	4.58	62' 10"	19.16	70' 8"	21.55
3014H40			14	34656	40791	1156	941	881	15' 0"	4.58	66' 6"	20.28	74' 4"	22.67
3307H37	33	10.01	7	23575	27816	788	640	599	15' 1"	4.60	40' 11"	12.47	49' 7"	15.12
3308H37			8	26218	30919	876	712	667	15' 1"	4.60	44' 7"	13.59	53' 3"	16.24
3309H37			9	28861	34022	964	784	734	15' 1"	4.60	48' 3"	14.71	56' 11"	17.36
3310H37			10	31504	37126	1052	855	801	15' 1"	4.60	51' 11"	15.83	60' 7"	18.47
3311H37			11	34147	40229	1140	927	868	15' 1"	4.60	55' 7"	16.94	64' 3"	19.59
3312H37			12	36790	43332	1228	999	935	15' 1"	4.60	59' 3"	18.06	67' 11"	20.71
3313H37			13	39433	46435	1315	1070	1002	15' 1"	4.60	62' 11"	19.18	71' 7"	21.83
3314H37			14	42077	49538	1403	1142	1070	15' 1"	4.60	66' 7"	20.30	75' 3"	22.95
3607H37	36	10.91	7	28591	33748	956	776	727	16' 3"	4.95	42' 1"	12.83	51' 8"	15.74
3608H37			8	31737	37440	1061	862	807	16' 3"	4.95	45' 9"	13.95	55' 4"	16.86
3609H37			9	34882	41133	1165	947	887	16' 3"	4.95	49' 5"	15.06	59' 0"	17.98
3610H37			10	38028	44826	1270	1032	967	16' 3"	4.95	53' 1"	16.18	62' 8"	19.09
3611H37			11	41173	48519	1374	1118	1047	16' 3"	4.95	56' 9"	17.30	66' 4"	20.21
3612H37			12	44319	52212	1479	1203	1127	16' 3"	4.95	60' 5"	18.42	70' 0"	21.33
3613H37			13	47465	55905	1584	1288	1206	16' 3"	4.95	64' 1"	19.53	73' 8"	22.45
3614H37			14	50610	59598	1688	1374	1286	16' 3"	4.95	67' 9"	20.65	77' 4"	23.56

Your safety is our highest priority.

Please read and understand the operator's manual and safety decals before using. Use and maintain products properly, and do not modify. Keep guards in place when operating and follow all product manuals and safety decals. For all AGI products, if guards, safety decals, or manuals are damaged or missing, contact your AGI sales or dealer representative for replacements. Images and information contained in this brochure are presented for general information.

Lock-n-Load, EasyFlow, SeedStor, AGI and the rolling hills logo are trademarks of Ag Growth International Inc.

AGI is a global leader in supplying farm and commercial customers with the manufacturing, planning, and engineering of full equipment solutions for grain, seed, fertilizer, feed, and food. AGI's expertise enables the storage, blending, mixing, conveying, conditioning, processing, and protection of agricultural products and inputs worldwide.

198 Commerce Drive, Winnipeg, MB, Canada R3P 0Z6
P 800.783.9507 | csr.usfarm@aggrowth.com
QMI-SAI Registered | ISO 9001-2015 | PART NUMBER 14-15249-R2

@aggrowthintl | aggrowth.com

ADMB-1499-9/26 CA