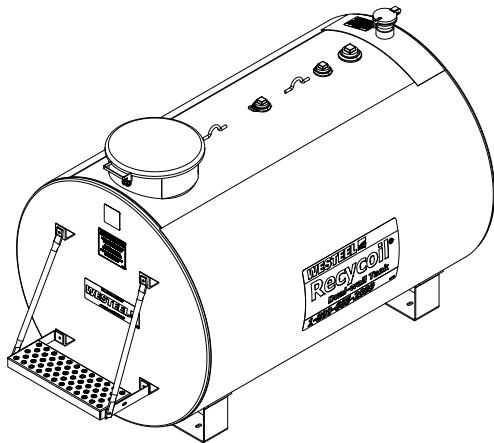
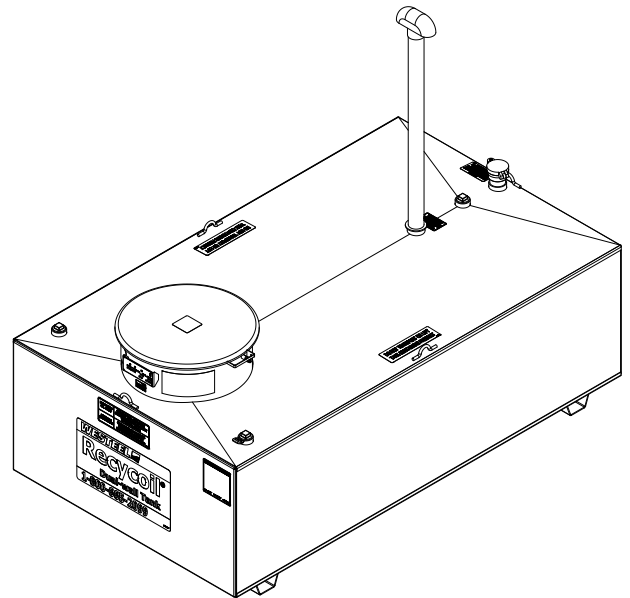
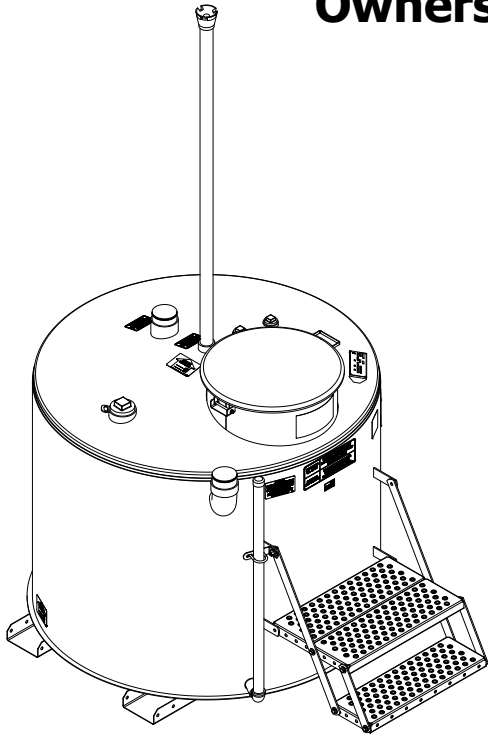




RECYCOIL[®] Used Oil Tank Owners and Users Manual



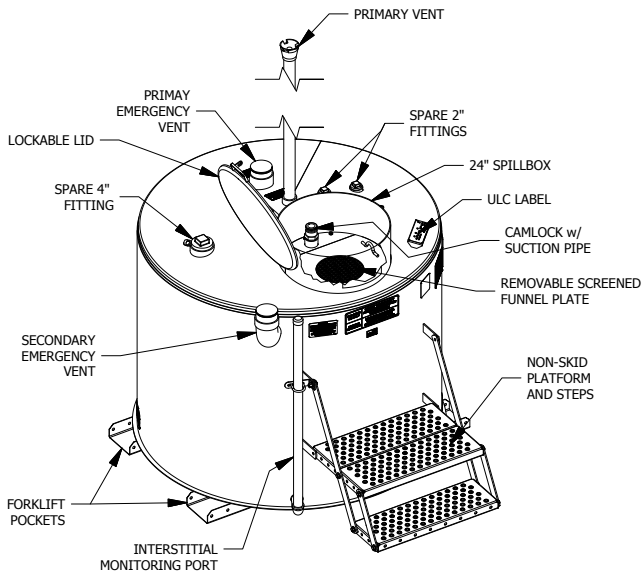
Contact Info:

www.westeel.com

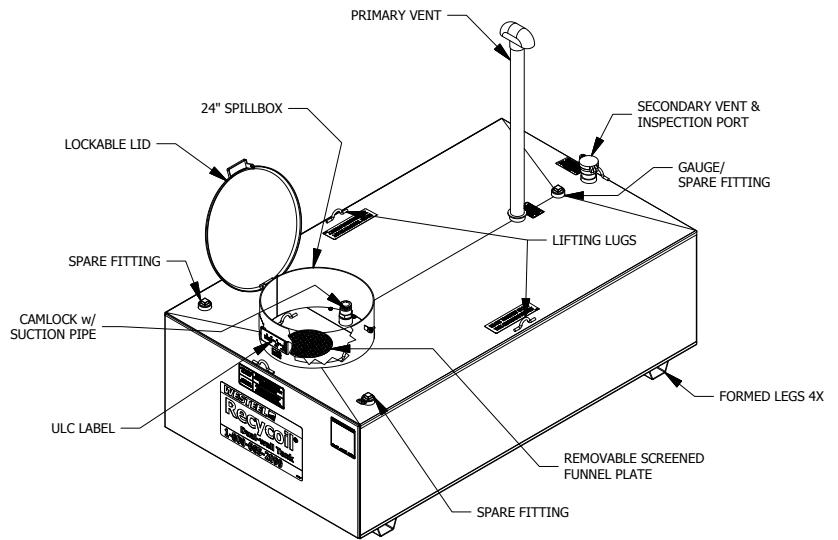
Toll Free: 1-800-665-2099

Email: lcs@westeel.com

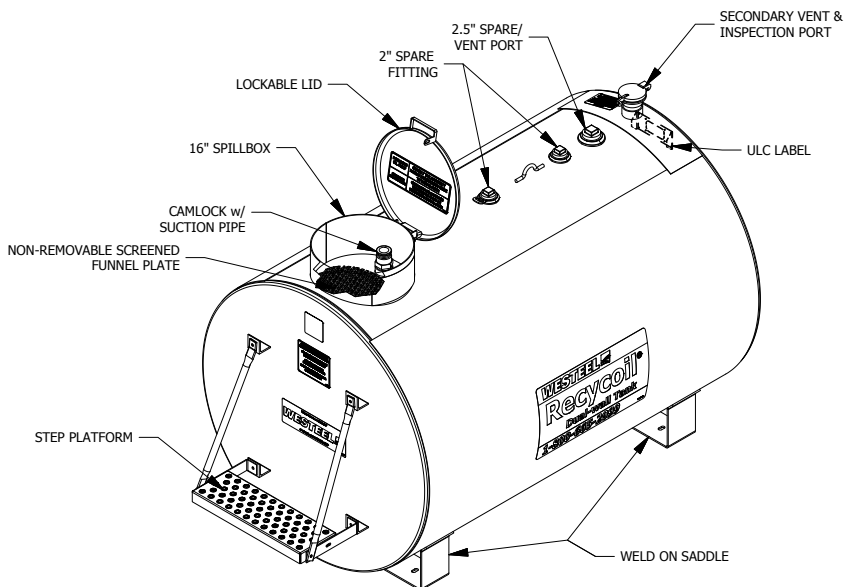
TANK FEATURES



VERTICAL TANK



RECTANGULAR TANK



CYLINDRICAL TANK

*Tanks may not be exactly as shown.

LIMITED WARRANTY

Westeel warrants products that it has manufactured and/or that are branded with its name or that of Northern Steel Industries (the "goods") subject to the following terms and limitations, (the "warranty").

Note: The warranty does not apply to products manufactured by Westeel under license (the "licensed products"). The licensed products are solely subject to warranty terms as they may be set from time to time by the licensing body. The licensed products include but are not necessarily limited to: FLAME SHIELD, Fireguard, F921, stiP3, AquaSweep and Glasteel. For information on warranty terms applicable to the licensed products, or to determine whether a product is a licensed product, please consult the Westeel website at <http://www.westeel.com/> and/or contact Westeel by phone at 1-800-665-2099.

1. **Duration of Warranty.** The duration of the warranty is limited as follows.
 - i. External Corrosion – 2 years.
 - ii. Internal Corrosion – 2 years.
 - iii. Structural Defect – 5 years, except in the case of Mobile Tanks in which case it is 1 year.
 - iv. Tank Accessories – 1 year;
 - v. Loss of Vacuum – 2 years, except in the case of Underground Tanks in which case it is 30 days from date of delivery to the purchaser.

The duration of the warranty will run from the date of purchase from a dealer or distributor authorized by Westeel, unless otherwise stated (the "warranty period").

2. **Limitation of Remedies Replacement.** Within the warranty period, Westeel will replace the goods and/or original manufactured components thereof which are found, to Westeel's satisfaction, to be defective. Westeel is not responsible for direct, indirect, special, consequential, or any other damages of any kind, including personal injury to any individual, howsoever caused, including caused by transportation of the goods for repair or replacement.

3. **Procedure for Obtaining Service.** In the event of a warranty claim, the purchaser must complete any and all information required by Westeel in order to properly assess or investigate the claim. Westeel will not be responsible for the removal of any of the goods found to be defective, or transportation charges to and from Westeel's authorized dealer or distributor, or for installation of any replacement goods and/or parts furnished under the warranty.

4. **Limitations as to Scope of Warranty.** The warranty does not extend to defects or damage caused, in whole or in part, by:
 - i. use of a kind and/or to a degree not reasonably expected to be made of the goods;
 - ii. improper storage of the goods both prior to and after purchase;
 - iii. damage caused by, or in the course of, installation or assembly;
 - iv. any use of the goods which is not an intended use as specified in Westeel's published product literature, or otherwise specified by Westeel in writing;
 - v. any equipment attached to or used in conjunction with the goods;
 - vi. any field modifications or substitutions to original bin components;
 - vii. inadequate ventilation or any other circumstance not in keeping with proper maintenance and/or use of the goods;
 - viii. acts of God, accident, neglect or abuse of the goods by the purchaser and/or any other individual or entity; or
 - ix. Any use or installation inconsistent with Westeel's Standard Disclaimers.

5. **Limitations as to Manufacturer.** The warranty does not cover products sold by Westeel that are not manufactured and/or that are not branded with its name or that of Northern Steel Industries. In those circumstances, the purchaser is referred to the manufacturer of those products.

6. **Limitation of Implied Warranties and Other Remedies.** To the extent allowed by law, neither Westeel nor its dealers, nor any company affiliated with Westeel makes any warranties, representations, or promises as to the quality, performance, or freedom from defect of any Product covered by this Warranty.

WESTEEL HEREBY DISCLAIMS, TO THE EXTENT APPLICABLE, ANY AND ALL IMPLIED WARRANTIES OF MERCHANTABILITY AND FITNESS FOR A PARTICULAR PURPOSE. A PURCHASER'S ONLY REMEDIES IN CONNECTION WITH THIS WARRANTY ARE THOSE SET FORTH IN THIS WARRANTY. IN NO EVENT WILL WESTEEL, ITS DEALERS, OR ANY COMPANY AFFILIATED WITH WESTEEL BE LIABLE FOR INCIDENTAL, CONSEQUENTIAL OR PUNITIVE DAMAGES.

Some jurisdictions do not allow waivers of certain warranties, so the above waivers may not apply to you. In that event, any implied warranties are limited in duration to ninety (90) days from delivery of the products. You may also have other rights which vary from jurisdiction to jurisdiction.

7. **Exclusive Warranty.** This warranty is the only warranty provided by Westeel and all other warranties and/or commitments whether express or implied and no matter by whom made, statutory or otherwise, are subsumed and replaced by it and are of no legal effect. If any provision of the warranty is held by a court of competent jurisdiction to be void or unenforceable, in whole or in part, such provision shall be deemed severable and will not affect or impair the legal validity of any other provision of the warranty.

Note: An extended warranty may be available for purchase in respect of certain of the goods (the "Guardian Warranty and Environmental Protection Program"). The terms of the Guardian Warranty and Environmental Protection Program apply only if and when it is purchased. Please contact a Westeel representative should you wish further information on terms and pricing of the Guardian Warranty and Environmental Protection Program.

DISCLAIMERS

External Corrosion

The warranty does not apply if:

- I. Foreign materials have contacted painted surfaces or stainless steel surfaces causing damage and/or allowing for corrosion and/or rust.
- II. The goods have been primed and/or painted by someone other than Westeel.
- III. Threaded material has been scraped or scratched in a manner causing damage and/or allowing for corrosion and/or rust (eg. pipe caps or pumps).

Internal Corrosion

The warranty does not apply if:

- I. The goods are not used solely for the containment of petroleum products, unless otherwise stated in writing and signed off by an authorized representative of Westeel.
- II. All maintenance procedures are not strictly followed. This includes but is not limited to a regular inspection for internal moisture and debris, dents, punctures, leaks and loose or damaged fittings a minimum of once every twelve (12) months.

Loss of Vacuum

The warranty does not apply if:

- I. The purchaser fails to contact Westeel immediately for instructions when vacuum appears to have been lost.
- II. The vacuum has not been checked immediately after transporting to installation site.
- III. The Installation Checklist is not strictly followed and completed, signed and returned to Westeel within fourteen (14) calendar days of the date of delivery.

Underground Tanks

The warranty does not apply if:

- I. The Installation Checklist is not strictly followed and completed, signed and returned to Westeel within thirty (30) calendar days of the date of installation or ninety (90) calendar days of the date of shipment to the purchaser, whichever occurs first.

General

The following disclaimers apply to the goods in all circumstances:

- I. The goods must be installed by a certified installer recognized by local authorities, where applicable, and strictly in accordance with Westeel's Installation Instructions as well as all applicable installation and building codes and accepted trade practices. Without limiting the generality of the foregoing, proper foundation assembly, installation and use solely for the purposes intended as specified in Westeel's published product literature is essential. As well, tank venting for both normal and emergency situations must be installed properly and kept unobstructed at all times.
- II. The goods must be handled at all times (including but not limited to shipping, loading and unloading, positioning) only when empty and must be secured at all times in a manner as specified in the Owners' Manual. Any damage caused during handling is not covered by the warranty.
- III. Any damage caused by foreign debris entering into the tanks, including but not limited to moisture, is not covered by the warranty. It is extremely important for the owner/user to check for foreign debris inside the tank at the time of delivery as well as before commencing use of the goods and regularly during use of the goods. Moisture can cause irreparable damage to the goods including but not limited to a leak due to microbial corrosion. For further information on moisture monitoring and removal you may contact:
 - [Steel Tank Institute \(STI\)](#)
 - [Westeel website](#)
 - [Petroleum Equipment Institute](#)
- IV. Accessories and parts on the goods may not have been manufactured by Westeel ("third party manufactured goods"). Third party manufactured goods are not covered by the warranty. Warranty terms applicable to third party manufactured goods are as per the terms published by the applicable manufacturer. For further information on accessing the website of the applicable manufacturer please contact a Westeel representative.
- V. Modifications made to the goods that have not been approved in writing by an authorized representative of Westeel will result in the warranty being null and void. This will be the case for any and all damages howsoever caused to the goods at any time after the modification has been made.
- VI. The goods must be maintained and used at all times in a manner consistent with all Westeel procedures contained in the Owners' Manual as well as prudent, accepted practice.

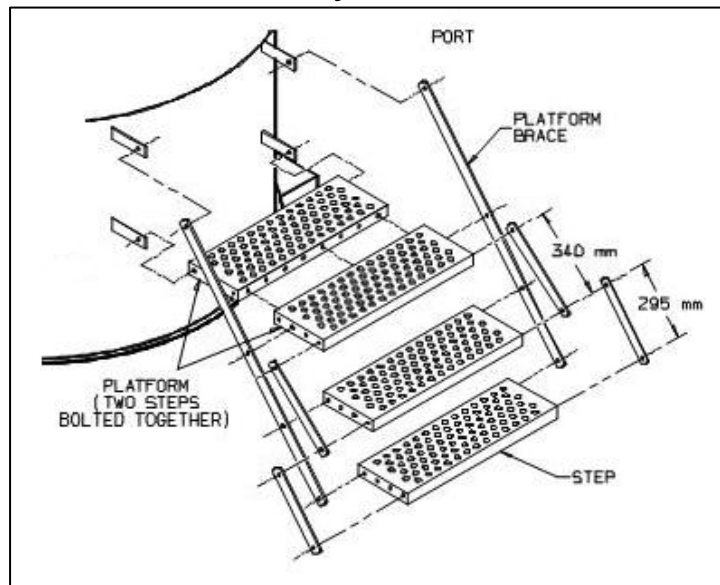
Tank Assembly Instructions

Remove shipping cap / lug from vent fitting on tank. Attach vent cap to one end of vent pipe and thread other end of vent pipe into fitting (*see cover illustration for reference*). Install tank as per tank installation guidelines.

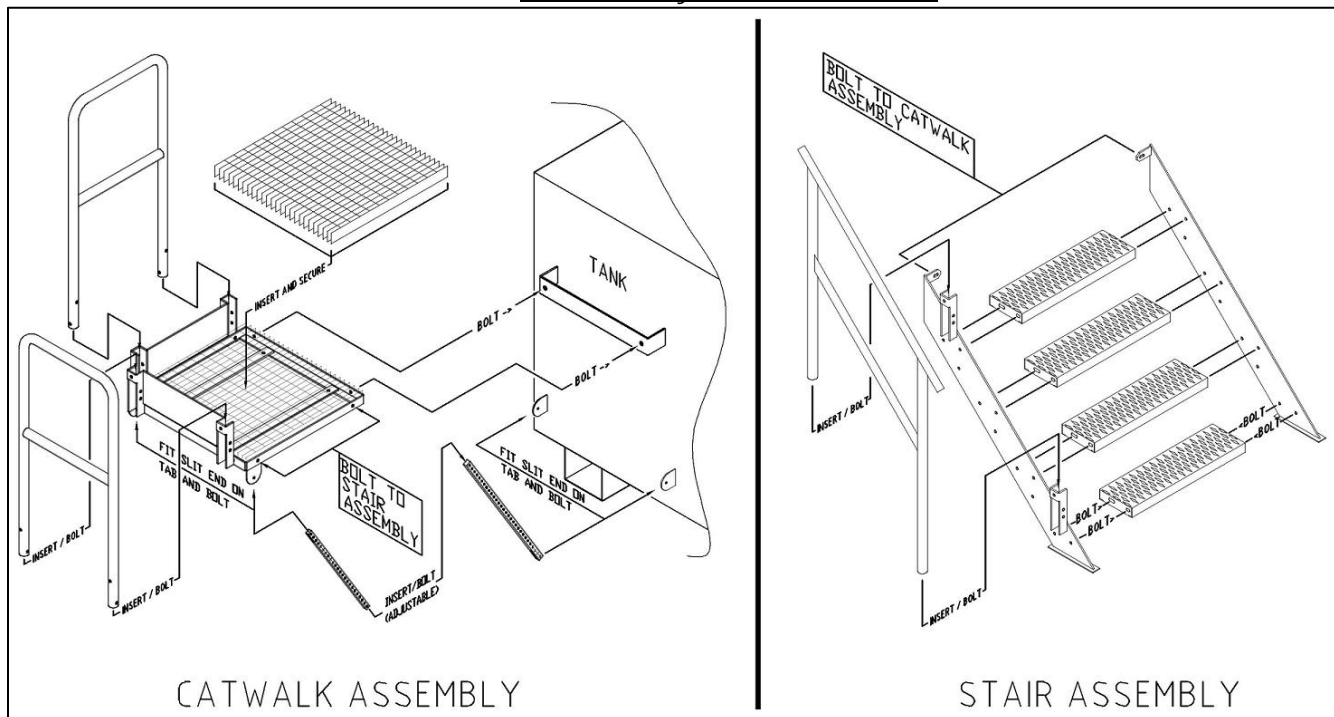
If Your Tank Includes Stairs / Platform

Assemble using included hardware as per example illustrations below. Washers should be used on both sides of bolt when fastening steps together and elsewhere where deemed necessary to protect finish. **Torque all $\frac{1}{2}$ " bolts to 102 N-m (73 ft-lb).**

Stair Assembly for Vertical Tanks



Stair Assembly for Horizontal Tanks



Tank Installation Guidelines

1. Consult the authority having jurisdiction to ensure all Federal, Provincial and Local Codes are met prior to installation.
2. Tank must be installed on a foundation designed to support the weight of the tank plus 110% of its contents. Table 2 gives approximate weight of tanks with product. **NOTE:** Model R-1100 & R-2250 are not intended for installation on loose gravel foundation.

Table 2: TANK AND PRODUCT WEIGHT CHART

Part No.	Style	Volume (L)	Tank Weight		Product Weight*		Combined Weight	
		(MIN)	lb.	kg	lb.	kg	lb.	kg
277737R	Rectangle	1135	700	318	2755	1250	3455	1568
277739R	Rectangle	2400	1210	549	5820	2640	7030	3189
999310W	Rectangle	5000	2650	1202	12125	5500	14775	6702
264903W	Horizontal Cylinder	1295	730	331	3155	1430	3885	1761
264904W	Horizontal Cylinder	2250	980	445	5465	2480	6445	2925
264905W	Horizontal Cylinder	4460	1705	773	10825	4910	12530	5683
284052R	Vertical Cylinder	2500	1750	794	6065	2750	7815	3544
284054R	Vertical Cylinder	4995	3250	1474	12125	5500	15375	6974

* Specific gravity used is 1.00 x 110%.

3. Tank must be protected against impact damage from vehicles in accordance with local regulations. In absence of any guidance, options include concrete filled 6" SCH 40 pipe bollards placed 1.5 m from the tank or standard highway guardrails.
4. Venting shall be in accordance with the requirements of the authority having jurisdiction. All vents shall be equipped with weatherproof hoods and tanks shall be located such that flammable and combustible vapours from vents cannot enter into building ventilation systems or come into contact with ignition sources.
5. Inspect secondary containment on a regular basis to ensure that no water or stored product is accumulating (interstitial space may be checked through interstitial monitoring port). This may be accomplished with liquid sensing devices, which detect fluid levels at a maximum of 50 mm above the bottom of the containment and are connected to an audiovisual enunciator located near personnel workstations. Disposal of any liquid in containment shall be in accordance with requirements of the local authority having jurisdiction.
6. Inspect tank coating yearly and make any repairs necessary in accordance with the coating manufacturer's instructions.
7. Spillbox on the horizontal cylindrical models (16" diameter) is designed to vent under normal conditions, do not seal or place any weights on top the spillbox lid or fill past the bottom of the funnel. If any of these conditions cannot be met, additional normal and emergency venting is required. Contact your Westeel dealer to obtain these venting accessory kits.

Tank volume may be checked through the suction pipe with a dipstick referencing the gauge chart below:

Gauge Depth (cm)	APPROXIMATE VOLUME (L)							
	277737R	277739R	999310W	264903W	264904W	264905W	284052R	284054R
10	164	329	421	73	86	170	201	332
20	365	659	843	201	236	469	402	665
30	579	988	1264	355	422	838	603	997
40	791	1318	1686	524	630	1252	804	1329
50	989	1647	2107	698	854	1695	1005	1662
60	(1100 Max @ 58 cm)	1977	2529	871	1084	2153	1206	1994
70		2306	2950	1034	1316	2613	1407	2326
80		(2400 Max @73 cm)	3372	1177	1544	3065	1608	2659
90			3793	1283	1760	3494	1810	2991
100			4215	(1309 Max @95 cm)	1957	3886	2011	3323
110			4636		2126	4221	2212	3656
120			(5000 Max @120 cm)		2248	4464	2413	3988
130					(2274 Max @124 cm)	(4515 Max @124 cm)	(2533 Max @126 cm)	4320
140								4653
150								4985
								(5184 Max @156 cm)
1 L = 0.220 UK Gal OR 0.264 US Gal								