



# 202165

## Horizontal Support Kit

### Farm U-Trough Bin Unload System

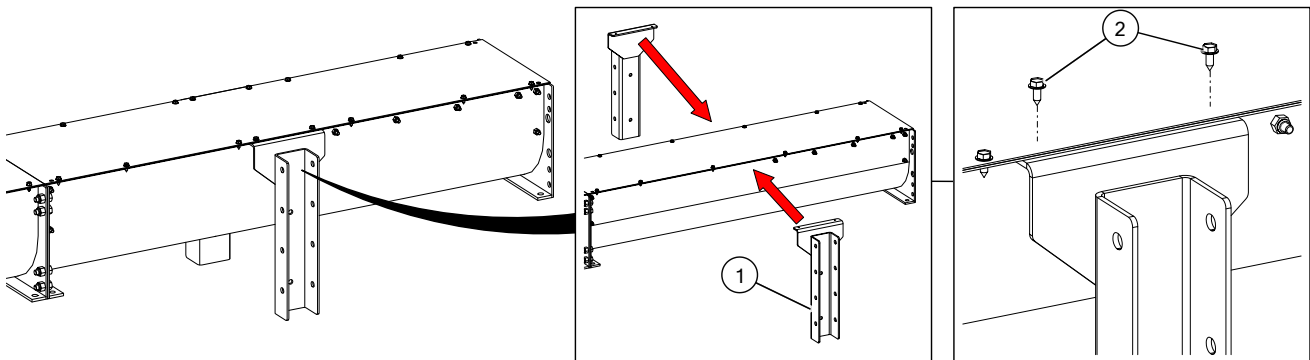
### Installation Instructions

Applicable Models:

Westeel EasyFlow2 U-Trough Models

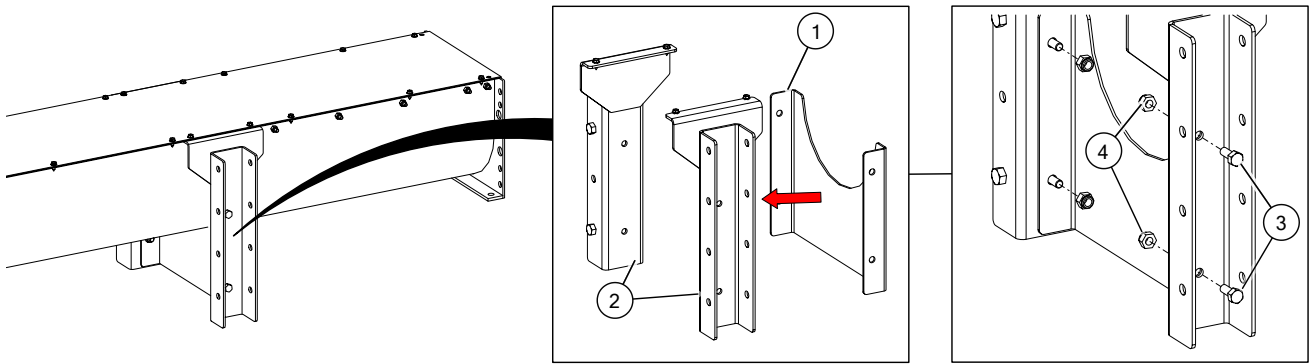
## Installation

### Mounting the C-Channel



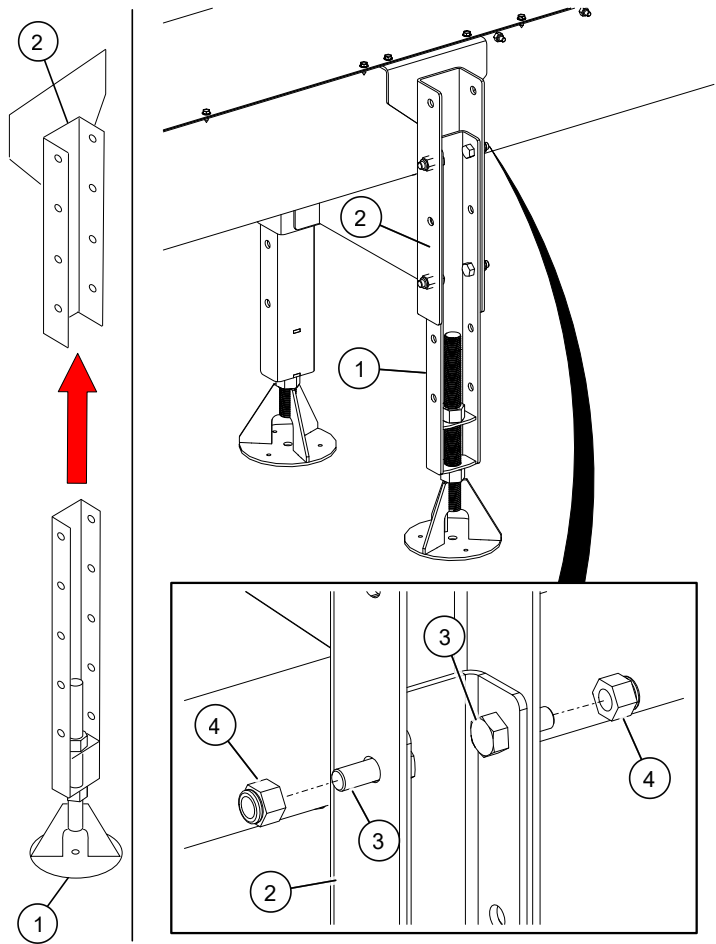
1	C-channel	2	Self-tapping Screw, #14 x 5/8"
---	-----------	---	--------------------------------

Installing the Bottom Flange



1	UT Bottom Flange	3	Bolt, 7/16" x 1"
2	C-channel	4	Nylon Lock Nut, 7/16"

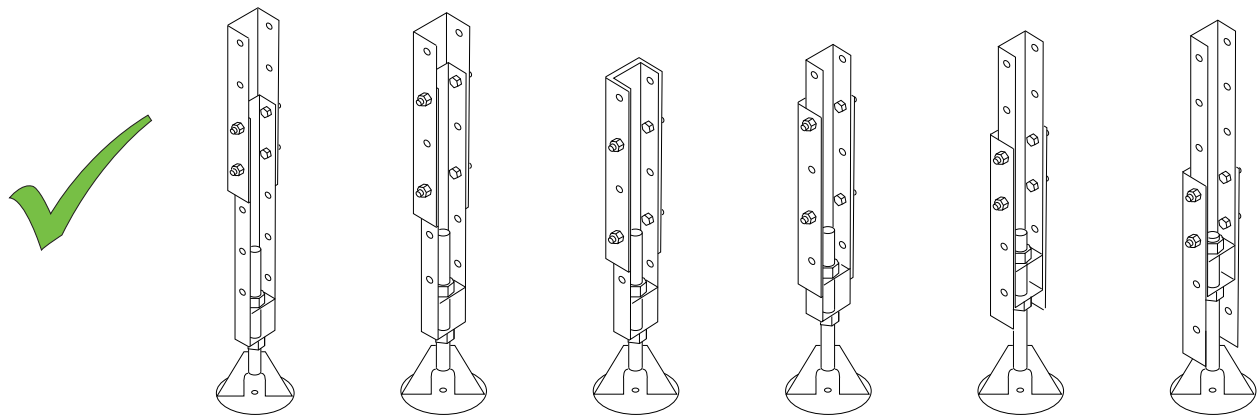
Mounting the Base Assembly



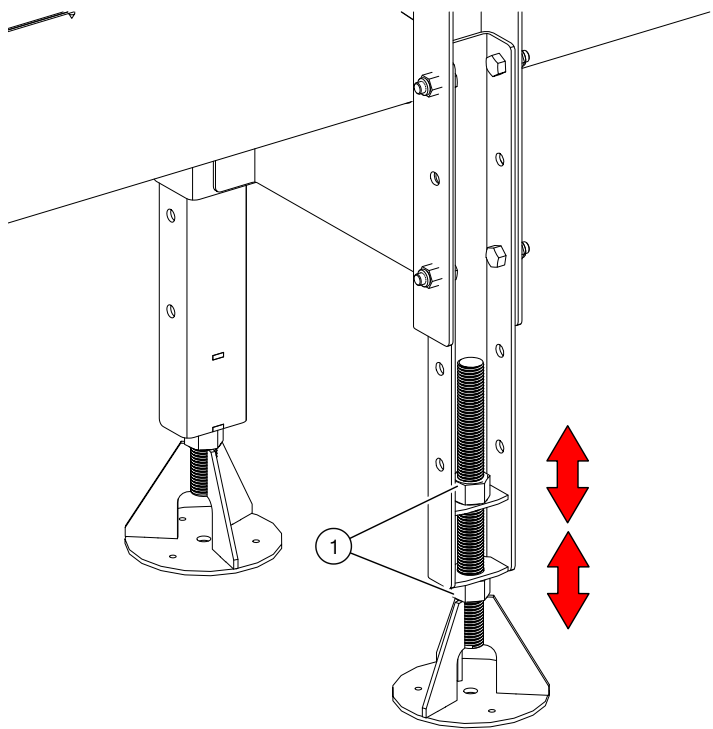
Assembly Notes:

- There are various positions that the C-channels can be adjusted to, depending on the ground surface requirements on site.
- Suggested leg configurations are shown in the image on the next page.

1	Base Assembly
2	C-channel
3	Bolt, 1/2" x 1-1/4"
4	Nylon Lock Nut, 1/2"



**Extending the Base Legs**



**Assembly Notes:**

- Extend base legs until they contact the ground or support blocks.
- Tighten the nuts to secure in place.

1	Hex Nut, 1"
---	-------------

AGI is a leading provider of equipment solutions for agriculture bulk commodities including seed, fertilizer, grain, and feed systems with a growing platform in providing equipment and solutions for food processing facilities. AGI has manufacturing facilities in Canada, the United States, the United Kingdom, Brazil, South Africa, India and Italy and distributes its products globally.



P.O. Box 39, Rosenort, Manitoba, R0G 1W0 Canada  
P 866.467.7207 (Canada & USA) or 204.746.2396 | F 866.768.4852 | E sales@grainaugers.com

AGGROWTH.COM agrowthintl   
©Ag Growth International Inc. 2022 | Printed in Canada