AGI HOPPER BINS

Hopper Bins

AGI hopper bins add even greater flexibility, functionality and value to your grain storage system. Our hopper bins are engineered and manufactured to the same specifications as our grain storage bins. AGI uses 2.66" corrugation on all hopper bin sidewalls. That means outstanding hoop load and wind load performance and more steel per square inch when compared to wider corrugation of the same thickness. Every hopper bin features G-115 galvanization to extend the life and finish of the bin. A sidewall range of 8 gauge to 19 gauge provides many options to match your application.

Stiffeners

Commercial hopper bins use two external stiffeners per sidewall sheet. This approach allows the transfer of tank vertical load down the stiffeners, then down the support columns to the foundation.

The Contractor's Choice

- Precise 7/16" sidewall punching easily accommodates 3/8" bolts to save time during erection.
- Sheet identification includes gauge, supplier, coil and date for quick traceability if needed.
- Bolt-on base angle provides strong finished edge to bin bottom for seal of bin to hopper structure when sealer is added.
- Top-quality fasteners feature JS1000 plating system, SAE Grade 8.2 for maximum shear capacity as well as industry standard washers to seal the bolt to the sidewall.

Roof Systems

Every roof design has been tested for fit at the factory. Roof systems on AGI hopper bins are non-raftered on standard models. Raftered roofs are also available on 30' to 36' (9.1 m to 11.0 m) diameters in the event that additional roof loading is required.

- 30° roof slope sheds debris and snow without adding to overall bin height
- G-115 galvanization is used on all outer roof sheets for up to 27% longer life on components exposed to the elements
- Powered roof exhausters are easily added with troublefree installation on site
- Gooseneck vents with corresponding pre-formed vent opening allow for easier installation
- Three roof panels per sidewall sheet simplify installation

We design and build our hopper bins to stand up to constant use typical in a grain storage operation. That goes double for the working parts of the hopper bottom where grain flows daily.

- Custom outlet heights available to accommodate the installation of auxiliary equipment below the hopper
- Structure finish options include powder-coated or hot-dip galvanized to meet your specific application
- Heavy-duty compression ring transfers load from the bin and hopper into the support structure. The base angle on the bottom of the tank is sealed to the compression ring for a weather-proof connection between tank and hopper
- Heavy I-beam Structure columns engineered to carry the suspended weight of both tank and stored commodity

CONE OPTIONS

CONE DEGREE	AVAILABILITY
60°	Available on 15', 18', 21' models where a steeper cone may be required due to type of commodity being stored
45°	Available for 15' to 24' models for more traditional storage of grains and wet holding applications
40°	Available for 27' to 36' models for more traditional grain storage

Galvanized panels ranging from 12 gauge to 8 gauge. Grade 50 panels are designed to withstand hoop and top tension loads throughout the range of sizes available. Cross braces keep tank evenly braced during loading.



Manual rack and pinion gate controls flow from the tank and comes standard with all commercial hopper tanks.



Shedder plate, supplied with all models, is a component attached to the sidewall at an angle that matches the hopper cone angle. The shedder plate eliminates commodity hang-up where the sidewall connects to the cone.

Heavy base plates welded to the bottom end of the support columns provide a positive attachment to the concrete foundation with proper anchoring.

Cone bottom is ideally designed for full clean-out and to ensure that majority of the product is emptied with minimal carryover.

Aeration

The Rocket

The Rocket is the premium hopper aeration system. Designed to facilitate both conditioning and natural air drying applications.

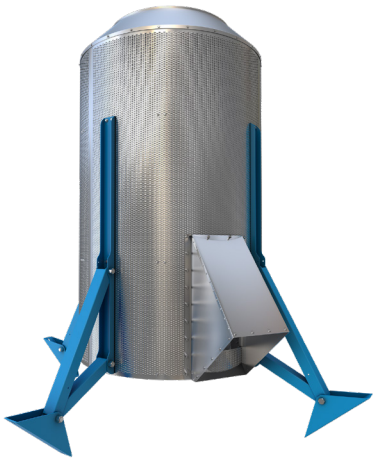

FEATURES

- Air delivery penetrates the core of the bin, where air is most difficult to move
- Provides uniform airflow throughout the grain mass
- Rocket design minimizes additional static pressure created by the duct system
- Greater maximum airflow capacity than other types of duct systems
- Larger grain contact area to distribute air more efficiently into the grain mass
- Hollow center by design to relieve structural pressure during bin unloading
- Smooth louvered surface allows for clean unloading
- Shipped with fold-up legs attached, allowing for easy assembly in the field

The Retro Rocket

The innovative retro rocket allows you to retrofit an existing hopper bin with proven Grain Guard Rocket aeration design.

FEATURES

- Similar performance and advantages of the Rocket
- Unique folding design allows unit to be inserted through the inspection hatch, eliminating need to remove bin wall or cone sheet panels for installation
- Unit features simple detachable hinges, allowing it to come apart and fit through smaller bin openings one section at a time, as well as quick reassembly and installation once inside the bin

GRAIN GUARD HOPPER AERATION SYSTEMS - ROCKETS SPECIFICATIONS (A)

PART #	DESCRIPTION	LOUVERED AREA (SQ. FT.)	CONTACT AREA (SQ. FT.) (C)	AIRFLOW CAPACITY (CFM) (D)	MAX. BIN DIAMETER (FT.)	MAX. BIN WALL HEIGHT (FT.)	MAX. HOPPER ANGLE
GGR-8736	6000 6' Rocket	20	22	2372	14'	16'	40°
GGR-8737	7000 4' Rocket	45	36	3362	19'	30'	40°
GGR-8738	7000 6' Rocket	69	50	4781	19'	30'	40°
GGR-8750	7000 6' HD Rocket	69	50	4781	19'	33'	45°
GGR-8739	7000 8' Rocket	93	64	6170	19'	22'	40°
GGR-8740	8000 4' Rocket	67	59	5514	24'	30'	40°
GGR-8741	8000 6' Rocket	105	80	7671	24'	30'	40°
GGR-8742	8000 8' Rocket	142	102	9783	24'	22'	40°
GGR-8745	8000 8' HD Rocket	142	102	9783	27'	33'	40°
GGR-8743	8000 4' Commercial (B)	67	59	5514	27'	40'	45°
GGR-8744	8000 6' Commercial	105	80	7671	24'/27'	40'/33'	45°
GRS-7004	Retro Rocket 4'	45	30	3546	19'	22'	40°
GRS-7006	Retro Rocket 6'	68	44	4868	19'	22'	40°

A - Specifications are for farm use in aeration or natural air drying applications with 1 or 2 duty cycles per year.
- For use in other applications, please contact the factory for recommendations. (e.g. wet holding bins, high product turns.)

B - Commercial Rockets are used in taller bins, steeper cones, high product turns.
C - Contact area is the area in which the duct makes contact with the grain and can effectively distribute air to the the grain mass.
D - Airflow capacity is calculated at 1000 cfm/sq. ft. open area.

AGI SureTrack

Smart Storage for Your Hard Work

AGI SureTrack delivers value and profit to the ag industry through data technology. SureTrack FARM™ works to help farmers increase value at each stage of the farming cycle, from seed selection to improved crop growth to grain storage management to new market opportunities; while SureTrack PRO™ system helps processors, merchandisers and grain buyers easily source and manage the quality grain they need directly from the farms. The SureTrack system creates traceability within supply chains, better quality management and allows for direct communication to easily contract and schedule deliveries of on-farm ingredients.

BinManager®

BinManager® is an industry leading grain bin management solution, offering a fully automated preservation and conditioning solution. Proper grain storage preserves and conditions grain, helping capture higher profits and creating premium marketing opportunities. As a part of AGI SureTrack, BinManager's integrated hardware and software provides a seamless grain storage management experience. The 3D visuals on the AGI SureTrack® online dashboard, combined with industry-leading customer support, put grain storage and conditioning decisions at your fingertips.

Bulk Feed Tanks

AGI Bulk Feed Tanks are designed for maximum protection, ease-of-use and durability. Our tanks are engineered to withstand the pressures of day-to-day use and with options and features to suit your needs. When it comes to reliable feed tanks, you can trust AGI.

KEY FEATURES

- 40° roof pitch for better feed fill and greater capacity
- Rolled and crimped connections and extended sidewall drip edge for outstanding drip edge
- G-115 galvanized steel wall sheets for extended life of galvanized coating
- Engineered for optimal structural strength
- Precisely manufactured to AGI quality standards

PERFORMANCE ENHANCING FEATURES

Access lid with 200° opening range lays flat to reduce potential damage during fill and provide greater access.

Remote open lid can be opened and closed from the bin's base for extra convenience and safety.

Heavy-duty ladder with top handrail provides extra safety and easy access.



Rolled and crimped connections on the eaves and the hopper-to-sidewall matches corrugation of sidewall for extra strength and protection of contents.

Extended sidewall drip edge directs moisture away from the discharge end of the hopper.

Reliable Performance

Heavy-duty one-piece 10 GA 16" outlet collar provides strength and reliability on the working portion of the bin.



Reinforcing flange adds strength and stability.

Innovative engineering and design features provide the ultimate worker safety, protection of bin contents, strength and stability, and long-term performance of your feed hopper bin.

FEED HOPPER BIN CAPACITIES

	MODEL	MAX CAPACITY (BUSHELS)*	MAX CAPACITY (FT3)	EAVE HEIGHT (FEET)	OVERALL HEIGHT (FEET)	EAVE HEIGHT (MM)	OVERALL HEIGHT (MM)	MAX CAPACITY (M3)**	MAX CAPACITY TONS (US)		MAX CAPACITY TONS (M)	
									40 PCF	45 PCF	640 KG/M	721 KG/M
6 ft. (1.83 M) Diameter **60°**	BFT-6-1-60	114	142	9' 6"	11' 9"	2892	3569	4.0	2.8	3.2	2.6	2.9
	BFT-6-2-60	174	216	12' 2"	14' 5"	3705	4382	6.1	4.3	4.9	3.9	4.4
	BFT-6-3-60	234	291	14' 10"	17' 1"	4518	5194	8.2	5.8	6.5	5.3	5.9
	BFT-6-4-60	294	365	17' 6"	19' 9"	5331	6007	10.3	7.3	8.2	6.6	7.5
7 ft. (2.13 M) Diameter **67°**	BFT-7-1-67	190	237	12' 5"	15' 1"	3783	4589	6.7	4.7	5.3	4.3	4.8
	BFT-7-2-67	272	338	15' 1"	17' 9"	4596	5402	9.6	6.8	7.6	6.1	6.9
	BFT-7-3-67	353	440	17' 9"	20' 5"	5663	6215	12.5	8.8	9.9	8.0	9.0
	BFT-7-4-67	435	541	20' 5"	23' 1"	6221	7208	15.3	10.8	12.2	9.8	11.1
	BFT-7-5-67	517	643	23' 1"	25' 9"	7034	7841	18.2	12.9	14.5	11.6	13.1
	BFT-7-6-67	598	744	25' 9"	28' 5"	7847	8654	21.1	14.9	16.7	13.5	15.2
9 ft. (2.74 M) Diameter **60°**	BFT-9-2-60	456	568	14' 9"	18' 3"	4493	5563	16.1	11.4	12.8	10.3	11.6
	BFT-9-3-60	591	736	17' 5"	20' 11"	5307	6363	20.8	14.7	16.6	13.3	15.0
	BFT-9-4-60	726	904	20' 1"	23' 7"	6118	7188	25.6	18.1	20.3	16.4	18.4
	BFT-9-4-60	861	1071	22' 9"	26' 3"	6931	8001	30.3	21.4	24.1	19.4	21.9
	BFT-9-6-60	996	1239	25' 5"	28' 11"	7744	8814	35.1	24.8	27.9	22.5	25.3
12 ft. (3.66 M) Diameter **60°**	BFT-12-2-60	927	1153	17' 5"	22' 2"	5296	6741	32.7	23.1	25.9	20.9	23.5
	BFT-12-3-60	1167	1451	10' 1"	24' 10"	6109	7553	41.1	29.0	32.7	26.3	29.6
	BFT-12-4-60	1407	1750	22' 9"	27' 6"	6922	8366	49.6	35.0	39.4	31.7	35.7
	BFT-12-5-60	1647	2048	25' 5"	30' 2"	7734	9179	58.0	41.0	46.1	37.1	41.8
	BFT-12-6-60	1886	2347	28' 1"	32' 10"	8547	9992	66.5	46.9	52.8	42.5	47.9

* 1.244 FT3/BU
**35.31 FT3/M3

FARM HOPPER BINS CAPACITIES

	MODEL	MAX CAPACITY (BUSHELS)	MAX CAPACITY (FT3)	EAVE HEIGHT (FEET)	OVERALL HEIGHT (FEET)	EAVE HEIGHT (METERS)	OVERALL HEIGHT (METERS)	MAX CAPACITY (M3)	MAX CAPACITY M/TON CORN	MAX CAPACITY M/TON WHEAT	MAX CAPACITY M/TON RICE
12 ft. (3.66 M) Diameter **45°**	HT-12-2-45	778	913	13' 9 1/8"	17' 2"	4,196	5,228	25.8	20	21	16
	HT-12-3-45	1,032	1,211	16' 5 1/8"	19' 10"	5,009	6,040	34.3	26	28	21
	HT-12-4-45	1,286	1,509	19' 1 1/8"	22' 6"	5,821	6,853	42.7	33	35	26
	HT-12-5-45	1,540	1,808	21' 9 1/8"	25' 2"	6,634	7,666	51.2	39	42	31
	HT-12-6-45	1,795	2,106	24' 5 1/8"	27' 10"	7,447	8,479	59.7	46	49	37
	HT-12-7-45	2,049	2,405	27' 1 1/8"	30' 6"	8,260	9,292	68.1	52	56	42
12 ft. (3.66 M) Diameter **60°**	HT-12-2-60	916	1,075	17' 9 1/2"	21' 2"	5,423	6,455	30.5	23	25	19
	HT-12-3-60	1,171	1,374	20' 5 1/2"	23' 10"	6,236	7,268	38.9	30	32	24
	HT-12-4-60	1,425	1,672	23' 1 1/2"	26' 6"	7,049	8,080	47.4	36	39	29
	HT-12-5-60	1,679	1,971	25' 9 1/2"	29' 2"	7,861	8,893	55.8	43	46	34
	HT-12-6-60	1,933	2,269	28' 5 1/2"	31' 10"	8,674	9,706	64.3	49	53	39
	HT-12-7-60	2,188	2,567	31' 1 1/2"	34' 6"	9,487	10,519	72.7	56	60	45
15 ft. (4.57 M) Diameter **45°**	HT-15-2-45	1,329	1,559	15' 3 1/8"	19' 6"	4,653	5,948	44.2	34	36	27
	HT-15-3-45	1,726	2,026	17' 11 1/8"	22' 2"	5,466	6,761	57.4	44	47	35
	HT-15-4-45	2,123	2,492	20' 7 1/8"	24' 10"	6,279	7,574	70.6	54	58	43
	HT-15-5-45	2,521	2,958	23' 3 1/8"	27' 6"	7,091	8,387	83.8	64	69	51
	HT-15-6-45	2,918	3,424	25' 11 1/8"	30' 2"	7,904	9,200	97.0	74	79	60
	HT-15-7-45	3,315	3,891	28' 7 1/8"	32' 10"	8,717	10,012	110.2	84	90	68
	HT-15-8-45	3,713	4,357	31' 3 1/8"	35' 6"	9,530	10,825	123.4	94	101	76
15 ft. (4.57 M) Diameter **60°**	HT-15-2-60	1,600	1,877	20' 1 7/8"	24' 5"	6,145	7,441	53.2	41	44	33
	HT-15-3-60	1,997	2,344	22' 9 7/8"	27' 1"	6,958	8,253	66.4	51	54	41
	HT-15-4-60	2,394	2,810	25' 5 7/8"	29' 9"	7,771	9,066	79.6	61	65	49
	HT-15-5-60	2,792	3,276	28' 1 7/8"	32' 5"	8,584	9,879	92.8	71	76	57
	HT-15-6-60	3,189	3,742	30' 9 7/8"	35' 1"	9,396	10,692	106.0	81	87	65
	HT-15-7-60	3,586	4,209	33' 5 7/8"	37' 9"	10,209	11,505	119.2	91	98	73
18 ft. (5.49 M) Diameter **45°**	HT-18-2-45	2,077	2,437	16' 10 7/8"	22' 0"	5,155	6,710	69.0	53	57	42
	HT-18-3-45	2,649	3,109	19' 6 7/8"	24' 8"	5,967	7,523	88.0	67	72	54
	HT-18-4-45	3,221	3,780	22' 2 7/8"	27' 4"	6,780	8,336	107.1	82	88	66
	HT-18-5-45	3,793	4,452	24' 10 7/8"	30' 0"	7,593	9,149	126.1	96	103	77
	HT-18-6-45	4,365	5,123	27' 6 7/8"	32' 8"	8,406	9,962	145.1	111	119	89
	HT-18-7-45	4,938	5,795	30' 2 7/8"	35' 4"	9,219	10,774	164.1	125	134	101
	HT-18-8-45	5,510	6,466	32' 10 7/8"	38' 0"	10,031	11,587	183.1	140	150	113
21 ft. (6.40 M) Diameter **45°**	HT-21-2-45	3,049	3,579	18' 1 5/8"	24' 1"	5,528	7,347	101.4	77	83	62
	HT-21-3-45	3,828	4,493	20' 9 5/8"	26' 9"	6,340	8,160	127.2	97	104	78
	HT-21-4-45	4,607	5,407	23' 5 5/8"	29' 5"	7,153	8,973	153.1	117	125	94
	HT-21-5-45	5,386	6,321	26' 1 5/8"	32' 1"	7,966	9,785	179.0	137	147	110
	HT-21-6-45	6,164	7,234	28' 9 5/8"	34' 9"	8,779	10,598	204.9	157	168	126

Specifications and design are subject to change without notice. All bins are designed for the storage of grain and other free-flowing materials weighing up to 52 lbs. per cubic foot (833 kg/m^3). Cubic foot and cubic meter volumes are based on bin fill height 1" below eave level with grain peaked at the center using a 28 degree angle of repose. Maximum bushel capacities and metric ton capacities are based on 6% compaction.

COMMERCIAL HOPPER BINS CAPACITIES

	MODEL	MAX CAPACITY (BUSHELS)	MAX CAPACITY (FT3)	EAVE HEIGHT (FEET)	OVERALL HEIGHT (FEET)	EAVE HEIGHT (METERS)	OVERALL HEIGHT (METERS)	MAX CAPACITY (M3)	MAX CAPACITY M/TON CORN	MAX CAPACITY M/TON WHEAT	MAX CAPACITY M/TON RICE
15 ft. (4.57 M) Diameter **45°**	HTT 15-6	2,963	3,478	25' 9"	30' 0"	7,849	9,144	98	75	81	60
	HTT 15-7	3,360	3,945	28' 5"	32' 8"	8,661	9,957	112	85	91	69
	HTT 15-8	3,757	4,411	31' 1"	35' 4"	9,474	10,770	125	95	102	77
	HTT 15-9	4,154	4,877	33' 9"	38' 0"	10,287	11,582	138	106	113	85
	HTT 15-10	4,551	5,343	36' 5"	40' 8"	11,100	12,395	151	116	124	93
	HTT 15-11	4,948	5,810	39' 1"	43' 4"	11,913	13,208	165	126	135	101
	HTT 15-12	5,346	6,276	41' 9"	46' 0"	12,725	14,021	178	136	146	109
	HTT 15-13	5,743	6,742	44' 5"	48' 8"	13,538	14,834	191	146	156	117
	HTT 15-14	6,140	7,208	47' 1"	51' 4"	14,351	15,646	204	156	167	125
	HTT 15-15	6,537	7,675	49' 9"	54' 0"	15,164	16,459	217	166	178	133
15 ft. (4.57 M) Diameter **60°**	HTT 15-6	3,234	3,797	30' 6"	34' 9"	9,296	10,592	108	82	88	66
	HTT 15-7	3,631	4,263	33' 2"	37' 5"	10,109	11,405	121	92	99	74
	HTT 15-8	4,028	4,729	35' 10"	40' 1"	10,922	12,217	134	102	110	82
	HTT 15-9	4,425	5,195	38' 6"	42' 9"	11,735	13,030	147	112	120	90
	HTT 15-10	4,822	5,662	41' 2"	45' 5"	12,548	13,843	160	123	131	98
	HTT 15-11	5,220	6,128	43' 10"	48' 1"	13,360	14,656	174	133	142	107
	HTT 15-12	5,617	6,594	46' 6"	50' 9"	14,173	15,469	187	143	153	115
	HTT 15-13	6,014	7,060	49' 2"	53' 5"	14,986	16,281	200	153	164	123
	HTT 15-14	6,411	7,527	51' 10"	56' 1"	15,799	17,094	213	163	175	131
18 ft. (5.49 M) Diameter **45°**	HTT 18-6	4,430	5,200	27' 4"	32' 5"	8,331	9,887	147	113	121	90
	HTT 18-7	5,002	5,872	30' 0"	35' 1"	9,144	10,700	166	127	136	102
	HTT 18-8	5,573	6,543	32' 8"	37' 9"	9,957	11,513	185	142	152	114
	HTT 18-9	6,145	7,215	35' 4"	40' 5"	10,770	12,325	204	156	167	125
	HTT 18-10	6,717	7,886	38' 0"	43' 1"	11,582	13,138	223	171	183	137
	HTT 18-11	7,289	8,558	40' 8"	45' 9"	12,395	13,951	242	185	198	149
	HTT 18-12	7,861	9,229	43' 4"	48' 5"	13,208	14,764	261	200	214	161
	HTT 18-13	8,433	9,901	46' 0"	51' 1"	14,021	15,577	280	214	230	172
	HTT 18-14	9,005	10,572	48' 8"	53' 9"	14,834	16,389	299	229	245	184
	HTT 18-15	9,577	11,243	51' 4"	56' 5"	15,646	17,202	318	243	261	196
	HTT 18-16	10,149	11,915	54' 0"	59' 1"	16,459	18,015	337	258	276	207
	HTT 18-17	10,721	12,586	56' 8"	61' 9"	17,272	18,828	356	272	292	219
18 ft. (5.49 M) Diameter **60°**	HTT 18-6	4,898	5,751	33' 3"	38' 4"	10,135	11,690	163	124	133	100
	HTT 18-7	5,470	6,422	35' 11"	41' 0"	10,947	12,503	182	139	149	112
	HTT 18-8	6,042	7,093	38' 7"	43' 8"	11,760	13,316	201	154	164	123
	HTT 18-9	6,614	7,765	41' 3"	46' 4"	12,573	14,129	220	168	180	135
	HTT 18-10	7,186	8,436	43' 11"	49' 0"	13,386	14,942	239	183	196	147
	HTT 18-11	7,758	9,108	46' 7"	51' 8"	14,199	15,754	258	197	211	158
	HTT 18-12	8,330	9,779	49' 3"	54' 4"	15,011	16,567	277	212	227	170
	HTT 18-13	8,902	10,451	51' 11"	57' 0"	15,824	17,380	296	226	242	182
	HTT 18-14	9,473	11,122	54' 7"	59' 8"	16,637	18,193	315	241	258	193
	HTT 18-15	10,045	11,793	57' 3"	62' 4"	17,450	19,006	334	255	273	205

TYPICAL GRAIN DENSITIES - WHEAT: Approximately 772 kg/m^3 (48.2 lb/ft^3) I CORN: Approximately 721 kg/m^3 (45 lb/ft^3) I RICE: Approximately 579 kg/m^3 (36.1 lb/ft^3)

COMMERCIAL HOPPER BINS CAPACITIES

	MODEL	MAX CAPACITY (BUSHELS)	MAX CAPACITY (FT3)	EAVE HEIGHT (FEET)	OVERALL HEIGHT (FEET)	EAVE HEIGHT (METERS)	OVERALL HEIGHT (METERS)	MAX CAPACITY (M3)	MAX CAPACITY M/TON CORN	MAX CAPACITY M/TON WHEAT	MAX CAPACITY M/TON RICE
21 ft. (6.40 M) Diameter **45°**	HTT 21-6-45	6252	7340	28' 4"	34' 4"	8.64	10.46	208	159	170	128
	HTT 21-7-45	7030	8253	31'	37'	9.46	11.28	234	179	191	143
	HTT 21-8-45	7809	9167	33' 8"	39' 8"	10.27	12.09	260	198	212	159
	HTT 21-9-45	8587	10081	36' 4"	42' 4"	11.08	12.90	285	218	234	175
	HTT 21-10-45	9365	10995	39'	45'	11.90	13.71	311	238	255	191
	HTT 21-11-45	10144	11909	41' 8"	47' 8"	12.71	14.53	337	258	276	207
	HTT 21-12-45	10922	12823	44' 4"	50' 4"	13.52	15.34	363	278	297	223
	HTT 21-13-45	11701	13737	47'	53'	14.33	16.15	389	297	318	239
	HTT 21-14-45	12479	14651	49' 8"	55' 8"	15.15	16.97	415	317	339	255
	HTT 21-15-45	13258	15565	52' 4"	58' 4"	15.96	17.78	441	337	361	270
	HTT 21-16-45	14036	16478	55'	61'	16.77	18.59	467	357	382	286
	HTT 21-17-45	14814	17392	57' 8"	63' 8"	17.58	19.40	492	376	403	302
	HTT 21-18-45	15593	18306	60' 4"	66' 4"	18.40	20.22	518	396	424	318
	HTT 21-19-45	16371	19220	63'	69'	19.21	21.03	544	416	445	334
21 ft. (6.40 M) Diameter **60°**	HTT 21-6-60	6996	8213	35' 8"	41' 8"	10.88	12.70	233	178	190	143
	HTT 21-7-60	7774	9127	38' 4"	44' 4"	11.69	13.51	258	198	211	159
	HTT 21-8-60	8552	10041	41'	47'	12.51	14.33	284	217	233	175
	HTT 21-9-60	9331	10955	43' 8"	49' 8"	13.32	15.14	310	237	254	190
	HTT 21-10-60	10109	11869	46' 4"	52' 4"	14.13	15.95	336	257	275	206
	HTT 21-11-60	10888	12782	49'	55'	14.95	16.76	362	277	296	222
	HTT 21-12-60	11666	13696	51' 8"	57' 8"	15.76	17.58	388	296	317	238
	HTT 21-13-60	12445	14610	54' 4"	60' 4"	16.57	18.39	414	316	339	254
	HTT 21-14-60	13223	15524	57'	63'	17.38	19.20	440	336	360	270
	HTT 21-15-60	14002	16438	59' 8"	65' 8"	18.20	20.02	465	356	381	286
	HTT 21-16-60	14780	17352	62' 4"	68' 4"	19.01	20.83	491	376	402	302
	HTT 21-17-60	15558	18266	65'	71'	19.82	21.64	517	395	423	317
24 ft. (7.32 M) Diameter **45°**	HTT 24-6-45	8456	9927	31' 1"	37' 11"	9.48	11.56	281	215	230	173
	HTT 24-7-45	9473	11121	33' 9"	40' 7"	10.29	12.37	315	241	258	193
	HTT 24-8-45	10489	12315	36' 5"	43' 3"	11.10	13.19	349	267	285	214
	HTT 24-9-45	11506	13508	39' 1"	45' 11"	11.92	14.00	383	292	313	235
	HTT 24-10-45	12523	14702	41' 9"	48' 7"	12.73	14.81	416	318	341	256
	HTT 24-11-45	13540	15896	44' 5"	51' 3"	13.54	15.63	450	344	368	276
	HTT 24-12-45	14556	17089	47' 1"	53' 11"	14.36	16.44	484	370	396	297
	HTT 24-13-45	15573	18283	49' 9"	56' 7"	15.17	17.25	518	396	424	318
	HTT 24-14-45	16590	19477	52' 5"	59' 3"	15.98	18.06	552	422	451	338
	HTT 24-15-45	17606	20670	55' 1"	61' 11"	16.79	18.88	585	447	479	359
	HTT 24-16-45	18623	21864	57' 9"	64' 7"	17.61	19.69	619	473	507	380
	HTT 24-17-45	19640	23058	60' 5"	67' 3"	18.42	20.50	653	499	534	401
	HTT 24-18-45	20657	24251	63' 1"	69' 11"	19.23	21.32	687	525	562	421
	HTT 24-19-45	21673	25445	65' 9"	72' 7"	20.05	22.13	721	551	590	442
27 ft. (8.23 M) Diameter **40°**	HTT 27-6-40	10722	12588	30' 9"	38' 5"	9.37	11.72	356	272	292	219
	HTT 27-7-40	12009	14099	33' 5"	41' 1"	10.19	12.53	399	305	327	245
	HTT 27-8-40	13296	15609	36' 1"	43' 9"	11.00	13.34	442	338	362	271
	HTT 27-9-40	14582	17120	38' 9"	46' 5"	11.81	14.16	485	371	397	298
	HTT 27-10-40	15869	18631	41' 5"	49' 1"	12.62	14.97	528	403	432	324
	HTT 27-11-40	17156	20141	44' 1"	51' 9"	13.44	15.78	570	436	467	350
	HTT 27-12-40	18443	21652	46' 9"	54' 5"	14.25	16.60	613	469	502	376
	HTT 27-13-40	19730	23163	49' 5"	57' 1"	15.06	17.41	656	501	537	403
	HTT 27-14-40	21016	24674	52' 1"	59' 9"	15.88	18.22	699	534	572	429
	HTT 27-15-40	22303	26184	54' 9"	62' 5"	16.69	19.03	741	567	607	455
	HTT 27-16-40	23590	27695	57' 5"	65' 1"	17.50	19.85	784	599	642	481
	HTT 27-17-40	24877	29206	60' 1"	67' 9"	18.31	20.66	827	632	677	508
	HTT 27-18-40	26164	30717	62' 9"	70' 5"	19.13	21.47	870	665	712	534
	HTT 27-19-40	27450	32227	65' 5"	73' 1"	19.94	22.29	913	697	747	560

Specifications and design are subject to change without notice. All bins are designed for the storage of grain and other free-flowing materials weighing up to 52 lbs. per cubic foot (833 kg/m^3). Cubic foot and cubic meter volumes are based on bin fill height 1" below eave level with grain peaked at the center using a 28 degree angle of repose. Maximum bushel capacities and metric ton capacities are based on 6% compaction.

COMMERCIAL HOPPER BINS CAPACITIES

	MODEL	MAX CAPACITY (BUSHELS)	MAX CAPACITY (FT3)	EAVE HEIGHT (FEET)	OVERALL HEIGHT (FEET)	EAVE HEIGHT (METERS)	OVERALL HEIGHT (METERS)	MAX CAPACITY (M3)	MAX CAPACITY M/TON CORN	MAX CAPACITY M/TON WHEAT	MAX CAPACITY M/TON RICE
30 ft. (9.15 M) Diameter **40°**	HTT 30-6-40	13643	16017	32'	40' 7"	9.75	12.36	454	347	371	278
	HTT 30-7-40	15232	17882	34' 8"	43' 3"	10.57	13.17	506	387	414	311
	HTT 30-8-40	16821	19748	37' 4"	45' 11"	11.38	13.99	559	427	458	343
	HTT 30-9-40	18409	21613	40'	48' 7"	12.19	14.80	612	468	501	376
	HTT 30-10-40	19998	23478	42' 8"	51' 3"	13.00	15.61	665	508	544	408
	HTT 30-11-40	21586	25343	45' 4"	53' 11"	13.82	16.42	718	548	587	440
	HTT 30-12-40	23175	27208	48'	56' 7"	14.63	17.24	770	589	630	473
	HTT 30-13-40	24764	29073	50' 8"	59' 3"	15.44	18.05	823	629	674	505
	HTT 30-14-40	26352	30938	53' 4"	61' 11"	16.26	18.86	876	670	717	538
	HTT 30-15-40	27941	32803	56'	64' 7"	17.07	19.68	929	710	760	570
	HTT 30-16-40	29530	34668	58' 8"	67' 3"	17.88	20.49	982	750	803	603
	HTT 30-17-40	31118	36533	61' 4"	69' 11"	18.69	21.30	1035	791	847	635
	HTT 30-18-40	32707	38399	64'	72' 7"	19.51	22.11	1087	831	890	667
	HTT 30-19-40	34296	40264	66' 8"	75' 3"	20.32	22.93	1140	871	933	700
33 ft. (10.06 M) Diameter **40°**	HTT 33-6-40	17000	19958	33' 4"	42' 9"	10.15	13.03	565	432	462	347
	HTT 33-7-40	18922	22215	36'	45' 5"	10.97	13.84	629	481	515	386
	HTT 33-8-40	20844	24472	38' 8"	48' 1"	11.78	14.66	693	530	567	425
	HTT 33-9-40	22767	26728	41' 4"	50' 9"	12.59	15.47	757	578	619	465
	HTT 33-10-40	24689	28985	44'	53' 5"	13.40	16.28	821	627	672	504
	HTT 33-11-40	26611	31242	46' 8"	56' 1"	14.22	17.09	885	676	724	543
	HTT 33-12-40	28533	33499	49' 4"	58' 9"	15.03	17.91	949	725	776	582
	HTT 33-13-40	30456	35755	52'	61' 5"	15.84	18.72	1012	774	829	621
	HTT 33-14-40	32378	38012	54' 8"	64' 1"	16.66	19.53	1076	823	881	661
	HTT 33-15-40	34300	40269	57' 4"	66' 9"	17.47	20.34	1140	871	933	700
	HTT 33-16-40	36222	42526	60'	69' 5"	18.28	21.16	1204	920	985	739
	HTT 33-17-40	38145	44782	62' 8"	72' 1"	19.09	21.97	1268	969	1038	778
	HTT 33-18-40	40067	47039	65' 4"	74' 9"	19.91	22.78	1332	1018	1090	818
	HTT 33-19-40	41989	49296	68'	77' 5"	20.72	23.60	1396	1067	1142	857
36 ft. (10.97 M) Diameter **40°**	HTT 36-6-40	20816	24438	34' 7"	44' 10"	10.54	13.68	692	529	566	425
	HTT 36-7-40	23104	27124	37' 3"	47' 6"	11.35	14.49	768	587	629	471
	HTT 36-8-40	25391	29810	39' 11"	50' 2"	12.17	15.30	844	645	691	518
	HTT 36-9-40	27679	32496	42' 7"	52' 10"	12.98	16.12	920	703	753	565
	HTT 36-10-40	29967	35181	45' 3"	55' 6"	13.79	16.93	996	761	815	611
	HTT 36-11-40	32254	37867	47' 11"	58' 2"	14.60	17.74	1072	819	877	658
	HTT 36-12-40	34542	40553	50' 7"	60' 10"	15.42	18.55	1148	878	940	705
	HTT 36-13-40	36830	43238	53' 3"	63' 6"	16.23	19.37	1224	936	1002	751
	HTT 36-14-40	39117	45924	55' 11"	66' 2"	17.04	20.18	1300	994	1064	798
	HTT 36-15-40	41405	48610	58' 7"	68' 10"	17.86	20.99	1376	1052	1126	845
	HTT 36-16-40	43693	51296	61' 3"	71' 6"	18.67	21.80	1453	1110	1189	891
	HTT 36-17-40	45980	53981	63' 11"	74' 2"	19.48	22.62	1529	1168	1251	938
	HTT 36-18-40	48268	56667	66' 7"	76' 10"	20.29	23.43	1605	1226	1313	985
	HTT 36-19-40	50555	59353	69' 3"	79' 6"	21.11	24.24	1681	1284	1375	1032

TYPICAL GRAIN DENSITIES - WHEAT: Approximately 772 kg/m^3 (48.2 lb/ft^3) I CORN: Approximately 721 kg/m^3 (45 lb/ft^3) I RICE: Approximately 579 kg/m^3 (36.1 lb/ft^3)



AGI is a leading provider of equipment solutions for agriculture bulk commodities including seed, fertilizer, grain, and feed systems with a growing platform in providing equipment and solutions for food processing facilities. AGI has manufacturing facilities in Canada, the United States, the United Kingdom, Brazil, India and Italy and distributes its products globally.

198 Commerce Drive, Winnipeg, Manitoba, Canada R3P 0Z6
P 1+308.384.9320 | **F** 1+308.389.5253 | 800.247.6621 | sales@mfsyork.com | aggrowth.com/mfs