

# TELESCOPIC & SWING AWAY GRAIN AUGERS



# Higher Capacity is Just the Beginning

There's an ideal AGI GrainMaxx Telescopic Swing Away Auger for your operation.

## **5000 SERIES**

85' | 95' Length

13" Auger with advanced lift system complete with standard swing auger

All AGI GrainMaxx augers feature high capacity long wear life UltraFlyte™ flighting with a concave face.



## **6000 SERIES**

85' | 95' | 105' Lengths

13" Auger with 14" TELESCOPIC Swing Auger

Telescopic reach-retract and posi-drive mover controls position for easy access





Take the "hard" out of the hard work with AGI GrainMaxx Telescopic & Swing Away Grain Augers

## **7000 SERIES**

**85' | 95' | 105' Lengths**

**14" Auger with 14" TELESCOPIC swing auger**

Internal drives on this 14" high capacity auger, requires a 1000 RPM PTO.



## **8000 SERIES**

**105' Length**

**16" Auger complete with 16" TELESCOPIC Swing Away Auger**

A-frame undercarriage is built with commercial strength steel to withstand bowing and maintain proper tube alignment.



### Advanced Series Lift System

The 5000, 6000 and 7000 Series GrainMaxx Swing Away Augers come with the Advanced Series dual cylinder lift system, with heavy duty undercarriage and frame.


The Advanced Series Lift System significantly increases the maximum spout height of the GrainMaxx augers and increases the overall stability with the new longer 95' and 105' lengths.

The Advanced Series Lift System also lowers the overall height of the auger for safer transport, ranging from as low as 11' to a maximum of 13' high for the 105' length.



### Easy Access Service Doors

You will find large access service doors at the hopper pivot, the swing auger universal joints, the top of the swing tube and on both sides of the boot to ensure ease of maintaining universal joints, chain couplers and thorough cleaning. The hopper rotates in transport position for ease of cleaning and to keep rain and snow from accumulating in the bottom.



### Low-Profile Self-Levelling Hopper

#### 5000 Series

The large 60" x 39" hopper stays flat to the ground on all four wheels, maintaining a level 15" height front to back. The single drag flight ensures smooth grain transition and high capacity and very low maintenance.

Add the optional hydraulic drive wheel mover kit for effortless hopper positioning.



### Easily Raise & Lower Swing Auger

The 5000, 6000, 7000 and 8000 Series come standard with a hydraulic winch to raise and lower the swing hopper to and from transport position. No more back-breaking hand cranking!



### Adjustable Axles

All GrainMaxx Swing Away Augers are equipped with adjustable axles. Jack up each wheel with the auger's hand jack and slide the axles from the transport width of 12'4", out to 13'8" (outside of tire) for increased operating stability.



### Telescopic Drive System

The telescopic swing away features a mechanical drive mounted either left or right side on 6000 Series.

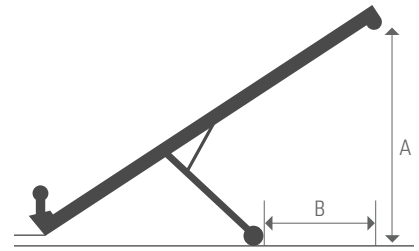
The 7000 and 8000 Series features internal drive allow both left and right swing.



**Exclusive External Mechanical Drive**

**5000 & 6000 Series**

With the swing auger gear boxes mounted and driven externally on all GrainMaxx augers, they do not restrict grain flow, ensuring maximum bushel capacity. Monitor drive lines, u-joints and seals and perform preventative maintenance easily. Order left or right side mount. Dual Gear Box Mount option available to switch from left to right side as required.



**HEIGHT | REACH | SPECIFICATIONS**

SIZE	UP		DOWN		
	A	B	A	B	
<b>5000</b>	85'	51' 6"	28'	11'	35'
	95'	56' 6"	37'	12'	44'
<b>6000</b>	85'	51' 6"	28'	11'	35'
	95'	56' 6"	37'	12'	44'
	105'	61' 6"	45'	13'	55'
<b>7000</b>	85'	51'	28'	11'	35'
	95'	56' 6"	37'	12'	44'
	105'	61'	45'	13'	55'

**Telescopic Reach & Retract**

The 6000, 7000 and 8000 Series telescopic swing away features an innovative system that allows you to retract the swing hopper out of the way to spot the grain trailer and then hydraulically reach it under the trailer to unload. The swing auger is positioned with easy access hydraulic controls to move the hopper side to side with large Posi-Drive mover wheels, as well as to reach and retract the swing auger into place.



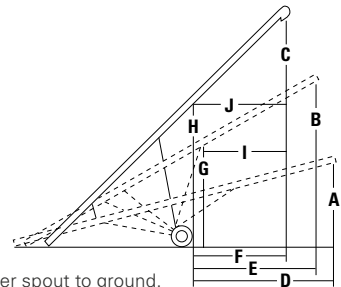
**8000 SERIES**

**GMX86105**

TUBE GAUGE	10 GA
TUBE CONNECTORS	¼" (0.6cm) Angle Flange
MAIN FLIGHTING	15" (38.1cm) x ¼" (0.6cm) Stretched & Welded
REINFORCED FLIGHTING/EDGE	¼" (0.6cm) Main Flighting with reinforced flighting on Critical Grain Transfer Points (Boot Flight: ¼" (0.6cm) plus 10 GA reinforced edge = 5/16" (0.8cm)
FLIGHTING SHAFT	3.5" (8.9cm) x 11 GA Tubing; Square Flight Connector
UPPER BEARING	2" (5.1cm) Pillow Block Greaseable Ball Bearings
SPEED REDUCER GEARBOX	Enclosed, Cast Casing, 1000 RPM Reducing Gearbox (540 RPM) with Reversing Capability
TUBE TRUSSING	3.5" (8.9cm) x 11 GA Tubing; ½" (1.3cm) Cable Stays
HYDRAULIC LIFT	2 x 6.5" (16.5cm) Bore Cylinders; ½" (1.3cm) Aircraft Cable
UNDERCARRIAGE	4" (10.2cm) x 8" (20.3cm) HSS Tubing
AXLE	4" (10.2cm) x 4" (10.2cm) x 3/16" (0.5cm) Tubing; 4" (10.2cm) x 4" (10.2cm) x ¼" (0.6cm) on Extensions
HUB	8-Bolt Agricultural Type
TIRES	22.5" (57.2cm) Agricultural Tires
PTO SHAFT	55E Double CV with 2-Bolt Shear
PARKING JACK	12,000 lbs. (5445.1kg)
LOW PROFILE HOPPER DIMENSIONS	68" Length (172.7cm) x 48" Width (121.9cm) x 11" Height (27.9cm)
PSI REQUIRED TO RAISE AUGER	1700 PSI (117.2 bar)
HP REQUIRED (WITH DRY WHEAT)	200 HP (149.1 kW)
WHEEL TREAD	148" - 182" (4511 - 5547.4cm)
TRANSPORT HEIGHT (18" HITCH)	13' 8" (4.2m)

**HEIGHT | REACH | WHEEL | SPECIFICATIONS**

	A	B	C	D	E	F	G	H	I	J
	HEIGHT LOWERED	HEIGHT HALFWAY	HEIGHT RAISED	REACH LOWERED	REACH HALFWAY	REACH RAISED	HEIGHT AT LIFTARMS	HEIGHT AT WHEELS	REACH TO LIFTARMS	REACH TO WHEELS
GMX86105	10' 7" (3.3m)	41' 9" (12.8m)	75' 6" (23m)	52' 9" (16.1m)	49' 9" (15.2m)	41' 1" (12.5m)	26' 4" (8m)	32' 5" (9.9m)	32' 9" (10m)	41' 7" (12.7m)




Heights measured from bottom of auger spout to ground.

**SERIES**

	5000	6000 TELESCOPIC	7000 TELESCOPIC
SIZE/HP	<ul style="list-style-type: none"> <li>13' x 85' – 100 hp, 180 bpm capacity</li> <li>13' x 95' – 115 hp, 180 bpm capacity</li> </ul>	<ul style="list-style-type: none"> <li>13' x 85' – 100 hp, 180 bpm capacity</li> <li>13' x 95' – 120 hp, 180 bpm capacity</li> <li>13' x 105' – 120 hp, 180 bpm capacity</li> </ul>	<ul style="list-style-type: none"> <li>14' x 85' – 160 - 180 hp, 235 bpm to 250 bpm capacity</li> <li>14' x 95' – 180 hp, 235 bpm to 250 bpm capacity</li> <li>14' x 105' – 180 - 200 hp, 235 bpm to 250 bpm capacity</li> </ul>
UNDERCARRIAGE	<ul style="list-style-type: none"> <li>Advanced Lift System with dual</li> <li>4" lift cylinders, and 6" x 3"</li> <li>rectangular steel tubing with truss</li> <li>4' x 3" rectangular steel tubing frame</li> <li>235 x 85 R16 highway speed rated</li> <li>12' 4" transport width</li> <li>13' 8" width with axles adjusted out</li> </ul>	<ul style="list-style-type: none"> <li>Advanced Lift System with dual</li> <li>4" lift cylinders, and 6" x 3"</li> <li>rectangular steel tubing with truss</li> <li>4' x 3" rectangular steel tubing frame</li> <li>235 x 85 R16 highway speed rated</li> <li>12' 4" transport width</li> <li>13' 8" width with axles adjusted out</li> </ul>	<ul style="list-style-type: none"> <li>Advanced Lift System with dual 4" lift cylinders, and 6" x 3" rectangular steel tubing with truss</li> <li>4' x 3" rectangular steel tubing frame</li> <li>235 x 85 R16 highway speed rated</li> <li>12' 4" transport width</li> <li>13' 8" width with axles adjusted out</li> </ul>
MAIN AUGER	<ul style="list-style-type: none"> <li>Heavy duty 12 gauge tubing</li> <li>High capacity concave ¼" UltraFlyte™ with first 5' ¾" thickness</li> <li>Heavy duty 2" top and bottom bearings</li> <li>Heavy steel 6" channel welded to bottom of tube for extra stability</li> <li>Trusses: ½" spanning 3 support</li> <li>540 RPM PTO, shear pin protected, 50° CV joint on the auger end, 55 series HD PTO is standard</li> <li>Two position hitch to keep the 'boot' lower when auger is elevated to the highest point</li> <li>Boot section clean out doors, both sides</li> <li>Restriction valve to control lowering spd</li> <li>Safety shut-off valve on lift system</li> </ul>	<ul style="list-style-type: none"> <li>Heavy duty 12 gauge tubing</li> <li>High capacity concave ¼" UltraFlyte™ with first 5' ¾" thickness</li> <li>Heavy duty 2" top and bottom bearings</li> <li>Heavy steel 6" channel welded to bottom of tube for extra stability</li> <li>Trusses: ½" spanning 3 support</li> <li>540 RPM PTO, shear pin protected, 50° CV joint on the auger end, 55 series HD PTO is standard</li> <li>Two position hitch to keep the 'boot' lower when auger is elevated to the highest point</li> <li>Boot section clean out doors, both sides</li> <li>Restriction valve to control lowering spd</li> <li>Safety shut-off valve on lift system</li> </ul>	<ul style="list-style-type: none"> <li>Heavy duty 12 gauge tubing</li> <li>High capacity concave ¼" UltraFlyte™ with first 5' ¾" thickness</li> <li>Heavy duty 2" top bearing</li> <li>Heavy steel 6" channel welded to bottom of tube for extra stability</li> <li>Trusses: ½" spanning 3 supports</li> <li>1000 RPM PTO, shear pin protected, dual 50° CV joint</li> <li>Two position hitch to keep the 'boot' lower when auger is elevated to the highest point</li> <li>Boot section clean out door</li> <li>Restriction valve to control lowering spd</li> <li>Safety shut-off valve on lift system</li> </ul>
SWING AUGER	<ul style="list-style-type: none"> <li>Large 60" x 39" self levelling, pivoting hopper, 15" height, rotates for easy clean-out and weather protection</li> <li>Single 11" drag auger in hopper - highcapacity, smooth grain transition from hopper to tube</li> <li>Hydraulic winch to raise/lower swing auger</li> <li>50° CV U-joints at both ends of swing auger drive shaft for good range of motion and smooth operation</li> <li>4 large 15" x 5" ATV wheels on hopper</li> <li>Order swing auger left or right mounted OR order optional Dual Gear Box Mount for either left or right auger operation</li> <li>#80 chain and sprockets</li> <li>External mount gear boxes for ease of maintenance and repair</li> </ul>	<ul style="list-style-type: none"> <li>14" telescopic swing auger</li> <li>Hydraulic Lock on retracting mechanism</li> <li>Large 40" x 66" hopper, 15" height, hydraulically-pivoting hopper, rotates for easy clean out and weather protection</li> <li>Low profile dual 9" flight screws - high capacity, smooth grain transition from the hopper to the tube</li> <li>Hydraulic winch to raise/lower swing auger</li> <li>Posi-Track dual wheel drive mover kit is standard equipment</li> <li>50° CV U-joint at both ends of the swing auger for good range of motion and smooth operation</li> <li>#80 chain and sprockets</li> <li>Left or right side external mount drive system for ease of maintenance &amp; repair</li> <li>¾" thick flighting on first 2'</li> </ul>	<ul style="list-style-type: none"> <li>14" telescopic swing away auger with 20" of working travel distance</li> <li>Hydraulic Lock on retracting mechanism</li> <li>Large 40" x 66" hopper, 15" height</li> <li>Low profile dual 9" flight screws - highcapacity, smooth grain transition from the hopper to the tube</li> <li>Hydraulic winch to raise/lower swing auger</li> <li>Posi-Track dual wheel drive mover kit is standard equipment</li> <li>Internal gear box drive system allows left or right swing</li> <li>Reverse Kit Standard Equipment</li> <li>¾" thick flighting on first 2'</li> </ul>
OPTIONS	<ul style="list-style-type: none"> <li>Hydraulic Swing Hopper Mover</li> <li>Dual Gear Box Mount</li> <li>Reverse Kit</li> <li>3 Section Downspout</li> <li>Reverse Kit (tractor mount)</li> </ul>	<ul style="list-style-type: none"> <li>Dual Gear Box Mount</li> <li>Reverse Kit</li> <li>Hydraulic Remote Kit for Telescopic Swing Auger</li> <li>3 Section Downspout</li> <li>Reverse Kit (tractor mount)</li> </ul>	<ul style="list-style-type: none"> <li>3 Section Downspout</li> </ul>





**GRAINMAXX is an AGI Brand.**

AGI is a leading provider of equipment solutions for agriculture bulk commodities including seed, fertilizer, grain, and feed systems with a growing platform in providing equipment and solutions for food processing facilities. AGI has manufacturing facilities in Canada, the United States, the United Kingdom, Brazil, South Africa, India and Italy and distributes its products globally.

# **AGI** **GRAINMAXX**

201 Industrial Drive, Swift Current, SK Canada S9H 5R4  
 1.800.667.8800 | grainmaxx.com

AGGROWTH.COM    aggrowthintl 