

# STORAGE SILOS





## Vision

In 2020, AGI PTM and AGI FRAME merged, creating AGI EMEA, the business and manufacturing headquarters for AGI in Europe, the Middle East and Africa. With three updated, state-of-the-art manufacturing facilities in Bologna Italy, AGI EMEA delivers custom systems and solutions across seven components; storage, handling, processing, structures, technology, project management and engineering.

With over 30 years of experience in grain storage and handling, AGI EMEA is one of Europe's largest and most respected manufactures of all types of corrugated steel silos for commercial and agricultural applications. Their complete catalog includes, catwalks, ladders, platforms, bucket elevators, chain conveyors, temperature sensing, sweeps, weighing, bagging and dryers. From the first design, to manufacturing and installation, customers trust AGI EMEA to partner with on their projects around the world.

## Company Profile

Originally established as a general engineering company in Ozzano dell' Emilia, near Bologna (Italy) AGI FRAME entered the corrugated silo market in the mid 1990's. AGI FRAME provided many services to fulfill their clients needs, varying from; the preparation of the initial offer, ensuring the specific requirements from the client are met, submitting detailed drawings, analysis of soil tests to supervising the erection of their silos on site. All of this has allowed AGI FRAME to become one of Europe's largest and most respected designers, manufacturers and suppliers of all types of corrugated steel silos for commercial and agricultural applications as well as the ancillary products such as catwalks, ladders, platforms, towers, aeration and temperature sensing systems. AGI FRAME can also supply mechanical handling, cleaning, weighing, and bagging equipment. Over the past 30 years, AGI FRAME has supplied silos throughout the world and is now a preferred supplier to many of Europe's leading grain processors and terminals.

### 01

#### Intro

- 03 Vision and Company Profile
- 04 Highly skilled and Qualified Workforce Quality and Certifications
- 05 The Lab
- 06 Outstanding features of AGI FRAME Silos

### 02

#### FP Flat Bottom Silos

- 07 FP Flat Bottom Silos
- 08 Roof Structures, Easy Access Sidewall Door
- 10 Catwalks and Catwalk Supports

### 03

#### FC Hopper Bottom Silos

- 11 FC Hopper Bottom Silos

### 04

#### Silo Accessories

- 13 Sweep Augers
- 14 Roof Vents, Aeration System, Fixed and Mobile Electric Fans
- 15 Grain Ladders, Gravity Sidewall Discharge, Temperature Sensing
- 16 Sidewall Ladders and Platforms, Snow Barriers, Wind Rings

### 06

#### Steel Structures

- 17 Steel Structures

### 07

#### Tables | Dimensions and Capacities

- 18 FPN Flat Bottom Silos
- 27 FC45N Hopper Silos
- 31 FC60N Hopper Silos
- 33 CR45N Truck loading Silos
- 34 CR60N Truck loading Silos
- 35 FPS Flat Bottom Silos
- 44 FC45S Hopper Silos
- 48 FC60S Hopper Silos
- 50 CR45S Truck loading Silos
- 51 CR60S Truck loading Silos

# Highly Skilled and Qualified Workforce

Our Technical Department makes extensive utilization of both Auto Cad and 3D modeling in both project and component design. AGI FRAME has a policy to continuously improve our current designs and manufacturing processes to offer both cost savings to our clients as well as safeguarding environmental conditions wherever possible.

AGI FRAME has been awarded the ISO 9001 Quality Assurance Certification for the design, production and installation of grain storage silos, ensuring that the highest standards are maintained through all stages of the project.

EN ISO 3834 relates to the quality in welding, the standard defines quality requirements for welding both in workshops and on site and demonstrate the manufacturer's capability to produce welded assemblies in accordance with the specified criteria.

Under the latest EU requirements, any manufactured structural metal components either manufactured or imported into the EU must comply with the CE marking requirements, it is a criminal offence to supply structural steel work within the EU unless it conforms to this standard and carries the legitimate CE mark. AGI FRAME have been awarded the necessary certification to apply the CE mark.



ISO 9001  
CERT N. 6979/2



UNI EN 1090-1  
N.0425-CPR-2727




ISO 3834-2  
CERT. N. 6979/2



# The Lab

AGI FRAME has their own laboratory for analysis of both raw material and manufactured components, in addition to quality control and traceability procedures are adhered to throughout the manufacturing processes.



# Outstanding Features of AGI FRAME Silos

The cylinder is constructed from galvanized corrugated steel sheets with profiled external galvanized vertical stiffeners. All components are manufactured using highly automated techniques, ensuring fast and accurate production.

The sidewall sheets are manufactured from 0.8mm through to 5mm galvanized steel and the stiffeners of the bin from 0.8mm through to 6.0mm galvanized, (standard 600 g/m<sup>2</sup> steel with a tensile strength up to 470 N/mm<sup>2</sup> and a yield stress up to 420 N/mm<sup>2</sup>).

Where necessary laminated sheets are used for greater strength.

The profiled stiffeners carry the vertical load of the silo to the base.

The stiffeners feature strong bolted splice joint plates with a large cross sectional area, critical elements in stiffener design.


Sidewall sheets are assembled with AGI FRAME high strength grade 8.8 bolts, guaranteed against corrosion with a spun galvanized coating.

Rubber coated washers with 'strip' sealant for both horizontal and vertical joints ensure a perfect seal between sidewall sheets and fixings.

Suitable for all free flowing cereals including wheat, maize, barley, rape seed, soya beans, rice, etc.

AGI FRAME offer both the FP and FC range of silos according to ASAE/ANSI, DIN or EUROCODE design standards, taking into account the local wind, seismic and snow load requirement to ensure a perfect fit with the specific environment condition and to achieve the longest silo and accessories lifetime.

Foundation drawings, as well as base load and plant design facilities can be provided. A very wide range of accessories for the FP and FC range of silos are offered.



# FP Flat Bottom Silos

AGI FRAME can meet all customer's needs, either for commercial or agricultural applications, thanks to the wide range of FP Flat Bottom Silos with models from 3.64 up to 32.74 meters diameter. Volumetric storage capacities can exceed 27,887 m<sup>3</sup>, full details are available on request. The standard 30 degree roof pitch ensures maximum storage capacity even with a high angles of repose. The quality of the stored product can be maintained by incorporating a well-designed aeration system with efficient fans and an accurate temperature monitoring system. Suitable for all free flowing cereals including wheat, maize, barley, rape seed, soya beans, rice as well as sunflower, canola and even wood pellets. A complete range of accessories can be offered, such as:



- Aeration and temperature sensing systems
- Roof vents
- Curved roof vents with remotely operated louvres
- Powered roof vents
- Catwalks in a wide range of widths and specifications to suit the conveyor loading the silos
- Vertical ladders incorporating safety cages, spiral stairways, roof ladders and stairs with double handrails
- Wind rings
- Gravity sidewall discharge and necessary accessories
- Service platforms
- Grain ladders to reduce the risk of damage to the material loaded into the silo
- Snow barriers
- Sidewall 'drive through' unloading facility
- Support towers
- Ventilated roof upgrade
- Manhole



# Roof Structures

AGI FRAME Silos incorporate a strong roof design. The standard 30 degree roof pitch ensures maximum storage capacity even with high angles of repose.

- The roof segments, manufactured from high quality tensile steel are ribbed and form an exceptionally strong modular roof system; each segment is formed and punched on a fully automated production line.
- Each roof assembly incorporates an inspection/access manhole as standard.
- An internal galvanized steel structure to accept peak loads up to 15,000 kg. and multiple temperature cable suspension points is offered as a standard on silos above model FP 18, available on request on silos model FP 16 to FP 17.
- The simple design allows for fast assembly, incorporates galvanized "Z" section beams which are connected laterally and braced in single a-frames to provide stability both during the erection and the use of the silo.



The centre cap and inner ring assembly, available on model FP 11 to FP 36, provides a large load bearing area to support catwalks and ancillary equipment without the requirement of on-site fabrication AGI FRAME FP Silos can be supplied with a number of different roof vent designs to suit the clients requirements, low profile, curved and powered vents are all offered to fit over pre-punched apertures in the roof segment which incorporate a pre-formed lip with a special gasket to provide a weather tight seal.



## Easy access sidewall door

All AGI FRAME FP Silos incorporate a heavy duty hinged single ring sidewall door in the second ring as standard. The reinforced inner door swings out of the way easily when open. The sturdy welded AGI FRAME is hot dipped galvanized after manufacture. Additional sidewall doors, with necessary vertical access ladders and platforms can be supplied.



## Double ring access door

Double ring sidewall doors can be offered to suit certain models of FP silos at additional cost.



## Drive-in sidewall access door

The Drive-in sidewall access door is designed to fit any vehicle compatible with the customer's specifications and dimensions. Suitable for FP bottom silos from model 16 and above.





30,000 TONS | WHEAT | ALGERIA



42,000 TONS | WHEAT | EGYPT



20,500 TONS | WHEAT | ZAMBIA



120,000 TONS | WHEAT | IRAN



80,000 TONS | BARLEY | JORDAN



8,000 TONS | WHEAT | UZBEKISTAN



72,000 TONS | WHEAT | UKRAINE



15,000 TONS | MAIZE | HUNGARY



20,000 TONS | WHEAT | RUSSIA



211,000 TONS | WHEAT | ROMANIA



15,000 TONS | WHEAT | POLAND



20,000 TONS | WHEAT | ITALY

# Catwalks and Catwalk Supports

From small farm installations to large commercial grain operations, AGI FRAME can offer a wide range of catwalks and catwalk support frames.

Designed and manufactured to ensure the widest range of applications utilising standard components wherever possible, AGI FRAME engineers and optimise every catwalk system design according to the specific application, providing the most cost-effective, easily assembled and correctly engineered solutions. For example, considering the varying weights, dimensions and positions of the drive stations fitted to the chain conveyors loading the silos as well as other local factors.

In addition, designs to accommodate bigger conveyors up to 1500 t/h capacity, both chain and belt conveyors can also be offered. Wherever possible, there is a minimal use of independent support towers, therefore reducing installation and civil costs. A full range of accessories such as side extensions to allow access for machine maintenance, connections to cross catwalks, supports for conveyors at varying levels and connections to existing buildings or towers are available.



# FC Hopper Bin Silos

AGI FRAME FC Hopper Bottom Storage Silos offer versatility, fast assembly and a low cost per tonne. The use of hoppers is proven to be the best solution for frequent product unloading cycles without leaving residual material in the silo, thus minimizing the use of mechanical unloading equipment.

AGI FRAME offers two hopper models: 45 and 60 degree, to provide the best solution even for wet products and high friction angles.

A wide range of model are available from 3.6 to 14.55 meters diameter.

The 45 degree hopper silos are available with capacities up to 5,050 m<sup>3</sup>, the 60 degree hopper silos are offered with capacities up to 1,218 m<sup>3</sup>. Full details on request.

The profiled stiffeners carry the vertical load of the silo to the compression ring. The stiffeners feature strong bolted splice joint plates with large cross sectional area, critical elements in stiffener design.

Hopper sheets, compression rings and support steel are hot dipped galvanized. Hopper sheets incorporate mushroom headed bolts on the internal surfaces to ensure maximum cleanliness inside the silo. Smooth wall hopper silos for nonfree flowing materials can be supplied as required.

A support structure for truck loading can be offered.

A complete range of accessories can be offered, such as:

- Aeration and temperature sensing systems
- Roof vents
- Curved roof vents with remotely operated louvres
- Powered roof vents
- Catwalks in a wide range of widths and specifications to suit the conveyor loading the silos
- Vertical ladders incorporating safety cages, roof ladders and stairs with double handrails
- Snow barriers
- Sidewall doors
- Service platforms
- Ventilated roof upgrade





30,000 TONS | WHEAT | EGYPT



33,000 TONS | WHEAT | MADAGASCAR



3,400 TONS | CORN | UGANDA



12,000 TONS | PADDY RICE | MYANMAR



625 TONS | MALT | LEBANON



62,000 TONS | WHITE MAIZE | IRAN



21,000 TONS | WHEAT | BURUNDI



2,500 TONS | WHEAT | UZBEKISTAN



5,500 TONS | WHEAT | INDONESIA



1,000 TONS | WHEAT | SWEDEN



12,000 TONS | WHEAT | UKRAINE



2,800 TONS | WHEAT | ITALY

**ACCESSORIES**

# Sweep Augers

## Sweep Auger “CST” Type

AGI EMEA CST sweep auger is a zero-entry sweep. The CST is a compact model with walking plates & a direct transmission by gearbox inside the silo. It is equipped with a 3 ph 380/420V 50 hz IP 55 electric geared motor above ground level. The CST is suitable for flat bottom silos from FP 06 to FP 20 with a limitation on the number of rings (20 rings for narrow/15 rings for shallow). It is available for capacity up to 50 T/h based on cereal @780 kg/m<sup>3</sup>.



## Sweep Auger “CSTF” Type

AGI EMEA CSTF sweep auger is a zero-entry sweep. The CSTF is a reinforced Compact model with walking plates & a direct transmission by gearbox inside the silo. It is equipped with a 3 ph 380/420V 50 hz IP 55 electric geared motor above ground level. CSTF is suitable for flat bottom silos from FP 06 to FP 20. Available for capacity up to 50 T/h based on cereal @780 kg/m<sup>3</sup>.



## Sweep Auger “FSA” Type

### FSA050

AGI EMEA FSA050 sweep auger is a zero-entry sweep. The drive assembly is mounted on a heavy galvanized central support frame inside the silo. It is equipped with a 3 ph 380/420V 50 hz IP 55 electric geared motor above ground level. Tractor end wheels with one-way clutch mechanical system is used for the sweep’s progress. A secondary tractor end wheels is added for silos above model FP 26. FSA050 is suitable for flat bottom silos from FP 10 to FP 36. It is available for capacity up to 50 T/h based on cereal @780 kg/m<sup>3</sup>.



### FSA100

AGI EMEA FSA100 sweep auger is a zero-entry sweep. The drive assembly is mounted on a heavy galvanized central support frame inside the silo. It is equipped with a 3 ph 380/420V 50 hz IP 55 electric geared motor above ground level. Tractor end wheels with one-way clutch mechanical system is used for the sweep’s progress. A secondary tractor end wheels is added for silos above model FP 26. FSA100 is suitable for flat bottom silos from FP 15 to FP 36. It is available for capacity up to 100 T/h based on cereal @780 kg/m<sup>3</sup>.

### FSA200

AGI EMEA FSA200 sweep auger is a zero-entry sweep. The drive assembly is mounted on a heavy galvanized central support frame inside the silo. It is equipped with a 3 ph 380/420V 50 hz IP 55 electric geared motor above ground level. Tractor end wheels with one-way clutch mechanical system is used for the sweep’s progress. A secondary tractor end wheels is added for silos above model FP 26. FSA200 is suitable for flat bottom silos from FP 15 to FP 36. It is available for capacity up to 200 T/h based on cereal @780 kg/m<sup>3</sup>.

AVAILABLE UPGRADES UPON REQUEST	CST	CSTF	FSA
60 HZ UPGRADES	x	x	x
ATEX SPECIFICATION	x	x	x
CLEANING BRUSH			x
PARKING POSITION SENSOR	x	x	x
FLIGHT REINFORCEMENT FOR ABRASIVE MATERIAL		x	x
CENTER WELL UPGADES FOR A HIGHER GRAVITY DISCHARGE	x	x	x

## ACCESSORIES

# Roof Vents

AGI FRAME FP Silos can be supplied with a number of different roof vent designs to suit the clients requirements. Low profile, curved and powered vents are all offered to fit over pre-punched apertures in the roof segment which incorporate a pre-formed lip with a special gasket to provide a weather tight seal.



### TORXEF504X2

Powered fan 0,75 kW, Volume: 8,000 m<sup>3</sup>/h @ 5mm swg – ATEX 22



### TORX0075G

Powered fan 1.5 kW – Volume 7,600 m<sup>3</sup>/h @ 10 mm swg – ATEX 22



### AERAP-XM

Curved roof vent, with powered fan 0.18 kW, Volume: 2,000 m<sup>3</sup>/h @ 5mm swg – ATEX 22. Curved roof. As an option, remotely operated louvres are available for roof vents when fumigating the silo

# Aeration Systems

AGI FRAME can offer a level floor aeration system to suit the complete range of model FP Silos. The galvanized modular grids can be offered to suit various cereals. The grids are self-supporting with no additional support steel required, and are easily removable for cleaning. Optional pre-formed steel troughs to cast into the silo base are available at additional cost. 'Full-floor' aeration as well as ventilated cones are also offered to suit a wide range of silos.



# Fixed and Mobile Electric Fans

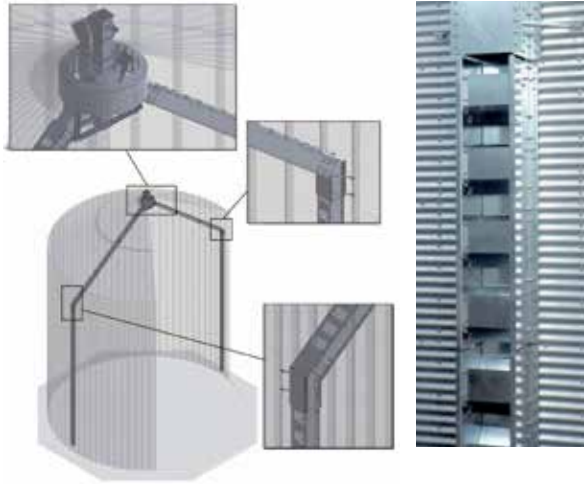
**Fixed version:** electric centrifugal fan, medium pressure type, for ambient air aeration. Complete with steel balanced fan, 3 ph 380/420 v 50 hz IP 55 electric motor, PVC flexible sleeve, diam. 400 mm, L = 2 m, clamping band, outlet transition.

**Mobile version:** electric centrifugal fan, medium pressure type, for ambient air aeration; mounted on tyres and equipped with handgrips for easy handling. Complete with: steel balanced impeller, 3ph 380/420v 50hz IP 55 electric motor IE2, electric cable L = 10 m with plug and control panel, PVC flexible sleeve, dia. 400 mm, L = 2 m, clamping band, Outlet transition.



# Grain Ladders

To reduce the risk of breakage to soya beans and other similar cereals when loading the silo, AGI FRAME can offer sidewall mounted grain ladders as shown.



# Gravity Sidewall Discharge

Chain operated gravity side wall discharge outlets with access platforms and ladders can be supplied to suit most models of FP Silo at additional cost.



# Temperature Sensing

## Temperature Monitoring System AGROLOG TMS 2500

A compact portable hand terminal with built-in memory for documented temperature monitoring which also includes a PC software to provide a quick overview.

### BENEFITS

- Reliable and user friendly
- Easy to install
- Durable construction for all climates
- Two wire cable for easy connection
- Digital sensor no calibration needed
- Flexible design for future extension
- Sensor lines tailored to any application for ATEX zone 20/21/22
- Backlight display to help read in low light conditions
- PC program to store and recall data with time and date
- Temperature trend curves and tables



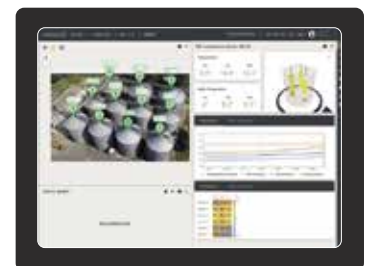
# Temperature Sensing

## Temperature Monitoring System AGROLOG TMS 6000

Take full advantage of the benefits of the new technology and let our Agrolog grain and crop quality management system give you the tools you need to always be in control of your grain and crops.

### BENEFITS

- Intuitive, modern graphical interface allows for quick and easy interpretation of data
- Real-time data – telemetry, monitoring and control 24/7
- Real-time 3D visualizations quickly illustrate where the problems occur in the silo
- REST Interface for integration with third party systems and an open system that gives developers access to advanced computations
- Be notified by e-mail to the slightest change in your crops, even when not currently using the software
- Full historical chart for deeper insights into trends



## Sidewall Ladders and Platforms

AGI FRAME offers all sidewall ladders and platforms with safety cages and handrails to European standards. Manufactured from galvanized steel, ladders and platforms are specially designed with a non-slip deck/walking area. Platforms can be supplied to provide access to the roof access/inspection manhole with vertical ladders to the catwalk as required.



## Snow Barriers

Manufactured from galvanized, profiled and perforated steel sections, snow barriers can be offered to be fitted to the roof eaves.



## Wind Rings

Curved, galvanized tubular wind rings, with flanged joints are connected to the sidewall stiffeners to provide continuous circular reinforcement around the silo, can be supplied for high wind speed or other special load conditions.





# Steel Structures

AGI FRAME can also provide fully integrated solutions for steel structures to suit heavy duty catwalks, supporting towers and steel buildings in general.



**FPN FLAT BOTTOM SILOS DIMENSIONS AND CAPACITIES (NARROW CORRUGATION SHEET)**

DIAMETER METERS (FT)	MODEL	HEIGHTS		CAPACITY		DIAMETER METERS (FT)	MODEL	HEIGHTS		CAPACITY	
		EAVES M (B)	OVERALL M (C)	M <sup>3</sup>	TONNES			EAVES M (B)	OVERALL M (C)	M <sup>3</sup>	TONNES
<b>FPN 04</b> D=3.64 m (12 FT)	FPN 04/04	3.56	4.55	40	31	<b>FPN 07</b> D=6.37 m (21 FT)	FPN 07/04	3.56	5.33	131	102
	FPN 04/05	4.44	5.43	50	39		FPN 07/05	4.44	6.21	159	124
	FPN 04/06	5.32	6.31	59	46		FPN 07/06	5.32	7.10	187	146
	FPN 04/07	6.20	7.19	68	53		FPN 07/07	6.20	7.98	215	168
	FPN 04/08	7.08	8.07	77	60		FPN 07/08	7.08	8.86	243	190
	FPN 04/09	7.96	8.95	86	67		FPN 07/09	7.96	9.74	271	212
	FPN 04/10	8.84	9.83	95	74		FPN 07/10	8.84	10.62	299	234
	FPN 04/11	9.72	10.71	104	81		FPN 07/11	9.72	11.50	327	255
	FPN 04/12	10.60	11.59	114	89		FPN 07/12	10.60	12.38	355	277
	FPN 04/13	11.48	12.47	123	96		FPN 07/13	11.48	13.26	383	299
	FPN 04/14	12.36	13.35	132	103		FPN 07/14	12.36	14.14	411	321
	FPN 04/15	13.24	14.23	141	110		FPN 07/15	13.24	15.02	440	343
	FPN 04/16	14.12	15.11	150	117		FPN 07/16	14.12	15.90	468	365
	FPN 04/17	15.00	15.99	159	124		FPN 07/17	15.00	16.78	496	387
	FPN 04/18	15.88	16.87	168	131		FPN 07/18	15.88	17.66	524	408
	FPN 04/19	16.76	17.75	178	139		FPN 07/19	16.76	18.54	552	430
	FPN 04/20	17.64	18.63	187	146		FPN 07/20	17.64	19.42	580	452
<b>FPN 05</b> D=4.55 m (15 FT)	FPN 05/04	3.56	4.81	64	50	FPN 07/21	18.52	20.30	608	474	
	FPN 05/05	4.44	5.69	79	61	FPN 07/22	19.40	21.18	636	496	
	FPN 05/06	5.32	6.57	93	73	FPN 07/23	20.28	22.06	664	518	
	FPN 05/07	6.20	7.45	107	84	FPN 07/24	21.16	22.94	692	540	
	FPN 05/08	7.08	8.33	122	95	FPN 07/25	22.04	23.82	720	561	
	FPN 05/09	7.96	9.21	136	106	FPN 07/26	22.92	24.70	748	583	
	FPN 05/10	8.84	10.09	150	117	FPN 07/27	23.80	25.58	776	605	
	FPN 05/11	9.72	10.97	164	128	FPN 07/28	24.68	26.46	804	627	
	FPN 05/12	10.60	11.85	179	139	FPN 07/29	25.56	27.34	832	649	
	FPN 05/13	11.48	12.73	193	151	FPN 07/30	26.44	28.22	860	671	
	FPN 05/14	12.36	13.61	207	162	FPN 07/31	27.32	29.10	888	693	
	FPN 05/15	13.24	14.49	222	173	FPN 07/32	28.20	29.98	916	714	
	FPN 05/16	14.12	15.37	236	184	FPN 07/33	29.08	30.86	944	736	
	FPN 05/17	15.00	16.25	250	195	FPN 07/34	29.96	31.74	972	758	
	FPN 05/18	15.88	17.13	265	206	FPN 07/35	30.84	32.62	1,000	780	
	FPN 05/19	16.76	18.01	279	217	FPN 07/36	31.72	33.50	1,028	802	
	<b>FPN 06</b> D=5.46 m (18 FT)	FPN 06/04	3.56	5.07	95	74	FPN 08/04	3.56	5.60	175	136
FPN 06/05		4.44	5.95	115	90	FPN 08/05	4.44	6.48	211	165	
FPN 06/06		5.32	6.83	136	106	FPN 08/06	5.32	7.36	248	193	
FPN 06/07		6.20	7.71	156	122	FPN 08/07	6.20	8.24	285	222	
FPN 06/08		7.08	8.59	177	138	FPN 08/08	7.08	9.12	321	251	
FPN 06/09		7.96	9.47	197	154	FPN 08/09	7.96	10.00	358	279	
FPN 06/10		8.84	10.35	218	170	FPN 08/10	8.84	10.88	394	308	
FPN 06/11		9.72	11.23	239	186	FPN 08/11	9.72	11.76	431	336	
FPN 06/12		10.60	12.11	259	202	FPN 08/12	10.60	12.64	468	365	
FPN 06/13		11.48	12.99	280	218	FPN 08/13	11.48	13.52	504	393	
FPN 06/14		12.36	13.87	300	234	FPN 08/14	12.36	14.40	541	422	
FPN 06/15		13.24	14.75	321	250	FPN 08/15	13.24	15.28	577	450	
FPN 06/16		14.12	15.63	342	266	FPN 08/16	14.12	16.16	614	479	
FPN 06/17		15.00	16.51	362	283	FPN 08/17	15.00	17.04	651	507	
FPN 06/18		15.88	17.39	383	299	FPN 08/18	15.88	17.92	687	536	
FPN 06/19		16.76	18.27	403	315	FPN 08/19	16.76	18.80	724	565	
FPN 06/20		17.64	19.15	424	331	FPN 08/20	17.64	19.68	760	593	
FPN 06/21	18.52	20.03	445	347	FPN 08/21	18.52	20.56	797	622		
FPN 06/22	19.40	20.91	465	363	FPN 08/22	19.40	21.44	834	650		
FPN 06/23	20.28	21.79	486	379	FPN 08/23	20.28	22.32	870	679		
FPN 06/24	21.16	22.67	506	395	FPN 08/24	21.16	23.20	907	707		
FPN 06/25	22.04	23.55	527	411	FPN 08/25	22.04	24.08	943	736		
FPN 06/26	22.92	24.43	547	427	FPN 08/26	22.92	24.96	980	764		
FPN 06/27	23.80	25.31	568	443	FPN 08/27	23.80	25.84	1,017	793		
FPN 06/28	24.68	26.19	589	459	FPN 08/28	24.68	26.72	1,053	821		
FPN 06/29	25.56	27.07	609	475	FPN 08/29	25.56	27.60	1,090	850		
FPN 06/30	26.44	27.95	630	491	FPN 08/30	26.44	28.48	1,126	879		
FPN 06/31	27.32	28.83	650	507	FPN 08/31	27.32	29.36	1,163	907		
					FPN 08/32	28.20	30.24	1,200	936		
					FPN 08/33	29.08	31.12	1,236	964		
					FPN 08/34	29.96	32.00	1,273	993		
					FPN 08/35	30.84	32.88	1,309	1,021		
					FPN 08/36	31.72	33.76	1,346	1,050		
					FPN 08/37	32.60	34.64	1,383	1,078		
					FPN 08/38	33.48	35.52	1,419	1,107		
					FPN 08/39	34.36	36.40	1,456	1,136		

**FPN FLAT BOTTOM SILOS DIMENSIONS AND CAPACITIES (NARROW CORRUGATION SHEET)**

DIAMETER METERS (FT)	MODEL	HEIGHTS		CAPACITY		DIAMETER METERS (FT)	MODEL	HEIGHTS		CAPACITY	
		EAVES M (B)	OVERALL M (C)	M <sup>3</sup>	TONNES			EAVES M (B)	OVERALL M (C)	M <sup>3</sup>	TONNES
<b>FPN 09</b> D=8.19 m (27 FT)	FPN 09/04	3.56	5.86	225	176	<b>FPN 11</b> D=10.01 m (33 FT)	FPN 11/04	3.56	6.24	350	273
	FPN 09/05	4.44	6.74	272	212		FPN 11/05	4.44	7.12	419	327
	FPN 09/06	5.32	7.62	318	248		FPN 11/06	5.32	8.00	488	381
	FPN 09/07	6.20	8.50	364	284		FPN 11/07	6.20	8.88	557	435
	FPN 09/08	7.08	9.38	411	320		FPN 11/08	7.08	9.76	626	489
	FPN 09/09	7.96	10.26	457	357		FPN 11/09	7.96	10.65	696	542
	FPN 09/10	8.84	11.14	503	393		FPN 11/10	8.84	11.53	765	596
	FPN 09/11	9.72	12.02	550	429		FPN 11/11	9.72	12.41	834	650
	FPN 09/12	10.60	12.90	596	465		FPN 11/12	10.60	13.29	903	704
	FPN 09/13	11.48	13.78	642	501		FPN 11/13	11.48	14.17	972	758
	FPN 09/14	12.36	14.66	689	537		FPN 11/14	12.36	15.05	1,041	812
	FPN 09/15	13.24	15.54	735	573		FPN 11/15	13.24	15.93	1,111	866
	FPN 09/16	14.12	16.42	781	609		FPN 11/16	14.12	16.81	1,180	920
	FPN 09/17	15.00	17.30	828	646		FPN 11/17	15.00	17.69	1,249	974
	FPN 09/18	15.88	18.18	874	682		FPN 11/18	15.88	18.57	1,318	1,028
	FPN 09/19	16.76	19.06	920	718		FPN 11/19	16.76	19.45	1,387	1,082
	FPN 09/20	17.64	19.94	967	754		FPN 11/20	17.64	20.33	1,457	1,136
	FPN 09/21	18.52	20.82	1,013	790		FPN 11/21	18.52	21.21	1,526	1,190
	FPN 09/22	19.40	21.70	1,059	826		FPN 11/22	19.40	22.09	1,595	1,244
	FPN 09/23	20.28	22.58	1,106	862		FPN 11/23	20.28	22.97	1,664	1,298
	FPN 09/24	21.16	23.46	1,152	898		FPN 11/24	21.16	23.85	1,733	1,352
	FPN 09/25	22.04	24.34	1,198	935		FPN 11/25	22.04	24.73	1,803	1,406
	FPN 09/26	22.92	25.22	1,245	971		FPN 11/26	22.92	25.61	1,872	1,460
	FPN 09/27	23.80	26.10	1,291	1,007		FPN 11/27	23.80	26.49	1,941	1,514
	FPN 09/28	24.68	26.98	1,337	1,043		FPN 11/28	24.68	27.37	2,010	1,568
	FPN 09/29	25.56	27.86	1,384	1,079		FPN 11/29	25.56	28.25	2,079	1,622
	FPN 09/30	26.44	28.74	1,430	1,115		FPN 11/30	26.44	29.13	2,149	1,676
	FPN 09/31	27.32	29.62	1,476	1,151		FPN 11/31	27.32	30.01	2,218	1,730
	FPN 09/32	28.20	30.50	1,522	1,188		FPN 11/32	28.20	30.89	2,287	1,784
	FPN 09/33	29.08	31.38	1,569	1,224		FPN 11/33	29.08	31.77	2,356	1,838
FPN 09/34	29.96	32.26	1,615	1,260	FPN 11/34	29.96	32.65	2,425	1,892		
FPN 09/35	30.84	33.14	1,661	1,296	FPN 11/35	30.84	33.53	2,495	1,946		
FPN 09/36	31.72	34.02	1,708	1,332	FPN 11/36	31.72	34.41	2,564	2,000		
FPN 09/37	32.60	34.90	1,754	1,368	FPN 11/37	32.60	35.29	2,633	2,054		
FPN 09/38	33.48	35.78	1,800	1,404	FPN 11/38	33.48	36.17	2,702	2,108		
FPN 09/39	34.36	36.66	1,847	1,440	FPN 11/39	34.36	37.05	2,771	2,162		
<b>FPN 10</b> D=9.10 m (30 FT)	FPN 10/04	3.56	5.98	284	221	<b>FPN 12</b> D=10.91 m (36 FT)	FPN 12/04	3.56	6.51	424	330
	FPN 10/05	4.44	6.86	341	266		FPN 12/05	4.44	7.39	506	395
	FPN 10/06	5.32	7.74	398	310		FPN 12/06	5.32	8.27	588	459
	FPN 10/07	6.20	8.62	455	355		FPN 12/07	6.20	9.15	671	523
	FPN 10/08	7.08	9.50	512	400		FPN 12/08	7.08	10.03	753	587
	FPN 10/09	7.96	10.38	570	444		FPN 12/09	7.96	10.91	835	651
	FPN 10/10	8.84	11.26	627	489		FPN 12/10	8.84	11.79	918	716
	FPN 10/11	9.72	12.14	684	533		FPN 12/11	9.72	12.67	1,000	780
	FPN 10/12	10.60	13.02	741	578		FPN 12/12	10.60	13.55	1,082	844
	FPN 10/13	11.48	13.90	798	623		FPN 12/13	11.48	14.43	1,165	908
	FPN 10/14	12.36	14.78	855	667		FPN 12/14	12.36	15.31	1,247	973
	FPN 10/15	13.24	15.66	913	712		FPN 12/15	13.24	16.19	1,329	1,037
	FPN 10/16	14.12	16.54	970	756		FPN 12/16	14.12	17.07	1,412	1,101
	FPN 10/17	15.00	17.42	1,027	801		FPN 12/17	15.00	17.95	1,494	1,165
	FPN 10/18	15.88	18.30	1,084	846		FPN 12/18	15.88	18.83	1,576	1,230
	FPN 10/19	16.76	19.18	1,141	890		FPN 12/19	16.76	19.71	1,659	1,294
	FPN 10/20	17.64	20.06	1,199	935		FPN 12/20	17.64	20.59	1,741	1,358
	FPN 10/21	18.52	20.94	1,256	980		FPN 12/21	18.52	21.47	1,823	1,422
	FPN 10/22	19.40	21.82	1,313	1,024		FPN 12/22	19.40	22.35	1,906	1,487
	FPN 10/23	20.28	22.70	1,370	1,069		FPN 12/23	20.28	23.23	1,988	1,551
	FPN 10/24	21.16	23.58	1,427	1,113		FPN 12/24	21.16	24.11	2,070	1,615
	FPN 10/25	22.04	24.46	1,485	1,158		FPN 12/25	22.04	24.99	2,153	1,679
	FPN 10/26	22.92	25.34	1,542	1,203		FPN 12/26	22.92	25.87	2,235	1,743
	FPN 10/27	23.80	26.22	1,599	1,247		FPN 12/27	23.80	26.75	2,318	1,808
	FPN 10/28	24.68	27.10	1,656	1,292		FPN 12/28	24.68	27.63	2,400	1,872
	FPN 10/29	25.56	27.98	1,713	1,336		FPN 12/29	25.56	28.51	2,482	1,936
	FPN 10/30	26.44	28.86	1,770	1,381		FPN 12/30	26.44	29.39	2,565	2,000
	FPN 10/31	27.32	29.74	1,828	1,426		FPN 12/31	27.32	30.27	2,647	2,065
	FPN 10/32	28.20	30.62	1,885	1,470		FPN 12/32	28.20	31.15	2,729	2,129
	FPN 10/33	29.08	31.50	1,942	1,515		FPN 12/33	29.08	32.03	2,812	2,193
FPN 10/34	29.96	32.38	1,999	1,559	FPN 12/34	29.96	32.91	2,894	2,257		
FPN 10/35	30.84	33.27	2,056	1,604	FPN 12/35	30.84	33.79	2,976	2,322		
FPN 10/36	31.72	34.15	2,114	1,649	FPN 12/36	31.72	34.67	3,059	2,386		
FPN 10/37	32.60	35.03	2,171	1,693	FPN 12/37	32.60	35.55	3,141	2,450		
FPN 10/38	33.48	35.91	2,228	1,738	FPN 12/38	33.48	36.43	3,223	2,514		
FPN 10/39	34.36	36.79	2,285	1,782	FPN 12/39	34.36	37.31	3,306	2,578		

**FPN FLAT BOTTOM SILOS DIMENSIONS AND CAPACITIES (NARROW CORRUGATION SHEET)**

DIAMETER METERS (FT)	MODEL	HEIGHTS		CAPACITY		DIAMETER METERS (FT)	MODEL	HEIGHTS		CAPACITY	
		EAVES M (B)	OVERALL M (C)	M <sup>3</sup>	TONNES			EAVES M (B)	OVERALL M (C)	M <sup>3</sup>	TONNES
<b>FPN 13</b> D=11.82 m (39 FT)	FPN 13/04	3.56	6.77	506	395	<b>FPN 15</b> D=13.64 m (45 FT)	FPN 15/04	3.56	7.29	697	544
	FPN 13/05	4.44	7.65	603	470		FPN 15/05	4.44	8.17	826	644
	FPN 13/06	5.32	8.53	699	545		FPN 15/06	5.32	9.05	954	744
	FPN 13/07	6.20	9.41	796	621		FPN 15/07	6.20	9.94	1,083	845
	FPN 13/08	7.08	10.29	892	696		FPN 15/08	7.08	10.82	1,212	945
	FPN 13/09	7.96	11.17	989	772		FPN 15/09	7.96	11.70	1,340	1,046
	FPN 13/10	8.84	12.05	1,086	847		FPN 15/10	8.84	12.58	1,469	1,146
	FPN 13/11	9.72	12.93	1,182	922		FPN 15/11	9.72	13.46	1,598	1,246
	FPN 13/12	10.60	13.81	1,279	998		FPN 15/12	10.60	14.34	1,726	1,347
	FPN 13/13	11.48	14.69	1,376	1,073		FPN 15/13	11.48	15.22	1,855	1,447
	FPN 13/14	12.36	15.57	1,472	1,148		FPN 15/14	12.36	16.10	1,984	1,547
	FPN 13/15	13.24	16.45	1,569	1,224		FPN 15/15	13.24	16.98	2,112	1,648
	FPN 13/16	14.12	17.33	1,666	1,299		FPN 15/16	14.12	17.86	2,241	1,748
	FPN 13/17	15.00	18.21	1,762	1,375		FPN 15/17	15.00	18.74	2,370	1,848
	FPN 13/18	15.88	19.09	1,859	1,450		FPN 15/18	15.88	19.62	2,498	1,949
	FPN 13/19	16.76	19.97	1,956	1,525		FPN 15/19	16.76	20.50	2,627	2,049
	FPN 13/20	17.64	20.85	2,052	1,601		FPN 15/20	17.64	21.38	2,756	2,150
	FPN 13/21	18.52	21.73	2,149	1,676		FPN 15/21	18.52	22.26	2,884	2,250
	FPN 13/22	19.40	22.61	2,245	1,751		FPN 15/22	19.40	23.14	3,013	2,350
	FPN 13/23	20.28	23.49	2,342	1,827		FPN 15/23	20.28	24.02	3,142	2,451
	FPN 13/24	21.16	24.37	2,439	1,902		FPN 15/24	21.16	24.90	3,270	2,551
	FPN 13/25	22.04	25.25	2,535	1,978		FPN 15/25	22.04	25.78	3,399	2,651
	FPN 13/26	22.92	26.13	2,632	2,053		FPN 15/26	22.92	26.66	3,528	2,752
	FPN 13/27	23.80	27.01	2,729	2,128		FPN 15/27	23.80	27.54	3,656	2,852
	FPN 13/28	24.68	27.89	2,825	2,204		FPN 15/28	24.68	28.42	3,785	2,952
	FPN 13/29	25.56	28.77	2,922	2,279		FPN 15/29	25.56	29.30	3,914	3,053
	FPN 13/30	26.44	29.65	3,019	2,355		FPN 15/30	26.44	30.18	4,042	3,153
	FPN 13/31	27.32	30.53	3,115	2,430		FPN 15/31	27.32	31.06	4,171	3,254
	FPN 13/32	28.20	31.41	3,212	2,505		FPN 15/32	28.20	31.94	4,300	3,354
	FPN 13/33	29.08	32.29	3,309	2,581		FPN 15/33	29.08	32.82	4,429	3,454
FPN 13/34	29.96	33.17	3,405	2,656	FPN 15/34	29.96	33.70	4,557	3,555		
FPN 13/35	30.84	34.05	3,502	2,731	FPN 15/35	30.84	34.58	4,686	3,655		
FPN 13/36	31.72	34.93	3,599	2,807	FPN 15/36	31.72	35.46	4,815	3,755		
FPN 13/37	32.60	35.81	3,695	2,882	FPN 15/37	32.60	36.34	4,943	3,856		
FPN 13/38	33.48	36.69	3,792	2,958	FPN 15/38	33.48	37.22	5,072	3,956		
FPN 13/39	34.36	37.57	3,888	3,033	FPN 15/39	34.36	38.10	5,201	4,056		
<b>FPN 14</b> D=12.73 m (42 FT)	FPN 14/04	3.56	7.03	597	466	<b>FPN 16</b> D=14.55 m (48 FT)	FPN 16/04	3.56	7.56	807	629
	FPN 14/05	4.44	7.91	709	553		FPN 16/05	4.44	8.44	953	743
	FPN 14/06	5.32	8.79	821	640		FPN 16/06	5.32	9.32	1,099	857
	FPN 14/07	6.20	9.67	933	728		FPN 16/07	6.20	10.20	1,246	972
	FPN 14/08	7.08	10.55	1,045	815		FPN 16/08	7.08	11.08	1,392	1,086
	FPN 14/09	7.96	11.43	1,157	903		FPN 16/09	7.96	11.96	1,539	1,200
	FPN 14/10	8.84	12.31	1,269	990		FPN 16/10	8.84	12.84	1,685	1,314
	FPN 14/11	9.72	13.19	1,382	1,078		FPN 16/11	9.72	13.72	1,831	1,428
	FPN 14/12	10.60	14.07	1,494	1,165		FPN 16/12	10.60	14.60	1,978	1,543
	FPN 14/13	11.48	14.95	1,606	1,252		FPN 16/13	11.48	15.48	2,124	1,657
	FPN 14/14	12.36	15.83	1,718	1,340		FPN 16/14	12.36	16.36	2,271	1,771
	FPN 14/15	13.24	16.71	1,830	1,427		FPN 16/15	13.24	17.24	2,417	1,885
	FPN 14/16	14.12	17.59	1,942	1,515		FPN 16/16	14.12	18.12	2,563	1,999
	FPN 14/17	15.00	18.47	2,054	1,602		FPN 16/17	15.00	19.00	2,710	2,114
	FPN 14/18	15.88	19.35	2,166	1,690		FPN 16/18	15.88	19.88	2,856	2,228
	FPN 14/19	16.76	20.23	2,278	1,777		FPN 16/19	16.76	20.76	3,002	2,342
	FPN 14/20	17.64	21.11	2,390	1,864		FPN 16/20	17.64	21.64	3,149	2,456
	FPN 14/21	18.52	21.99	2,502	1,952		FPN 16/21	18.52	22.52	3,295	2,570
	FPN 14/22	19.40	22.87	2,615	2,039		FPN 16/22	19.40	23.40	3,442	2,685
	FPN 14/23	20.28	23.75	2,727	2,127		FPN 16/23	20.28	24.28	3,588	2,799
	FPN 14/24	21.16	24.63	2,839	2,214		FPN 16/24	21.16	25.16	3,734	2,913
	FPN 14/25	22.04	25.51	2,951	2,302		FPN 16/25	22.04	26.04	3,881	3,027
	FPN 14/26	22.92	26.39	3,063	2,389		FPN 16/26	22.92	26.92	4,027	3,141
	FPN 14/27	23.80	27.27	3,175	2,476		FPN 16/27	23.80	27.80	4,174	3,255
	FPN 14/28	24.68	28.15	3,287	2,564		FPN 16/28	24.68	28.68	4,320	3,370
	FPN 14/29	25.56	29.03	3,399	2,651		FPN 16/29	25.56	29.56	4,466	3,484
	FPN 14/30	26.44	29.91	3,511	2,739		FPN 16/30	26.44	30.44	4,613	3,598
	FPN 14/31	27.32	30.79	3,623	2,826		FPN 16/31	27.32	31.32	4,759	3,712
	FPN 14/32	28.20	31.68	3,735	2,914		FPN 16/32	28.20	32.20	4,906	3,826
	FPN 14/33	29.08	32.56	3,847	3,001		FPN 16/33	29.08	33.08	5,052	3,941
FPN 14/34	29.96	33.44	3,960	3,088	FPN 16/34	29.96	33.96	5,198	4,055		
FPN 14/35	30.84	34.32	4,072	3,176	FPN 16/35	30.84	34.84	5,345	4,169		
FPN 14/36	31.72	35.20	4,184	3,263	FPN 16/36	31.72	35.72	5,491	4,283		
FPN 14/37	32.60	36.08	4,296	3,351	FPN 16/37	32.60	36.60	5,638	4,397		
FPN 14/38	33.48	36.96	4,408	3,438	FPN 16/38	33.48	37.48	5,784	4,512		
FPN 14/39	34.36	37.84	4,520	3,526	FPN 16/39	34.36	38.36	5,930	4,626		

**FPN FLAT BOTTOM SILOS DIMENSIONS AND CAPACITIES (NARROW CORRUGATION SHEET)**

DIAMETER METERS (FT)	MODEL	HEIGHTS		CAPACITY		DIAMETER METERS (FT)	MODEL	HEIGHTS		CAPACITY	
		EAVES M (B)	OVERALL M (C)	M <sup>3</sup>	TONNES			EAVES M (B)	OVERALL M (C)	M <sup>3</sup>	TONNES
<b>FPN 17</b> D=15.46 m (51 FT)	FPN 17/04	3.56	7.76	926	722	<b>FPN 19</b> D=17.28 m (57 FT)	FPN 19/04	3.56	8.35	1,194	931
	FPN 17/05	4.44	8.64	1,091	851		FPN 19/05	4.44	9.23	1,400	1,092
	FPN 17/06	5.32	9.52	1,256	980		FPN 19/06	5.32	10.11	1,607	1,253
	FPN 17/07	6.20	10.40	1,421	1,109		FPN 19/07	6.20	10.99	1,813	1,414
	FPN 17/08	7.08	11.28	1,587	1,238		FPN 19/08	7.08	11.87	2,020	1,575
	FPN 17/09	7.96	12.16	1,752	1,367		FPN 19/09	7.96	12.75	2,226	1,736
	FPN 17/10	8.84	13.04	1,917	1,495		FPN 19/10	8.84	13.63	2,433	1,898
	FPN 17/11	9.72	13.92	2,083	1,624		FPN 19/11	9.72	14.51	2,639	2,059
	FPN 17/12	10.60	14.80	2,248	1,753		FPN 19/12	10.60	15.39	2,846	2,220
	FPN 17/13	11.48	15.68	2,413	1,882		FPN 19/13	11.48	16.27	3,052	2,381
	FPN 17/14	12.36	16.56	2,578	2,011		FPN 19/14	12.36	17.15	3,258	2,542
	FPN 17/15	13.24	17.44	2,744	2,140		FPN 19/15	13.24	18.03	3,465	2,703
	FPN 17/16	14.12	18.32	2,909	2,269		FPN 19/16	14.12	18.91	3,671	2,864
	FPN 17/17	15.00	19.20	3,074	2,398		FPN 19/17	15.00	19.79	3,878	3,025
	FPN 17/18	15.88	20.08	3,239	2,527		FPN 19/18	15.88	20.67	4,084	3,186
	FPN 17/19	16.76	20.96	3,405	2,656		FPN 19/19	16.76	21.55	4,291	3,347
	FPN 17/20	17.64	21.84	3,570	2,785		FPN 19/20	17.64	22.43	4,497	3,508
	FPN 17/21	18.52	22.72	3,735	2,913		FPN 19/21	18.52	23.31	4,704	3,669
	FPN 17/22	19.40	23.60	3,900	3,042		FPN 19/22	19.40	24.19	4,910	3,830
	FPN 17/23	20.28	24.48	4,066	3,171		FPN 19/23	20.28	25.07	5,116	3,991
	FPN 17/24	21.16	25.36	4,231	3,300		FPN 19/24	21.16	25.95	5,323	4,152
	FPN 17/25	22.04	26.24	4,396	3,429		FPN 19/25	22.04	26.83	5,529	4,313
	FPN 17/26	22.92	27.12	4,562	3,558		FPN 19/26	22.92	27.71	5,736	4,474
	FPN 17/27	23.80	28.00	4,727	3,687		FPN 19/27	23.80	28.59	5,942	4,635
	FPN 17/28	24.68	28.88	4,892	3,816		FPN 19/28	24.68	29.47	6,149	4,796
	FPN 17/29	25.56	29.76	5,057	3,945		FPN 19/29	25.56	30.35	6,355	4,957
	FPN 17/30	26.44	30.64	5,223	4,074		FPN 19/30	26.44	31.23	6,562	5,118
	FPN 17/31	27.32	31.52	5,388	4,203		FPN 19/31	27.32	32.11	6,768	5,279
	FPN 17/32	28.20	32.40	5,553	4,331		FPN 19/32	28.20	32.99	6,974	5,440
	FPN 17/33	29.08	33.28	5,718	4,460		FPN 19/33	29.08	33.87	7,181	5,601
FPN 17/34	29.96	34.16	5,884	4,589	FPN 19/34	29.96	34.75	7,387	5,762		
FPN 17/35	30.84	35.04	6,049	4,718	FPN 19/35	30.84	35.63	7,594	5,923		
FPN 17/36	31.72	35.92	6,214	4,847	FPN 19/36	31.72	36.51	7,800	6,084		
FPN 17/37	32.60	36.80	6,380	4,976	FPN 19/37	32.60	37.39	8,007	6,245		
FPN 17/38	33.48	37.68	6,545	5,105	FPN 19/38	33.48	38.27	8,213	6,406		
FPN 17/39	34.36	38.56	6,710	5,234	FPN 19/39	34.36	39.15	8,420	6,567		
<b>FPN 18</b> D=16.37 m (54 FT)	FPN 18/04	3.56	8.02	1,055	823	<b>FPN 20</b> D=18.19 m (60 FT)	FPN 20/04	3.56	8.72	1,344	1,048
	FPN 18/05	4.44	8.90	1,240	967		FPN 20/05	4.44	9.60	1,573	1,227
	FPN 18/06	5.32	9.78	1,425	1,112		FPN 20/06	5.32	10.48	1,801	1,405
	FPN 18/07	6.20	10.66	1,611	1,256		FPN 20/07	6.20	11.36	2,030	1,584
	FPN 18/08	7.08	11.54	1,796	1,401		FPN 20/08	7.08	12.24	2,259	1,762
	FPN 18/09	7.96	12.42	1,981	1,545		FPN 20/09	7.96	13.12	2,488	1,940
	FPN 18/10	8.84	13.30	2,166	1,690		FPN 20/10	8.84	14.00	2,716	2,119
	FPN 18/11	9.72	14.18	2,352	1,834		FPN 20/11	9.72	14.88	2,945	2,297
	FPN 18/12	10.60	15.06	2,537	1,979		FPN 20/12	10.60	15.76	3,174	2,476
	FPN 18/13	11.48	15.94	2,722	2,123		FPN 20/13	11.48	16.64	3,403	2,654
	FPN 18/14	12.36	16.82	2,908	2,268		FPN 20/14	12.36	17.52	3,631	2,833
	FPN 18/15	13.24	17.70	3,093	2,412		FPN 20/15	13.24	18.40	3,860	3,011
	FPN 18/16	14.12	18.58	3,278	2,557		FPN 20/16	14.12	19.28	4,089	3,189
	FPN 18/17	15.00	19.46	3,463	2,701		FPN 20/17	15.00	20.16	4,318	3,368
	FPN 18/18	15.88	20.35	3,649	2,846		FPN 20/18	15.88	21.04	4,546	3,546
	FPN 18/19	16.76	21.23	3,834	2,990		FPN 20/19	16.76	21.92	4,775	3,725
	FPN 18/20	17.64	22.11	4,019	3,135		FPN 20/20	17.64	22.80	5,004	3,903
	FPN 18/21	18.52	22.99	4,205	3,280		FPN 20/21	18.52	23.68	5,233	4,081
	FPN 18/22	19.40	23.87	4,390	3,424		FPN 20/22	19.40	24.56	5,461	4,260
	FPN 18/23	20.28	24.75	4,575	3,569		FPN 20/23	20.28	25.44	5,690	4,438
	FPN 18/24	21.16	25.63	4,760	3,713		FPN 20/24	21.16	26.32	5,919	4,617
	FPN 18/25	22.04	26.51	4,946	3,858		FPN 20/25	22.04	27.20	6,148	4,795
	FPN 18/26	22.92	27.39	5,131	4,002		FPN 20/26	22.92	28.08	6,376	4,974
	FPN 18/27	23.80	28.27	5,316	4,147		FPN 20/27	23.80	28.96	6,605	5,152
	FPN 18/28	24.68	29.15	5,502	4,291		FPN 20/28	24.68	29.84	6,834	5,330
	FPN 18/29	25.56	30.03	5,687	4,436		FPN 20/29	25.56	30.72	7,063	5,509
	FPN 18/30	26.44	30.91	5,872	4,580		FPN 20/30	26.44	31.60	7,291	5,687
	FPN 18/31	27.32	31.79	6,057	4,725		FPN 20/31	27.32	32.48	7,520	5,866
	FPN 18/32	28.20	32.67	6,243	4,869		FPN 20/32	28.20	33.36	7,749	6,044
	FPN 18/33	29.08	33.55	6,428	5,014		FPN 20/33	29.08	34.24	7,978	6,223
FPN 18/34	29.96	34.43	6,613	5,158	FPN 20/34	29.96	35.12	8,206	6,401		
FPN 18/35	30.84	35.31	6,799	5,303	FPN 20/35	30.84	36.00	8,435	6,579		
FPN 18/36	31.72	36.19	6,984	5,447	FPN 20/36	31.72	36.88	8,664	6,758		
FPN 18/37	32.60	37.07	7,169	5,592	FPN 20/37	32.60	37.76	8,893	6,936		
FPN 18/38	33.48	37.95	7,354	5,736	FPN 20/38	33.48	38.64	9,121	7,115		
FPN 18/39	34.36	38.83	7,540	5,881	FPN 20/39	34.36	39.52	9,350	7,293		

**FPN FLAT BOTTOM SILOS DIMENSIONS AND CAPACITIES (NARROW CORRUGATION SHEET)**

DIAMETER METERS (FT)	MODEL	HEIGHTS		CAPACITY		DIAMETER METERS (FT)	MODEL	HEIGHTS		CAPACITY	
		EAVES M (B)	OVERALL M (C)	M <sup>3</sup>	TONNES			EAVES M (B)	OVERALL M (C)	M <sup>3</sup>	TONNES
<b>FPN 21</b> D=19.10 m (63 FT)	FPN 21/04	3.56	8.98	1,505	1,174	<b>FPN 23</b> D=20.92 m (69 FT)	FPN 23/04	3.56	9.51	1,861	1,451
	FPN 21/05	4.44	9.86	1,757	1,370		FPN 23/05	4.44	10.39	2,163	1,687
	FPN 21/06	5.32	10.74	2,009	1,567		FPN 23/06	5.32	11.27	2,466	1,923
	FPN 21/07	6.20	11.62	2,261	1,764		FPN 23/07	6.20	12.15	2,768	2,159
	FPN 21/08	7.08	12.50	2,514	1,961		FPN 23/08	7.08	13.03	3,071	2,395
	FPN 21/09	7.96	13.38	2,766	2,157		FPN 23/09	7.96	13.91	3,373	2,631
	FPN 21/10	8.84	14.26	3,018	2,354		FPN 23/10	8.84	14.79	3,676	2,867
	FPN 21/11	9.72	15.14	3,270	2,551		FPN 23/11	9.72	15.67	3,978	3,103
	FPN 21/12	10.60	16.02	3,522	2,747		FPN 23/12	10.60	16.55	4,281	3,339
	FPN 21/13	11.48	16.90	3,775	2,944		FPN 23/13	11.48	17.43	4,583	3,575
	FPN 21/14	12.36	17.78	4,027	3,141		FPN 23/14	12.36	18.31	4,886	3,811
	FPN 21/15	13.24	18.66	4,279	3,338		FPN 23/15	13.24	19.19	5,188	4,047
	FPN 21/16	14.12	19.54	4,531	3,534		FPN 23/16	14.12	20.07	5,491	4,283
	FPN 21/17	15.00	20.42	4,783	3,731		FPN 23/17	15.00	20.95	5,793	4,519
	FPN 21/18	15.88	21.30	5,036	3,928		FPN 23/18	15.88	21.83	6,096	4,755
	FPN 21/19	16.76	22.18	5,288	4,124		FPN 23/19	16.76	22.71	6,398	4,991
	FPN 21/20	17.64	23.06	5,540	4,321		FPN 23/20	17.64	23.59	6,701	5,227
	FPN 21/21	18.52	23.94	5,792	4,518		FPN 23/21	18.52	24.47	7,003	5,463
	FPN 21/22	19.40	24.82	6,044	4,715		FPN 23/22	19.40	25.35	7,306	5,699
	FPN 21/23	20.28	25.70	6,297	4,911		FPN 23/23	20.28	26.23	7,608	5,935
	FPN 21/24	21.16	26.58	6,549	5,108		FPN 23/24	21.16	27.11	7,911	6,170
	FPN 21/25	22.04	27.46	6,801	5,305		FPN 23/25	22.04	27.99	8,213	6,406
	FPN 21/26	22.92	28.34	7,053	5,501		FPN 23/26	22.92	28.87	8,516	6,642
	FPN 21/27	23.80	29.22	7,305	5,698		FPN 23/27	23.80	29.75	8,818	6,878
	FPN 21/28	24.68	30.10	7,557	5,895		FPN 23/28	24.68	30.63	9,121	7,114
	FPN 21/29	25.56	30.98	7,810	6,092		FPN 23/29	25.56	31.51	9,423	7,350
	FPN 21/30	26.44	31.86	8,062	6,288		FPN 23/30	26.44	32.39	9,726	7,586
	FPN 21/31	27.32	32.74	8,314	6,485		FPN 23/31	27.32	33.27	10,029	7,822
	FPN 21/32	28.20	33.62	8,566	6,682		FPN 23/32	28.20	34.15	10,331	8,058
	FPN 21/33	29.08	34.50	8,818	6,878		FPN 23/33	29.08	35.03	10,634	8,294
FPN 21/34	29.96	35.38	9,071	7,075	FPN 23/34	29.96	35.91	10,936	8,530		
FPN 21/35	30.84	36.26	9,323	7,272	FPN 23/35	30.84	36.79	11,239	8,766		
FPN 21/36	31.72	37.14	9,575	7,469	FPN 23/36	31.72	37.67	11,541	9,002		
FPN 21/37	32.60	38.02	9,827	7,665	FPN 23/37	32.60	38.55	11,844	9,238		
FPN 21/38	33.48	38.90	10,079	7,862	FPN 23/38	33.48	39.43	12,146	9,474		
FPN 21/39	34.36	39.78	10,332	8,059	FPN 23/39	34.36	40.31	12,449	9,710		
<b>FPN 22</b> D=20.01 m (66 FT)	FPN 22/04	3.56	9.24	1,677	1,308	<b>FPN 24</b> D=21.83 m (72 FT)	FPN 24/04	3.56	9.77	2,056	1,604
	FPN 22/05	4.44	10.12	1,954	1,524		FPN 24/05	4.44	10.65	2,385	1,861
	FPN 22/06	5.32	11.00	2,230	1,740		FPN 24/06	5.32	11.53	2,715	2,118
	FPN 22/07	6.20	11.88	2,507	1,956		FPN 24/07	6.20	12.41	3,044	2,374
	FPN 22/08	7.08	12.76	2,784	2,172		FPN 24/08	7.08	13.29	3,374	2,631
	FPN 22/09	7.96	13.64	3,061	2,387		FPN 24/09	7.96	14.17	3,703	2,888
	FPN 22/10	8.84	14.52	3,338	2,603		FPN 24/10	8.84	15.05	4,032	3,145
	FPN 22/11	9.72	15.40	3,614	2,819		FPN 24/11	9.72	15.93	4,362	3,402
	FPN 22/12	10.60	16.28	3,891	3,035		FPN 24/12	10.60	16.81	4,691	3,659
	FPN 22/13	11.48	17.16	4,168	3,251		FPN 24/13	11.48	17.69	5,021	3,916
	FPN 22/14	12.36	18.04	4,445	3,467		FPN 24/14	12.36	18.57	5,350	4,173
	FPN 22/15	13.24	18.92	4,722	3,683		FPN 24/15	13.24	19.45	5,679	4,430
	FPN 22/16	14.12	19.80	4,998	3,899		FPN 24/16	14.12	20.33	6,009	4,687
	FPN 22/17	15.00	20.68	5,275	4,115		FPN 24/17	15.00	21.21	6,338	4,944
	FPN 22/18	15.88	21.56	5,552	4,330		FPN 24/18	15.88	22.09	6,668	5,201
	FPN 22/19	16.76	22.44	5,829	4,546		FPN 24/19	16.76	22.97	6,997	5,458
	FPN 22/20	17.64	23.32	6,105	4,762		FPN 24/20	17.64	23.85	7,326	5,715
	FPN 22/21	18.52	24.20	6,382	4,978		FPN 24/21	18.52	24.73	7,656	5,971
	FPN 22/22	19.40	25.08	6,659	5,194		FPN 24/22	19.40	25.61	7,985	6,228
	FPN 22/23	20.28	25.96	6,936	5,410		FPN 24/23	20.28	26.49	8,315	6,485
	FPN 22/24	21.16	26.84	7,213	5,626		FPN 24/24	21.16	27.37	8,644	6,742
	FPN 22/25	22.04	27.72	7,489	5,842		FPN 24/25	22.04	28.25	8,973	6,999
	FPN 22/26	22.92	28.60	7,766	6,058		FPN 24/26	22.92	29.13	9,303	7,256
	FPN 22/27	23.80	29.49	8,043	6,273		FPN 24/27	23.80	30.01	9,632	7,513
	FPN 22/28	24.68	30.37	8,320	6,489		FPN 24/28	24.68	30.89	9,962	7,770
	FPN 22/29	25.56	31.25	8,597	6,705		FPN 24/29	25.56	31.77	10,291	8,027
	FPN 22/30	26.44	32.13	8,873	6,921		FPN 24/30	26.44	32.65	10,620	8,284
	FPN 22/31	27.32	33.01	9,150	7,137		FPN 24/31	27.32	33.53	10,950	8,541
	FPN 22/32	28.20	33.89	9,427	7,353		FPN 24/32	28.20	34.41	11,279	8,798
	FPN 22/33	29.08	34.77	9,704	7,569		FPN 24/33	29.08	35.29	11,608	9,055
FPN 22/34	29.96	35.65	9,980	7,785	FPN 24/34	29.96	36.17	11,938	9,312		
FPN 22/35	30.84	36.53	10,257	8,001	FPN 24/35	30.84	37.05	12,267	9,568		
FPN 22/36	31.72	37.41	10,534	8,217	FPN 24/36	31.72	37.93	12,597	9,825		
FPN 22/37	32.60	38.29	10,811	8,432	FPN 24/37	32.60	38.81	12,926	10,082		
FPN 22/38	33.48	39.17	11,088	8,648	FPN 24/38	33.48	39.69	13,255	10,339		
FPN 22/39	34.36	40.05	11,364	8,864	FPN 24/39	34.36	40.57	13,585	10,596		

**FPN FLAT BOTTOM SILOS DIMENSIONS AND CAPACITIES (NARROW CORRUGATION SHEET)**

DIAMETER METERS (FT)	MODEL	HEIGHTS		CAPACITY		DIAMETER METERS (FT)	MODEL	HEIGHTS		CAPACITY	
		EAVES M (B)	OVERALL M (C)	M <sup>3</sup>	TONNES			EAVES M (B)	OVERALL M (C)	M <sup>3</sup>	TONNES
<b>FPN 25</b> D=22.74 m (75 FT)	FPN 25/04	3.56	10.03	2,264	1,766	<b>FPN 27</b> D=24.56 m (81 FT)	FPN 27/04	3.56	10.56	2,717	2,119
	FPN 25/05	4.44	10.91	2,621	2,044		FPN 27/05	4.44	11.44	3,134	2,444
	FPN 25/06	5.32	11.79	2,978	2,323		FPN 27/06	5.32	12.32	3,550	2,769
	FPN 25/07	6.20	12.67	3,336	2,602		FPN 27/07	6.20	13.20	3,967	3,095
	FPN 25/08	7.08	13.55	3,693	2,881		FPN 27/08	7.08	14.08	4,384	3,420
	FPN 25/09	7.96	14.43	4,051	3,160		FPN 27/09	7.96	14.96	4,801	3,745
	FPN 25/10	8.84	15.31	4,408	3,438		FPN 27/10	8.84	15.84	5,218	4,070
	FPN 25/11	9.72	16.19	4,766	3,717		FPN 27/11	9.72	16.72	5,635	4,395
	FPN 25/12	10.60	17.07	5,123	3,996		FPN 27/12	10.60	17.60	6,052	4,720
	FPN 25/13	11.48	17.95	5,480	4,275		FPN 27/13	11.48	18.48	6,469	5,046
	FPN 25/14	12.36	18.83	5,838	4,554		FPN 27/14	12.36	19.36	6,886	5,371
	FPN 25/15	13.24	19.71	6,195	4,832		FPN 27/15	13.24	20.24	7,302	5,696
	FPN 25/16	14.12	20.59	6,553	5,111		FPN 27/16	14.12	21.12	7,719	6,021
	FPN 25/17	15.00	21.47	6,910	5,390		FPN 27/17	15.00	22.00	8,136	6,346
	FPN 25/18	15.88	22.35	7,267	5,669		FPN 27/18	15.88	22.88	8,553	6,671
	FPN 25/19	16.76	23.23	7,625	5,947		FPN 27/19	16.76	23.76	8,970	6,997
	FPN 25/20	17.64	24.11	7,982	6,226		FPN 27/20	17.64	24.64	9,387	7,322
	FPN 25/21	18.52	24.99	8,340	6,505		FPN 27/21	18.52	25.52	9,804	7,647
	FPN 25/22	19.40	25.87	8,697	6,784		FPN 27/22	19.40	26.40	10,221	7,972
	FPN 25/23	20.28	26.75	9,055	7,063		FPN 27/23	20.28	27.28	10,638	8,297
	FPN 25/24	21.16	27.63	9,412	7,341		FPN 27/24	21.16	28.16	11,055	8,623
	FPN 25/25	22.04	28.51	9,769	7,620		FPN 27/25	22.04	29.04	11,471	8,948
	FPN 25/26	22.92	29.39	10,127	7,899		FPN 27/26	22.92	29.92	11,888	9,273
	FPN 25/27	23.80	30.27	10,484	8,178		FPN 27/27	23.80	30.80	12,305	9,598
	FPN 25/28	24.68	31.15	10,842	8,456		FPN 27/28	24.68	31.68	12,722	9,923
	FPN 25/29	25.56	32.03	11,199	8,735		FPN 27/29	25.56	32.56	13,139	10,248
	FPN 25/30	26.44	32.91	11,556	9,014		FPN 27/30	26.44	33.44	13,556	10,574
	FPN 25/31	27.32	33.79	11,914	9,293		FPN 27/31	27.32	34.32	13,973	10,899
	FPN 25/32	28.20	34.67	12,271	9,572		FPN 27/32	28.20	35.20	14,390	11,224
	FPN 25/33	29.08	35.55	12,629	9,850		FPN 27/33	29.08	36.08	14,807	11,549
FPN 25/34	29.96	36.43	12,986	10,129	FPN 27/34	29.96	36.96	15,223	11,874		
FPN 25/35	30.84	37.31	13,344	10,408	FPN 27/35	30.84	37.84	15,640	12,199		
FPN 25/36	31.72	38.19	13,701	10,687	FPN 27/36	31.72	38.72	16,057	12,525		
FPN 25/37	32.60	39.07	14,058	10,966	FPN 27/37	32.60	39.60	16,474	12,850		
FPN 25/38	33.48	39.95	14,416	11,244	FPN 27/38	33.48	40.48	16,891	13,175		
FPN 25/39	34.36	40.83	14,773	11,523	FPN 27/39	34.36	41.36	17,308	13,500		
<b>FPN 26</b> D=23.65 m (78 FT)	FPN 26/04	3.56	10.29	2,484	1,937	<b>FPN 28</b> D=25.47 m (84 FT)	FPN 28/04	3.56	10.82	2,963	2,311
	FPN 26/05	4.44	11.17	2,870	2,239		FPN 28/05	4.44	11.70	3,411	2,661
	FPN 26/06	5.32	12.05	3,257	2,540		FPN 28/06	5.32	12.58	3,859	3,010
	FPN 26/07	6.20	12.93	3,644	2,842		FPN 28/07	6.20	13.46	4,308	3,360
	FPN 26/08	7.08	13.81	4,030	3,143		FPN 28/08	7.08	14.34	4,756	3,710
	FPN 26/09	7.96	14.69	4,417	3,445		FPN 28/09	7.96	15.22	5,204	4,059
	FPN 26/10	8.84	15.57	4,803	3,747		FPN 28/10	8.84	16.10	5,653	4,409
	FPN 26/11	9.72	16.45	5,190	4,048		FPN 28/11	9.72	16.98	6,101	4,759
	FPN 26/12	10.60	17.33	5,576	4,350		FPN 28/12	10.60	17.86	6,549	5,109
	FPN 26/13	11.48	18.21	5,963	4,651		FPN 28/13	11.48	18.74	6,998	5,458
	FPN 26/14	12.36	19.09	6,350	4,953		FPN 28/14	12.36	19.62	7,446	5,808
	FPN 26/15	13.24	19.97	6,736	5,254		FPN 28/15	13.24	20.50	7,894	6,158
	FPN 26/16	14.12	20.85	7,123	5,556		FPN 28/16	14.12	21.38	8,343	6,507
	FPN 26/17	15.00	21.73	7,509	5,857		FPN 28/17	15.00	22.26	8,791	6,857
	FPN 26/18	15.88	22.61	7,896	6,159		FPN 28/18	15.88	23.14	9,240	7,207
	FPN 26/19	16.76	23.49	8,283	6,460		FPN 28/19	16.76	24.02	9,688	7,557
	FPN 26/20	17.64	24.37	8,669	6,762		FPN 28/20	17.64	24.90	10,136	7,906
	FPN 26/21	18.52	25.25	9,056	7,063		FPN 28/21	18.52	25.78	10,585	8,256
	FPN 26/22	19.40	26.13	9,442	7,365		FPN 28/22	19.40	26.66	11,033	8,606
	FPN 26/23	20.28	27.01	9,829	7,666		FPN 28/23	20.28	27.54	11,481	8,955
	FPN 26/24	21.16	27.90	10,215	7,968		FPN 28/24	21.16	28.42	11,930	9,305
	FPN 26/25	22.04	28.78	10,602	8,270		FPN 28/25	22.04	29.30	12,378	9,655
	FPN 26/26	22.92	29.66	10,989	8,571		FPN 28/26	22.92	30.18	12,826	10,004
	FPN 26/27	23.80	30.54	11,375	8,873		FPN 28/27	23.80	31.06	13,275	10,354
	FPN 26/28	24.68	31.42	11,762	9,174		FPN 28/28	24.68	31.94	13,723	10,704
	FPN 26/29	25.56	32.30	12,148	9,476		FPN 28/29	25.56	32.82	14,171	11,054
	FPN 26/30	26.44	33.18	12,535	9,777		FPN 28/30	26.44	33.70	14,620	11,403
	FPN 26/31	27.32	34.06	12,921	10,079		FPN 28/31	27.32	34.58	15,068	11,753
	FPN 26/32	28.20	34.94	13,308	10,380		FPN 28/32	28.20	35.46	15,516	12,103
	FPN 26/33	29.08	35.82	13,695	10,682		FPN 28/33	29.08	36.34	15,965	12,452
FPN 26/34	29.96	36.70	14,081	10,983	FPN 28/34	29.96	37.22	16,413	12,802		
FPN 26/35	30.84	37.58	14,468	11,285	FPN 28/35	30.84	38.10	16,861	13,152		
FPN 26/36	31.72	38.46	14,854	11,586	FPN 28/36	31.72	38.98	17,310	13,502		
FPN 26/37	32.60	39.34	15,241	11,888	FPN 28/37	32.60	39.86	17,758	13,851		
FPN 26/38	33.48	40.22	15,628	12,189	FPN 28/38	33.48	40.74	18,206	14,201		
FPN 26/39	34.36	41.10	16,014	12,491	FPN 28/39	34.36	41.62	18,655	14,551		

**FPN FLAT BOTTOM SILOS DIMENSIONS AND CAPACITIES (NARROW CORRUGATION SHEET)**

DIAMETER METERS (FT)	MODEL	HEIGHTS		CAPACITY		DIAMETER METERS (FT)	MODEL	HEIGHTS		CAPACITY	
		EAVES M (B)	OVERALL M (C)	M <sup>3</sup>	TONNES			EAVES M (B)	OVERALL M (C)	M <sup>3</sup>	TONNES
<b>FPN 29</b> D=26.38 m (87 FT)	FPN 29/04	3.56	11.08	3,222	2,513	<b>FPN 31</b> D=28.20 m (93 FT)	FPN 31/04	3.56	11.61	3,783	2,950
	FPN 29/05	4.44	11.96	3,703	2,888		FPN 31/05	4.44	12.49	4,332	3,379
	FPN 29/06	5.32	12.84	4,184	3,264		FPN 31/06	5.32	13.37	4,882	3,808
	FPN 29/07	6.20	13.72	4,665	3,639		FPN 31/07	6.20	14.25	5,431	4,236
	FPN 29/08	7.08	14.60	5,146	4,014		FPN 31/08	7.08	15.13	5,981	4,665
	FPN 29/09	7.96	15.48	5,627	4,389		FPN 31/09	7.96	16.01	6,530	5,094
	FPN 29/10	8.84	16.36	6,108	4,764		FPN 31/10	8.84	16.89	7,080	5,522
	FPN 29/11	9.72	17.24	6,589	5,139		FPN 31/11	9.72	17.77	7,630	5,951
	FPN 29/12	10.60	18.12	7,070	5,514		FPN 31/12	10.60	18.65	8,179	6,380
	FPN 29/13	11.48	19.00	7,551	5,889		FPN 31/13	11.48	19.53	8,729	6,808
	FPN 29/14	12.36	19.88	8,032	6,265		FPN 31/14	12.36	20.41	9,278	7,237
	FPN 29/15	13.24	20.76	8,513	6,640		FPN 31/15	13.24	21.29	9,828	7,666
	FPN 29/16	14.12	21.64	8,993	7,015		FPN 31/16	14.12	22.17	10,377	8,094
	FPN 29/17	15.00	22.52	9,474	7,390		FPN 31/17	15.00	23.05	10,927	8,523
	FPN 29/18	15.88	23.40	9,955	7,765		FPN 31/18	15.88	23.93	11,476	8,952
	FPN 29/19	16.76	24.28	10,436	8,140		FPN 31/19	16.76	24.81	12,026	9,380
	FPN 29/20	17.64	25.16	10,917	8,515		FPN 31/20	17.64	25.69	12,576	9,809
	FPN 29/21	18.52	26.04	11,398	8,891		FPN 31/21	18.52	26.57	13,125	10,238
	FPN 29/22	19.40	26.92	11,879	9,266		FPN 31/22	19.40	27.45	13,675	10,666
	FPN 29/23	20.28	27.80	12,360	9,641		FPN 31/23	20.28	28.33	14,224	11,095
	FPN 29/24	21.16	28.68	12,841	10,016		FPN 31/24	21.16	29.21	14,774	11,524
	FPN 29/25	22.04	29.56	13,322	10,391		FPN 31/25	22.04	30.09	15,323	11,952
	FPN 29/26	22.92	30.44	13,803	10,766		FPN 31/26	22.92	30.97	15,873	12,381
	FPN 29/27	23.80	31.32	14,284	11,141		FPN 31/27	23.80	31.85	16,423	12,810
	FPN 29/28	24.68	32.20	14,765	11,516		FPN 31/28	24.68	32.73	16,972	13,238
	FPN 29/29	25.56	33.08	15,246	11,892		FPN 31/29	25.56	33.61	17,522	13,667
	FPN 29/30	26.44	33.96	15,727	12,267		FPN 31/30	26.44	34.49	18,071	14,096
	FPN 29/31	27.32	34.84	16,208	12,642		FPN 31/31	27.32	35.37	18,621	14,524
	FPN 29/32	28.20	35.72	16,688	13,017		FPN 31/32	28.20	36.25	19,170	14,953
	FPN 29/33	29.08	36.60	17,169	13,392		FPN 31/33	29.08	37.13	19,720	15,382
FPN 29/34	29.96	37.48	17,650	13,767	FPN 31/34	29.96	38.01	20,270	15,810		
FPN 29/35	30.84	38.36	18,131	14,142	FPN 31/35	30.84	38.89	20,819	16,239		
FPN 29/36	31.72	39.24	18,612	14,518	FPN 31/36	31.72	39.77	21,369	16,668		
FPN 29/37	32.60	40.12	19,093	14,893	FPN 31/37	32.60	40.65	21,918	17,096		
FPN 29/38	33.48	41.00	19,574	15,268	FPN 31/38	33.48	41.53	22,468	17,525		
FPN 29/39	34.36	41.88	20,055	15,643	FPN 31/39	34.36	42.41	23,017	17,954		
<b>FPN 30</b> D=27.29 m (90 FT)	FPN 30/04	3.56	11.34	3,495	2,726	<b>FPN 32</b> D=29.10 m (96 FT)	FPN 32/04	3.56	11.87	4,084	3,186
	FPN 30/05	4.44	12.22	4,010	3,128		FPN 32/05	4.44	12.75	4,670	3,642
	FPN 30/06	5.32	13.10	4,525	3,529		FPN 32/06	5.32	13.63	5,255	4,099
	FPN 30/07	6.20	13.98	5,039	3,931		FPN 32/07	6.20	14.51	5,841	4,556
	FPN 30/08	7.08	14.86	5,554	4,332		FPN 32/08	7.08	15.39	6,427	5,013
	FPN 30/09	7.96	15.74	6,069	4,734		FPN 32/09	7.96	16.27	7,012	5,469
	FPN 30/10	8.84	16.62	6,583	5,135		FPN 32/10	8.84	17.15	7,598	5,926
	FPN 30/11	9.72	17.50	7,098	5,537		FPN 32/11	9.72	18.03	8,183	6,383
	FPN 30/12	10.60	18.38	7,613	5,938		FPN 32/12	10.60	18.91	8,769	6,840
	FPN 30/13	11.48	19.26	8,127	6,339		FPN 32/13	11.48	19.79	9,355	7,297
	FPN 30/14	12.36	20.14	8,642	6,741		FPN 32/14	12.36	20.67	9,940	7,753
	FPN 30/15	13.24	21.02	9,157	7,142		FPN 32/15	13.24	21.55	10,526	8,210
	FPN 30/16	14.12	21.90	9,672	7,544		FPN 32/16	14.12	22.43	11,111	8,667
	FPN 30/17	15.00	22.78	10,186	7,945		FPN 32/17	15.00	23.31	11,697	9,124
	FPN 30/18	15.88	23.66	10,701	8,347		FPN 32/18	15.88	24.19	12,282	9,580
	FPN 30/19	16.76	24.54	11,216	8,748		FPN 32/19	16.76	25.07	12,868	10,037
	FPN 30/20	17.64	25.42	11,730	9,150		FPN 32/20	17.64	25.95	13,454	10,494
	FPN 30/21	18.52	26.31	12,245	9,551		FPN 32/21	18.52	26.83	14,039	10,951
	FPN 30/22	19.40	27.19	12,760	9,952		FPN 32/22	19.40	27.71	14,625	11,407
	FPN 30/23	20.28	28.07	13,274	10,354		FPN 32/23	20.28	28.59	15,210	11,864
	FPN 30/24	21.16	28.95	13,789	10,755		FPN 32/24	21.16	29.47	15,796	12,321
	FPN 30/25	22.04	29.83	14,304	11,157		FPN 32/25	22.04	30.35	16,382	12,778
	FPN 30/26	22.92	30.71	14,818	11,558		FPN 32/26	22.92	31.23	16,967	13,234
	FPN 30/27	23.80	31.59	15,333	11,960		FPN 32/27	23.80	32.11	17,553	13,691
	FPN 30/28	24.68	32.47	15,848	12,361		FPN 32/28	24.68	32.99	18,138	14,148
	FPN 30/29	25.56	33.35	16,362	12,763		FPN 32/29	25.56	33.87	18,724	14,605
	FPN 30/30	26.44	34.23	16,877	13,164		FPN 32/30	26.44	34.75	19,310	15,061
	FPN 30/31	27.32	35.11	17,392	13,566		FPN 32/31	27.32	35.63	19,895	15,518
	FPN 30/32	28.20	35.99	17,906	13,967		FPN 32/32	28.20	36.51	20,481	15,975
	FPN 30/33	29.08	36.87	18,421	14,368		FPN 32/33	29.08	37.39	21,066	16,432
FPN 30/34	29.96	37.75	18,936	14,770	FPN 32/34	29.96	38.27	21,652	16,889		
FPN 30/35	30.84	38.63	19,450	15,171	FPN 32/35	30.84	39.15	22,238	17,345		
FPN 30/36	31.72	39.51	19,965	15,573	FPN 32/36	31.72	40.03	22,823	17,802		
FPN 30/37	32.60	40.39	20,480	15,974	FPN 32/37	32.60	40.91	23,409	18,259		
FPN 30/38	33.48	41.27	20,994	16,376	FPN 32/38	33.48	41.79	23,994	18,716		
FPN 30/39	34.36	42.15	21,509	16,777	FPN 32/39	34.36	42.67	24,580	19,172		

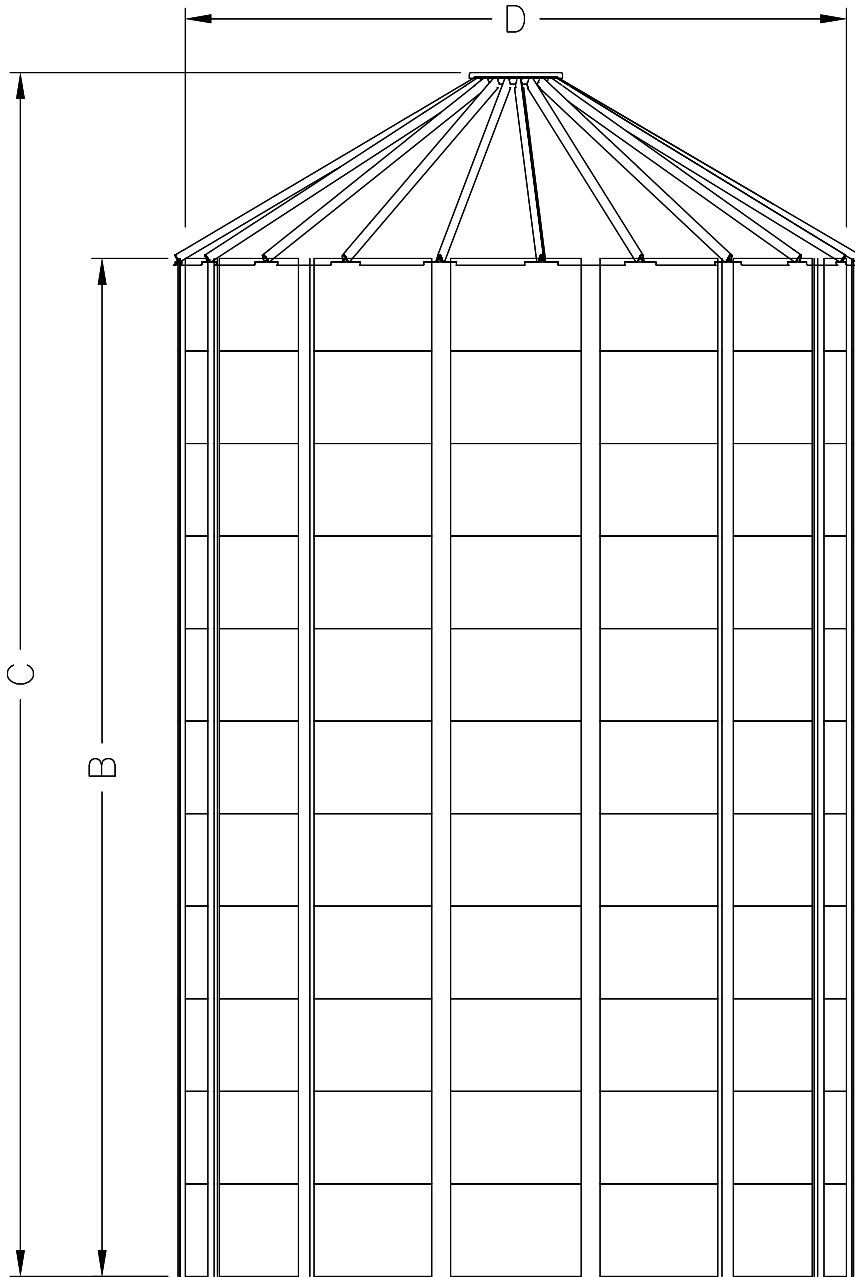


**FPN FLAT BOTTOM SILOS DIMENSIONS AND CAPACITIES (NARROW CORRUGATION SHEET)**

DIAMETER METERS (FT)	MODEL	HEIGHTS		CAPACITY		DIAMETER METERS (FT)	MODEL	HEIGHTS		CAPACITY		
		EAVES M (B)	OVERALL M (C)	M <sup>3</sup>	TONNES			EAVES M (B)	OVERALL M (C)	M <sup>3</sup>	TONNES	
<b>FPN 33</b> D=30.02 m (99 FT)	FPN 33/04	3.56	12.07	4,400	3,432	<b>FPN 35</b> D=31.83 m (105 FT)	FPN 35/04	3.56	12.60	5,078	3,961	
	FPN 33/05	4.44	12.95	5,023	3,918		FPN 35/05	4.44	13.48	5,779	4,508	
	FPN 33/06	5.32	13.83	5,646	4,404		FPN 35/06	5.32	14.36	6,479	5,054	
	FPN 33/07	6.20	14.71	6,269	4,890		FPN 35/07	6.20	15.24	7,180	5,600	
	FPN 33/08	7.08	15.59	6,892	5,375		FPN 35/08	7.08	16.12	7,881	6,147	
	FPN 33/09	7.96	16.47	7,514	5,861		FPN 35/09	7.96	17.00	8,581	6,693	
	FPN 33/10	8.84	17.35	8,137	6,347		FPN 35/10	8.84	17.88	9,282	7,240	
	FPN 33/11	9.72	18.23	8,760	6,833		FPN 35/11	9.72	18.76	9,982	7,786	
	FPN 33/12	10.60	19.11	9,383	7,318		FPN 35/12	10.60	19.64	10,683	8,332	
	FPN 33/13	11.48	19.99	10,005	7,804		FPN 35/13	11.48	20.52	11,383	8,879	
	FPN 33/14	12.36	20.87	10,628	8,290		FPN 35/14	12.36	21.40	12,084	9,425	
	FPN 33/15	13.24	21.75	11,251	8,776		FPN 35/15	13.24	22.28	12,784	9,972	
	FPN 33/16	14.12	22.63	11,874	9,261		FPN 35/16	14.12	23.16	13,485	10,518	
	FPN 33/17	15.00	23.51	12,496	9,747		FPN 35/17	15.00	24.04	14,185	11,065	
	FPN 33/18	15.88	24.39	13,119	10,233		FPN 35/18	15.88	24.92	14,886	11,611	
	FPN 33/19	16.76	25.27	13,742	10,719		FPN 35/19	16.76	25.80	15,586	12,157	
	FPN 33/20	17.64	26.15	14,365	11,204		FPN 35/20	17.64	26.68	16,287	12,704	
	FPN 33/21	18.52	27.03	14,987	11,690		FPN 35/21	18.52	27.56	16,987	13,250	
	FPN 33/22	19.40	27.91	15,610	12,176		FPN 35/22	19.40	28.44	17,688	13,797	
	FPN 33/23	20.28	28.79	16,233	12,662		FPN 35/23	20.28	29.32	18,389	14,343	
	FPN 33/24	21.16	29.67	16,856	13,147		FPN 35/24	21.16	30.20	19,089	14,889	
	FPN 33/25	22.04	30.55	17,478	13,633		FPN 35/25	22.04	31.08	19,790	15,436	
	FPN 33/26	22.92	31.43	18,101	14,119		FPN 35/26	22.92	31.96	20,490	15,982	
	FPN 33/27	23.80	32.31	18,724	14,605		FPN 35/27	23.80	32.84	21,191	16,529	
	FPN 33/28	24.68	33.19	19,347	15,090		FPN 35/28	24.68	33.72	21,891	17,075	
	FPN 33/29	25.56	34.07	19,970	15,576		FPN 35/29	25.56	34.60	22,592	17,622	
	FPN 33/30	26.44	34.95	20,592	16,062		FPN 35/30	26.44	35.48	23,292	18,168	
	FPN 33/31	27.32	35.83	21,215	16,548		FPN 35/31	27.32	36.36	23,993	18,714	
	FPN 33/32	28.20	36.71	21,838	17,034		FPN 35/32	28.20	37.24	24,693	19,261	
	FPN 33/33	29.08	37.60	22,461	17,519		FPN 35/33	29.08	38.12	25,394	19,807	
	FPN 33/34	29.96	38.48	23,083	18,005		FPN 35/34	29.96	39.00	26,094	20,354	
	FPN 33/35	30.84	39.36	23,706	18,491		FPN 35/35	30.84	39.88	26,795	20,900	
	FPN 33/36	31.72	40.24	24,329	18,977		FPN 35/36	31.72	40.76	27,496	21,447	
	FPN 33/37	32.60	41.12	24,952	19,462		FPN 35/37	32.60	41.64	28,196	21,993	
	FPN 33/38	33.48	42.00	25,574	19,948		FPN 35/38	33.48	42.52	28,897	22,539	
	FPN 33/39	34.36	42.88	26,197	20,434		FPN 36/04	3.56	12.86	5,441	4,244	
	<b>FPN 34</b> D=30.92 m (102 FT)	FPN 34/04	3.56	12.33	4,732		3,691	FPN 36/05	4.44	13.74	6,182	4,822
		FPN 34/05	4.44	13.21	5,393		4,206	FPN 36/06	5.32	14.62	6,923	5,400
		FPN 34/06	5.32	14.09	6,054		4,722	FPN 36/07	6.20	15.50	7,664	5,978
FPN 34/07		6.20	14.98	6,715	5,238	FPN 36/08	7.08	16.38	8,405	6,556		
FPN 34/08		7.08	15.86	7,376	5,753	FPN 36/09	7.96	17.26	9,146	7,134		
FPN 34/09		7.96	16.74	8,037	6,269	FPN 36/10	8.84	18.14	9,887	7,712		
FPN 34/10		8.84	17.62	8,698	6,785	FPN 36/11	9.72	19.02	10,629	8,290		
FPN 34/11		9.72	18.50	9,359	7,300	FPN 36/12	10.60	19.90	11,370	8,868		
FPN 34/12		10.60	19.38	10,020	7,816	FPN 36/13	11.48	20.78	12,111	9,446		
FPN 34/13		11.48	20.26	10,681	8,332	FPN 36/14	12.36	21.66	12,852	10,025		
FPN 34/14		12.36	21.14	11,343	8,847	FPN 36/15	13.24	22.54	13,593	10,603		
FPN 34/15		13.24	22.02	12,004	9,363	FPN 36/16	14.12	23.42	14,334	11,181		
FPN 34/16		14.12	22.90	12,665	9,878	FPN 36/17	15.00	24.30	15,075	11,759		
FPN 34/17		15.00	23.78	13,326	10,394	FPN 36/18	15.88	25.18	15,817	12,337		
FPN 34/18		15.88	24.66	13,987	10,910	FPN 36/19	16.76	26.06	16,558	12,915		
FPN 34/19		16.76	25.54	14,648	11,425	FPN 36/20	17.64	26.94	17,299	13,493		
FPN 34/20		17.64	26.42	15,309	11,941	FPN 36/21	18.52	27.82	18,040	14,071		
FPN 34/21		18.52	27.30	15,970	12,457	FPN 36/22	19.40	28.70	18,781	14,649		
FPN 34/22		19.40	28.18	16,631	12,972	FPN 36/23	20.28	29.58	19,522	15,227		
FPN 34/23		20.28	29.06	17,292	13,488	FPN 36/24	21.16	30.46	20,263	15,805		
FPN 34/24		21.16	29.94	17,953	14,004	FPN 36/25	22.04	31.34	21,004	16,384		
FPN 34/25		22.04	30.82	18,614	14,519	FPN 36/26	22.92	32.22	21,746	16,962		
FPN 34/26		22.92	31.70	19,275	15,035	FPN 36/27	23.80	33.10	22,487	17,540		
FPN 34/27		23.80	32.58	19,937	15,551	FPN 36/28	24.68	33.98	23,228	18,118		
FPN 34/28		24.68	33.46	20,598	16,066	FPN 36/29	25.56	34.86	23,969	18,696		
FPN 34/29		25.56	34.34	21,259	16,582	FPN 36/30	26.44	35.74	24,710	19,274		
FPN 34/30		26.44	35.22	21,920	17,097	FPN 36/31	27.32	36.62	25,451	19,852		
FPN 34/31		27.32	36.10	22,581	17,613	FPN 36/32	28.20	37.50	26,192	20,430		
FPN 34/32		28.20	36.98	23,242	18,129	FPN 36/33	29.08	38.38	26,934	21,008		
FPN 34/33		29.08	37.86	23,903	18,644	FPN 36/34	29.96	39.26	27,675	21,586		
FPN 34/34		29.96	38.74	24,564	19,160	FPN 36/35	30.84	40.14	28,416	22,164		
FPN 34/35		30.84	39.62	25,225	19,676							
FPN 34/36		31.72	40.50	25,886	20,191							
FPN 34/37		32.60	41.38	26,547	20,707							
FPN 34/38		33.48	42.26	27,208	21,223							
FPN 34/39		34.36	43.14	27,869	21,738							

**FPN FLAT BOTTOM SILOS DIMENSIONS AND CAPACITIES (NARROW CORRUGATION SHEET)**

**ELEVATION**



**NOTE**

- 1) Heights might be subjected to +/- 0,030 m variation depending on the site conditions
- 2) Capacities are to be considered UNCOMPACTED
- 3) The maximum number of rings is referred to standard ambiental data: 73,6 daN/m<sup>2</sup> for snow; 100daN/m<sup>2</sup> for design wind pressure; 0,00g for seism

**FC45N HOPPER SILOS DIMENSIONS AND CAPACITIES (NARROW CORRUGATION SHEET)**

DIAMETER METERS (FT)	MODEL	HEIGHTS			CAPACITY		
		STRUCTURES M (A)	EAVES M (B)	OVERALL M (C)	M <sup>3</sup>	TONNES	
<b>FC45N 04</b> D=3.64 m (12 FT)	FC45N 04/04	2.49	6.05	7.04	47	36	
	FC45N 04/05	2.49	6.92	7.91	56	44	
	FC45N 04/06	2.49	7.80	8.79	65	51	
	FC45N 04/07	2.49	8.68	9.67	74	58	
	FC45N 04/08	2.49	9.56	10.55	83	65	
	FC45N 04/09	2.49	10.44	11.43	92	72	
	FC45N 04/10	2.49	11.32	12.31	102	79	
	FC45N 04/11	2.49	12.20	13.19	111	86	
	FC45N 04/12	2.49	13.08	14.07	120	93	
	FC45N 04/13	2.49	13.96	14.95	129	101	
	FC45N 04/14	2.49	14.84	15.83	138	108	
	FC45N 04/15	2.49	15.72	16.71	147	115	
	FC45N 04/16	2.49	16.60	17.59	156	122	
	FC45N 04/17	2.49	17.48	18.47	166	129	
	FC45N 04/18	2.49	18.36	19.35	175	136	
	FC45N 04/19	2.49	19.24	20.23	184	143	
	FC45N 04/20	2.49	20.12	21.11	193	151	
	<b>FC45N 05</b> D=4.55 m (15 FT)	FC45N 05/04	2.93	6.48	7.73	77	60
		FC45N 05/05	2.93	7.37	8.62	91	71
		FC45N 05/06	2.93	8.25	9.50	105	82
FC45N 05/07		2.93	9.13	10.38	120	93	
FC45N 05/08		2.93	10.01	11.26	134	104	
FC45N 05/09		2.93	10.89	12.14	148	116	
FC45N 05/10		2.93	11.77	13.02	162	127	
FC45N 05/11		2.93	12.65	13.90	177	138	
FC45N 05/12		2.93	13.53	14.78	191	149	
FC45N 05/13		2.93	14.41	15.66	205	160	
FC45N 05/14		2.93	15.29	16.54	220	171	
FC45N 05/15		2.93	16.17	17.42	234	182	
FC45N 05/16		2.93	17.05	18.30	248	194	
FC45N 05/17		2.93	17.93	19.18	263	205	
FC45N 05/18		2.93	18.81	20.07	277	216	
FC45N 05/19		2.93	19.69	20.95	291	227	
FC45N 05/20		2.93	20.57	21.83	305	238	
FC45N 05/21		2.93	21.45	22.71	320	249	
FC45N 05/22		2.93	22.33	23.59	334	261	
FC45N 05/23		2.93	23.21	24.47	348	272	
FC45N 05/24		2.93	24.09	25.35	363	283	
FC45N 05/25		2.93	24.97	26.23	377	294	

DIAMETER METERS (FT)	MODEL	HEIGHTS			CAPACITY		
		STRUCTURES M (A)	EAVES M (B)	OVERALL M (C)	M <sup>3</sup>	TONNES	
<b>FC45N 06</b> D=5.46 m (18 FT)	FC45N 06/04	3.39	6.95	8.46	116	90	
	FC45N 06/05	3.39	7.83	9.34	136	106	
	FC45N 06/06	3.39	8.71	10.22	157	122	
	FC45N 06/07	3.39	9.59	11.10	178	139	
	FC45N 06/08	3.39	10.47	11.98	198	155	
	FC45N 06/09	3.39	11.35	12.86	219	171	
	FC45N 06/10	3.39	12.23	13.74	239	187	
	FC45N 06/11	3.39	13.11	14.62	260	203	
	FC45N 06/12	3.39	13.99	15.50	281	219	
	FC45N 06/13	3.39	14.87	16.38	301	235	
	FC45N 06/14	3.39	15.75	17.26	322	251	
	FC45N 06/15	3.39	16.63	18.14	342	267	
	FC45N 06/16	3.39	17.51	19.02	363	283	
	FC45N 06/17	3.39	18.39	19.90	383	299	
	FC45N 06/18	3.39	19.27	20.78	404	315	
	FC45N 06/19	3.39	20.15	21.66	425	331	
	FC45N 06/20	3.39	21.03	22.54	445	347	
	FC45N 06/21	3.39	21.91	23.42	466	363	
	FC45N 06/22	3.39	22.79	24.30	486	379	
	FC45N 06/23	3.39	23.67	25.18	507	395	
	FC45N 06/24	3.39	24.55	26.06	528	412	
	FC45N 06/25	3.39	25.43	26.94	548	428	
	FC45N 06/26	3.39	26.31	27.82	569	444	
	FC45N 06/27	3.39	27.19	28.70	589	460	
	FC45N 06/28	3.39	28.07	29.58	610	476	
	FC45N 06/29	3.39	28.95	30.46	631	492	
	FC45N 06/30	3.39	29.83	31.34	651	508	
	<b>FC45N 07</b> D=6.37 m (21 FT)	FC45N 07/04	3.84	7.39	9.17	165	129
		FC45N 07/05	3.84	8.28	10.06	193	151
		FC45N 07/06	3.84	9.16	10.94	221	172
FC45N 07/07		3.84	10.04	11.82	249	194	
FC45N 07/08		3.84	10.92	12.70	277	216	
FC45N 07/09		3.84	11.80	13.58	305	238	
FC45N 07/10		3.84	12.68	14.46	333	260	
FC45N 07/11		3.84	13.56	15.34	361	282	
FC45N 07/12		3.84	14.44	16.22	389	304	
FC45N 07/13		3.84	15.32	17.10	417	325	
FC45N 07/14		3.84	16.20	17.98	445	347	
FC45N 07/15		3.84	17.08	18.86	473	369	
FC45N 07/16		3.84	17.96	19.74	501	391	
FC45N 07/17		3.84	18.84	20.62	529	413	
FC45N 07/18		3.84	19.72	21.50	557	435	
FC45N 07/19		3.84	20.60	22.38	585	457	
FC45N 07/20		3.84	21.48	23.26	613	478	
FC45N 07/21		3.84	22.36	24.14	641	500	
FC45N 07/22		3.84	23.24	25.02	669	522	
FC45N 07/23		3.84	24.12	25.90	697	544	
FC45N 07/24		3.84	25.00	26.78	725	566	
FC45N 07/25		3.84	25.88	27.66	754	588	
FC45N 07/26		3.84	26.76	28.53	782	610	
FC45N 07/27		3.84	27.64	29.41	810	631	
FC45N 07/28		3.84	28.52	30.29	838	653	
FC45N 07/29		3.84	29.40	31.17	866	675	
FC45N 07/30		3.84	30.28	32.05	894	697	

- 1) Heights might be subjected to +/- 0,030 m variation depending on the site conditions
- 2) Capacities are to be considered UNCOMPACTED
- 3) The maximum number of rings is referred to standard ambiental data: 73,6 daN/m<sup>2</sup> for snow; 100daN/m<sup>2</sup> for design wind pressure; 0,00g for seism

**FC45N HOPPER SILOS DIMENSIONS AND CAPACITIES (NARROW CORRUGATION SHEET)**

DIAMETER METERS (FT)	MODEL	HEIGHTS			CAPACITY		DIAMETER METERS (FT)	MODEL	HEIGHTS			CAPACITY			
		STRUCTURES M (A)	EAVES M (B)	OVERALL M (C)	M <sup>3</sup>	TONNES			STRUCTURES M (A)	EAVES M (B)	OVERALL M (C)	M <sup>3</sup>	TONNES		
<b>FC45N 08</b> D=7.28 m (24 FT)	FC45N 08/04	4.29	7.85	9.89	225	176	<b>FC45N 10</b> D=9.10 m (30 FT)	FC45N 10/04	5.84	9.39	11.82	391	305		
	FC45N 08/05	4.29	8.74	10.78	262	204		FC45N 10/05	5.84	10.28	12.70	448	350		
	FC45N 08/06	4.29	9.62	11.66	298	233		FC45N 10/06	5.84	11.16	13.58	506	394		
	FC45N 08/07	4.29	10.50	12.54	335	261		FC45N 10/07	5.84	12.04	14.46	563	439		
	FC45N 08/08	4.29	11.38	13.42	372	290		FC45N 10/08	5.84	12.92	15.34	620	484		
	FC45N 08/09	4.29	12.26	14.30	408	318		FC45N 10/09	5.84	13.80	16.22	677	528		
	FC45N 08/10	4.29	13.14	15.18	445	347		FC45N 10/10	5.84	14.68	17.10	734	573		
	FC45N 08/11	4.29	14.02	16.06	481	376		FC45N 10/11	5.84	15.56	17.98	792	617		
	FC45N 08/12	4.29	14.90	16.94	518	404		FC45N 10/12	5.84	16.44	18.86	849	662		
	FC45N 08/13	4.29	15.78	17.82	555	433		FC45N 10/13	5.84	17.32	19.74	906	707		
	FC45N 08/14	4.29	16.66	18.70	591	461		FC45N 10/14	5.84	18.20	20.62	963	751		
	FC45N 08/15	4.29	17.54	19.58	628	490		FC45N 10/15	5.84	19.08	21.50	1,020	796		
	FC45N 08/16	4.29	18.42	20.46	664	518		FC45N 10/16	5.84	19.97	22.39	1,078	841		
	FC45N 08/17	4.29	19.30	21.34	701	547		FC45N 10/17	5.84	20.85	23.27	1,135	886		
	FC45N 08/18	4.29	20.18	22.22	738	575		FC45N 10/18	5.84	21.73	24.15	1,192	930		
	FC45N 08/19	4.29	21.06	23.10	774	604		FC45N 10/19	5.84	22.61	25.03	1,250	975		
	FC45N 08/20	4.29	21.94	23.98	811	632		FC45N 10/20	5.84	23.49	25.91	1,307	1,019		
	FC45N 08/21	4.29	22.82	24.86	847	661		FC45N 10/21	5.84	24.37	26.79	1,364	1,064		
	FC45N 08/22	4.29	23.70	25.74	884	690		FC45N 10/22	5.84	25.25	27.67	1,421	1,109		
	FC45N 08/23	4.29	24.58	26.62	921	718		FC45N 10/23	5.84	26.13	28.55	1,478	1,153		
	FC45N 08/24	4.29	25.46	27.50	957	747		FC45N 10/24	5.84	27.01	29.43	1,536	1,198		
	FC45N 08/25	4.29	26.34	28.38	994	775		FC45N 10/25	5.84	27.89	30.31	1,593	1,242		
	FC45N 08/26	4.29	27.22	29.25	1,030	804		FC45N 10/26	5.84	28.77	31.19	1,650	1,287		
	FC45N 08/27	4.29	28.10	30.13	1,067	832		FC45N 10/27	5.84	29.65	32.07	1,707	1,332		
	FC45N 08/28	4.29	28.98	31.01	1,104	861		FC45N 10/28	5.84	30.53	32.95	1,764	1,376		
	FC45N 08/29	4.29	29.86	31.89	1,140	889		FC45N 10/29	5.84	31.41	33.83	1,822	1,421		
	FC45N 08/30	4.29	30.74	32.77	1,177	918		FC45N 10/30	5.84	32.29	34.71	1,879	1,465		
	<b>FC45N 09</b> D=8.19 m (27 FT)	FC45N 09/04	5.29	8.85	11.15	303		236	<b>FC45N 11</b> D=10.01 m (33 FT)	FC45N 11/04	6.31	9.87	12.56	492	384
		FC45N 09/05	5.29	9.53	11.83	349		272		FC45N 11/05	6.31	10.74	13.43	562	438
		FC45N 09/06	5.29	10.41	12.71	395		308		FC45N 11/06	6.31	11.62	14.31	631	492
FC45N 09/07		5.29	11.29	13.59	442	344	FC45N 11/07	6.31		12.50	15.19	700	546		
FC45N 09/08		5.29	12.17	14.47	488	381	FC45N 11/08	6.31		13.38	16.07	769	600		
FC45N 09/09		5.29	13.05	15.35	534	417	FC45N 11/09	6.31		14.26	16.95	838	654		
FC45N 09/10		5.29	13.93	16.23	580	453	FC45N 11/10	6.31		15.14	17.83	908	708		
FC45N 09/11		5.29	14.81	17.11	627	489	FC45N 11/11	6.31		16.02	18.71	977	762		
FC45N 09/12		5.29	15.69	17.99	673	525	FC45N 11/12	6.31		16.90	19.59	1,046	816		
FC45N 09/13		5.29	16.57	18.87	719	561	FC45N 11/13	6.31		17.78	20.47	1,115	870		
FC45N 09/14		5.29	17.45	19.75	766	597	FC45N 11/14	6.31		18.66	21.35	1,184	924		
FC45N 09/15		5.29	18.33	20.63	812	633	FC45N 11/15	6.31		19.54	22.23	1,254	978		
FC45N 09/16		5.29	19.21	21.51	858	670	FC45N 11/16	6.31		20.43	23.12	1,324	1,032		
FC45N 09/17		5.29	20.09	22.39	905	706	FC45N 11/17	6.31		21.31	24.00	1,393	1,086		
FC45N 09/18		5.29	20.97	23.27	951	742	FC45N 11/18	6.31		22.19	24.88	1,462	1,140		
FC45N 09/19		5.29	21.85	24.15	997	778	FC45N 11/19	6.31		23.07	25.76	1,531	1,194		
FC45N 09/20		5.29	22.73	25.03	1,044	814	FC45N 11/20	6.31		23.95	26.64	1,600	1,248		
FC45N 09/21		5.29	23.61	25.91	1,090	850	FC45N 11/21	6.31		24.83	27.52	1,670	1,302		
FC45N 09/22		5.29	24.49	26.79	1,136	886	FC45N 11/22	6.31		25.71	28.40	1,739	1,356		
FC45N 09/23		5.29	25.37	27.67	1,183	922	FC45N 11/23	6.31		26.59	29.28	1,808	1,410		
FC45N 09/24		5.29	26.25	28.56	1,229	959	FC45N 11/24	6.31		27.47	30.16	1,877	1,464		
FC45N 09/25		5.29	27.13	29.44	1,275	995	FC45N 11/25	6.31		28.35	31.04	1,946	1,518		
FC45N 09/26		5.29	28.01	30.32	1,322	1,031	FC45N 11/26	6.31		29.23	31.92	2,016	1,572		
FC45N 09/27		5.29	28.89	31.20	1,368	1,067	FC45N 11/27	6.31		30.11	32.80	2,085	1,626		
FC45N 09/28		5.29	29.77	32.08	1,414	1,103	FC45N 11/28	6.31		30.99	33.68	2,154	1,680		
FC45N 09/29		5.29	30.65	32.96	1,461	1,139	FC45N 11/29	6.31		31.87	34.56	2,223	1,734		
FC45N 09/30		5.29	31.53	33.84	1,507	1,175	FC45N 11/30	6.31		32.75	35.44	2,292	1,788		

**FC45N HOPPER SILOS DIMENSIONS AND CAPACITIES (NARROW CORRUGATION SHEET)**

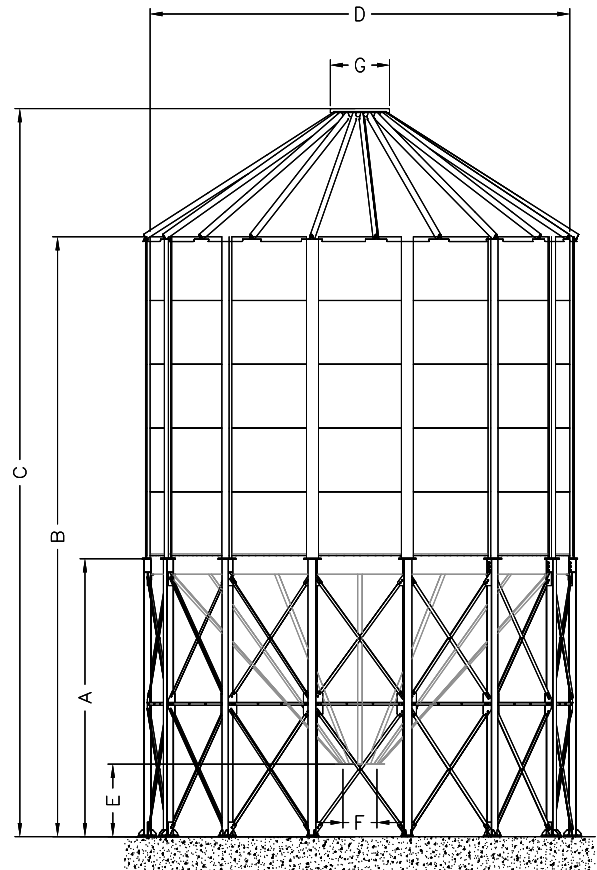
DIAMETER METERS (FT)	MODEL	HEIGHTS			CAPACITY		DIAMETER METERS (FT)	MODEL	HEIGHTS			CAPACITY			
		STRUCTURES M (A)	EAVES M (B)	OVERALL M (C)	M <sup>3</sup>	TONNES			STRUCTURES M (A)	EAVES M (B)	OVERALL M (C)	M <sup>3</sup>	TONNES		
<b>FC45N 12</b> D=10.91 m (36 FT)	FC45N 12/04	6.82	10.38	13.33	609	475	<b>FC45N 14</b> D=12.73 m (42 FT)	FC45N 14/04	7.71	11.27	14.74	891	695		
	FC45N 12/05	6.82	11.21	14.15	691	539		FC45N 14/05	7.71	12.15	15.62	1,004	783		
	FC45N 12/06	6.82	12.09	15.03	773	603		FC45N 14/06	7.71	13.03	16.50	1,116	870		
	FC45N 12/07	6.82	12.97	15.91	856	667		FC45N 14/07	7.71	13.91	17.38	1,228	958		
	FC45N 12/08	6.82	13.85	16.79	938	732		FC45N 14/08	7.71	14.79	18.26	1,340	1,045		
	FC45N 12/09	6.82	14.73	17.68	1,020	796		FC45N 14/09	7.71	15.67	19.14	1,452	1,132		
	FC45N 12/10	6.82	15.61	18.56	1,103	860		FC45N 14/10	7.71	16.55	20.02	1,564	1,220		
	FC45N 12/11	6.82	16.49	19.44	1,185	924		FC45N 14/11	7.71	17.43	20.90	1,676	1,307		
	FC45N 12/12	6.82	17.37	20.32	1,267	989		FC45N 14/12	7.71	18.31	21.78	1,788	1,395		
	FC45N 12/13	6.82	18.25	21.20	1,350	1,053		FC45N 14/13	7.71	19.19	22.66	1,900	1,482		
	FC45N 12/14	6.82	19.13	22.08	1,432	1,117		FC45N 14/14	7.71	20.07	23.54	2,012	1,570		
	FC45N 12/15	6.82	20.01	22.96	1,515	1,181		FC45N 14/15	7.71	20.95	24.42	2,124	1,657		
	FC45N 12/16	6.82	20.90	23.85	1,598	1,247		FC45N 14/16	7.71	21.84	25.31	2,238	1,745		
	FC45N 12/17	6.82	21.78	24.73	1,681	1,311		FC45N 14/17	7.71	22.72	26.19	2,350	1,833		
	FC45N 12/18	6.82	22.66	25.61	1,763	1,375		FC45N 14/18	7.71	23.60	27.07	2,462	1,920		
	FC45N 12/19	6.82	23.54	26.49	1,845	1,439		FC45N 14/19	7.71	24.48	27.95	2,574	2,008		
	FC45N 12/20	6.82	24.42	27.37	1,928	1,504		FC45N 14/20	7.71	25.36	28.83	2,686	2,095		
	FC45N 12/21	6.82	25.30	28.25	2,010	1,568		FC45N 14/21	7.71	26.24	29.71	2,798	2,183		
	FC45N 12/22	6.82	26.18	29.13	2,092	1,632		FC45N 14/22	7.71	27.12	30.59	2,910	2,270		
	FC45N 12/23	6.82	27.06	30.01	2,175	1,696		FC45N 14/23	7.71	28.00	31.47	3,022	2,357		
	FC45N 12/24	6.82	27.94	30.89	2,257	1,761		FC45N 14/24	7.71	28.88	32.35	3,134	2,445		
	FC45N 12/25	6.82	28.82	31.77	2,339	1,825		FC45N 14/25	7.71	29.76	33.23	3,247	2,532		
	FC45N 12/26	6.82	29.70	32.65	2,422	1,889		FC45N 14/26	7.71	30.64	34.11	3,359	2,620		
	FC45N 12/27	6.82	30.58	33.53	2,504	1,953		FC45N 14/27	7.71	31.52	34.99	3,471	2,707		
	FC45N 12/28	6.82	31.46	34.41	2,586	2,017		FC45N 14/28	7.71	32.40	35.87	3,583	2,795		
	FC45N 12/29	6.82	32.34	35.29	2,669	2,082		FC45N 14/29	7.71	33.28	36.75	3,695	2,882		
	FC45N 12/30	6.82	33.22	36.17	2,751	2,146		FC45N 14/30	7.71	34.16	37.63	3,807	2,969		
	<b>FC45N 13</b> D=11.82 m (39 FT)	FC45N 13/04	7.27	10.82	14.03	743		580	<b>FC45N 15</b> D=13.64 m (45 FT)	FC45N 15/04	8.17	11.73	15.47	1,059	826
		FC45N 13/05	7.27	11.69	14.90	840		655		FC45N 15/05	8.17	12.61	16.35	1,187	926
		FC45N 13/06	7.27	12.57	15.78	936		730		FC45N 15/06	8.17	13.49	17.23	1,316	1,027
FC45N 13/07		7.27	13.45	16.66	1,033	806	FC45N 15/07	8.17		14.37	18.11	1,445	1,127		
FC45N 13/08		7.27	14.33	17.54	1,130	881	FC45N 15/08	8.17		15.25	18.99	1,573	1,227		
FC45N 13/09		7.27	15.21	18.42	1,226	957	FC45N 15/09	8.17		16.13	19.87	1,702	1,328		
FC45N 13/10		7.27	16.09	19.30	1,323	1,032	FC45N 15/10	8.17		17.01	20.75	1,831	1,428		
FC45N 13/11		7.27	16.97	20.18	1,420	1,107	FC45N 15/11	8.17		17.89	21.63	1,959	1,528		
FC45N 13/12		7.27	17.85	21.06	1,516	1,183	FC45N 15/12	8.17		18.77	22.51	2,088	1,629		
FC45N 13/13		7.27	18.73	21.94	1,613	1,258	FC45N 15/13	8.17		19.65	23.39	2,217	1,729		
FC45N 13/14		7.27	19.61	22.82	1,710	1,333	FC45N 15/14	8.17		20.53	24.27	2,345	1,829		
FC45N 13/15		7.27	20.49	23.70	1,806	1,409	FC45N 15/15	8.17		21.41	25.15	2,474	1,930		
FC45N 13/16		7.27	21.38	24.59	1,904	1,485	FC45N 15/16	8.17		22.29	26.03	2,603	2,030		
FC45N 13/17		7.27	22.26	25.47	2,001	1,560	FC45N 15/17	8.17		23.17	26.91	2,731	2,131		
FC45N 13/18		7.27	23.14	26.35	2,097	1,636	FC45N 15/18	8.17		24.05	27.79	2,860	2,231		
FC45N 13/19		7.27	24.02	27.23	2,194	1,711	FC45N 15/19	8.17		24.93	28.67	2,989	2,331		
FC45N 13/20		7.27	24.90	28.11	2,291	1,787	FC45N 15/20	8.17		25.81	29.55	3,117	2,432		
FC45N 13/21		7.27	25.78	28.99	2,387	1,862	FC45N 15/21	8.17		26.69	30.43	3,246	2,532		
FC45N 13/22		7.27	26.66	29.87	2,484	1,937	FC45N 15/22	8.17		27.57	31.31	3,375	2,632		
FC45N 13/23		7.27	27.54	30.75	2,581	2,013	FC45N 15/23	8.17		28.45	32.19	3,503	2,733		
FC45N 13/24		7.27	28.42	31.63	2,677	2,088	FC45N 15/24	8.17		29.33	33.07	3,632	2,833		
FC45N 13/25		7.27	29.30	32.51	2,774	2,164	FC45N 15/25	8.17		30.21	33.95	3,761	2,933		
FC45N 13/26		7.27	30.18	33.39	2,870	2,239	FC45N 15/26	8.17		31.09	34.83	3,889	3,034		
FC45N 13/27		7.27	31.06	34.27	2,967	2,314	FC45N 15/27	8.17		31.97	35.71	4,018	3,134		
FC45N 13/28		7.27	31.94	35.15	3,064	2,390	FC45N 15/28	8.17		32.85	36.59	4,147	3,235		
FC45N 13/29		7.27	32.82	36.03	3,160	2,465	FC45N 15/29	8.17		33.73	37.47	4,276	3,335		
FC45N 13/30		7.27	33.70	36.91	3,257	2,540	FC45N 15/30	8.17		34.61	38.35	4,404	3,435		

**FC45N HOPPER SILOS DIMENSIONS AND CAPACITIES (NARROW CORRUGATION SHEET)**

DIAMETER METERS (FT)	MODEL	HEIGHTS			CAPACITY	
		STRUCTURES M (A)	EAVES M (B)	OVERALL M (C)	M <sup>3</sup>	TONNES
	FC45N 16/04	8.63	12.19	16.18	1,243	970
	FC45N 16/05	8.63	13.07	17.06	1,390	1,084
	FC45N 16/06	8.63	13.95	17.94	1,536	1,198
	FC45N 16/07	8.63	14.83	18.82	1,682	1,312
	FC45N 16/08	8.63	15.71	19.70	1,829	1,427
	FC45N 16/09	8.63	16.59	20.58	1,975	1,541
	FC45N 16/10	8.63	17.47	21.46	2,122	1,655
	FC45N 16/11	8.63	18.35	22.34	2,268	1,769
	FC45N 16/12	8.63	19.23	23.22	2,414	1,883
	FC45N 16/13	8.63	20.11	24.10	2,561	1,997
	FC45N 16/14	8.63	20.99	24.98	2,707	2,112
	FC45N 16/15	8.63	21.87	25.87	2,854	2,226
	FC45N 16/16	8.63	22.75	26.75	3,000	2,340
	FC45N 16/17	8.63	23.63	27.63	3,146	2,454
	FC45N 16/18	8.63	24.51	28.51	3,293	2,568
	FC45N 16/19	8.63	25.39	29.39	3,439	2,683
	FC45N 16/20	8.63	26.27	30.27	3,586	2,797
	FC45N 16/21	8.63	27.15	31.15	3,732	2,911
	FC45N 16/22	8.63	28.03	32.03	3,878	3,025
	FC45N 16/23	8.63	28.91	32.91	4,025	3,139
	FC45N 16/24	8.63	29.79	33.79	4,171	3,254
	FC45N 16/25	8.63	30.67	34.67	4,318	3,368
	FC45N 16/26	8.63	31.55	35.55	4,464	3,482
	FC45N 16/27	8.63	32.43	36.43	4,610	3,596
	FC45N 16/28	8.63	33.31	37.31	4,757	3,710
	FC45N 16/29	8.63	34.19	38.19	4,903	3,824
	FC45N 16/30	8.63	35.07	39.07	5,050	3,939

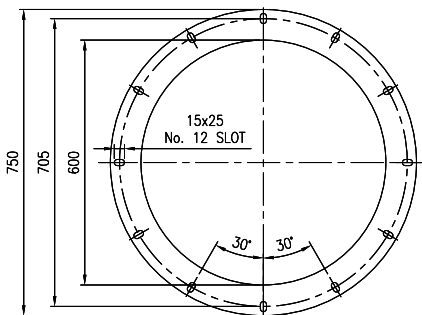
**FC45N  
16**  
D=14.55 m  
(48 FT)

**ELEVATION**



**LEGEND AND DETAILS**

- A = Structure height
- B = Height to eave
- C = Overall height
- D = Bin sheets mean diameter
- E= Outlet collar clearance for FC-45 from mod. 04 to 08 = 1.00 m and from mod. 09 to 16 = 1.45 m
- F\* = Outlet collar inside diameter = 600 mm
- G\* = Roof cap diameter = 900 mm  
(max. diam. of inlet pipe 420 mm)
- \* = Fixed dimensions



**HOPPER OUTLET DETAIL**

**NOTE**

- 1) Heights might be subjected to +/- 0,030 m variation depending on the site conditions
- 2) Capacities are to be considered UNCOMPACTED
- 3) The maximum number of rings is referred to standard ambiental data: 73,6 daN/m<sup>2</sup> for snow; 100daN/m<sup>2</sup> for design wind pressure; 0,00g for seism

**FC60N HOPPER SILOS DIMENSIONS AND CAPACITIES (NARROW CORRUGATION SHEET)**

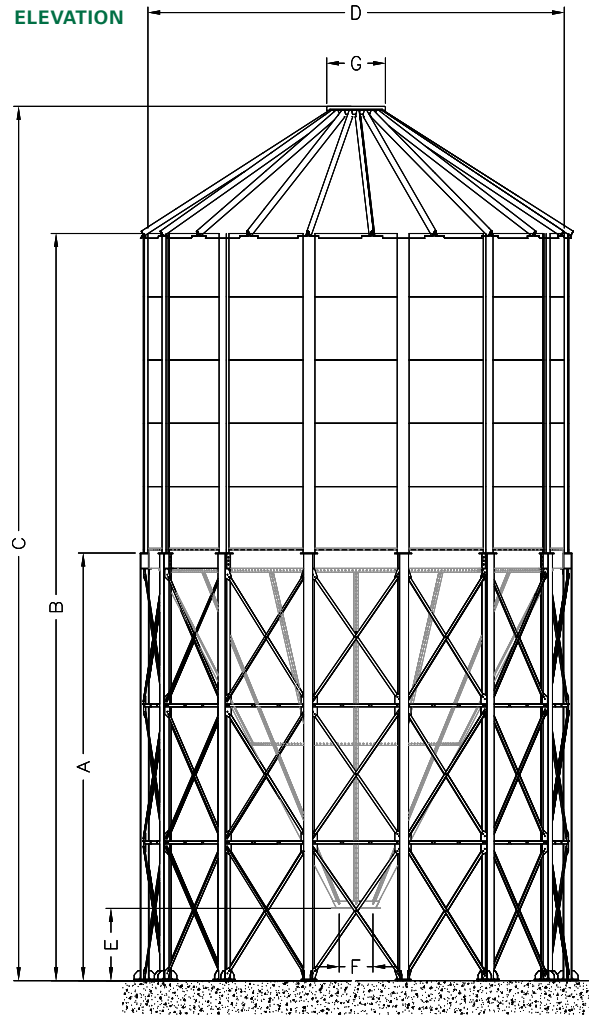
DIAMETER METERS (FT)	MODEL	HEIGHTS			CAPACITY		DIAMETER METERS (FT)	MODEL	HEIGHTS			CAPACITY		
		STRUCTURES M (A)	EAVES M (B)	OVERALL M (C)	M <sup>3</sup>	TONNES			STRUCTURES M (A)	EAVES M (B)	OVERALL M (C)	M <sup>3</sup>	TONNES	
<b>FC60N 04</b> D=3.64 m (12 FT)	FC60N 04/04	3.59	7.15	8.14	52	41	<b>FC60N 06</b> D=5.46 m (18 FT)	FC60N 06/04	5.17	8.72	10.24	134	104	
	FC60N 04/05	3.59	8.05	9.04	61	48		FC60N 06/05	5.17	9.65	11.16	154	120	
	FC60N 04/06	3.59	8.93	9.92	70	55		FC60N 06/06	5.17	10.53	12.04	175	136	
	FC60N 04/07	3.59	9.81	10.80	79	62		FC60N 06/07	5.17	11.41	12.92	195	152	
	FC60N 04/08	3.59	10.69	11.68	89	69		FC60N 06/08	5.17	12.29	13.80	216	168	
	FC60N 04/09	3.59	11.57	12.56	98	76		FC60N 06/09	5.17	13.17	14.68	236	184	
	FC60N 04/10	3.59	12.45	13.44	107	83		FC60N 06/10	5.17	14.05	15.56	257	200	
	FC60N 04/11	3.59	13.33	14.32	116	91		FC60N 06/11	5.17	14.93	16.44	278	217	
	FC60N 04/12	3.59	14.21	15.20	125	98		FC60N 06/12	5.17	15.81	17.32	298	233	
	FC60N 04/13	3.59	15.09	16.08	134	105		FC60N 06/13	5.17	16.69	18.20	319	249	
	FC60N 04/14	3.59	15.97	16.96	143	112		FC60N 06/14	5.17	17.57	19.08	339	265	
	FC60N 04/15	3.59	16.85	17.84	153	119		FC60N 06/15	5.17	18.45	19.96	360	281	
	FC60N 04/16	3.59	17.73	18.72	162	126		FC60N 06/16	5.17	19.33	20.84	381	297	
	FC60N 04/17	3.59	18.61	19.60	171	133		FC60N 06/17	5.17	20.21	21.72	401	313	
	FC60N 04/18	3.59	19.49	20.48	180	140		FC60N 06/18	5.17	21.09	22.60	422	329	
	FC60N 04/19	3.59	20.37	21.36	189	148		FC60N 06/19	5.17	21.97	23.48	442	345	
	FC60N 04/20	3.59	21.25	22.24	198	155		FC60N 06/20	5.17	22.85	24.36	463	361	
	<b>FC60N 05</b> D=4.55 m (15 FT)	FC60N 05/04	4.38	7.94	9.19	87		68	FC60N 06/21	5.17	23.73	25.24	484	377
		FC60N 05/05	4.38	8.84	10.09	101		79	FC60N 06/22	5.17	24.61	26.12	504	393
		FC60N 05/06	4.38	9.72	10.97	115		90	FC60N 06/23	5.17	25.49	27.00	525	409
FC60N 05/07		4.38	10.60	11.85	130	101	FC60N 06/24	5.17	26.37	27.88	545	425		
FC60N 05/08		4.38	11.48	12.73	144	112	FC60N 06/25	5.17	27.25	28.76	566	441		
FC60N 05/09		4.38	12.36	13.61	158	123	FC60N 06/26	5.17	28.09	29.60	586	457		
FC60N 05/10		4.38	13.24	14.49	173	135	FC60N 06/27	5.17	28.97	30.48	607	473		
FC60N 05/11		4.38	14.12	15.37	187	146	FC60N 06/28	5.17	29.85	31.36	628	490		
FC60N 05/12		4.38	15.00	16.25	201	157	FC60N 06/29	5.17	30.73	32.24	648	506		
FC60N 05/13		4.38	15.88	17.13	215	168	FC60N 06/30	5.17	31.61	33.12	669	522		
FC60N 05/14		4.38	16.76	18.01	230	179	<b>FC60N 07</b> D=6.37 m (21 FT)	FC60N 07/04	5.95	9.51	11.28	193	150	
FC60N 05/15		4.38	17.64	18.89	244	190		FC60N 07/05	5.95	10.43	12.21	221	172	
FC60N 05/16		4.38	18.52	19.77	258	202		FC60N 07/06	5.95	11.31	13.09	249	194	
FC60N 05/17		4.38	19.40	20.65	273	213		FC60N 07/07	5.95	12.19	13.97	277	216	
FC60N 05/18		4.38	20.28	21.53	287	224		FC60N 07/08	5.95	13.07	14.85	305	238	
FC60N 05/19		4.38	21.16	22.41	301	235		FC60N 07/09	5.95	13.95	15.73	333	260	
FC60N 05/20		4.38	22.04	23.29	316	246		FC60N 07/10	5.95	14.83	16.61	361	281	
FC60N 05/21		4.38	22.92	24.17	330	257		FC60N 07/11	5.95	15.71	17.49	389	303	
FC60N 05/22		4.38	23.80	25.05	344	268		FC60N 07/12	5.95	16.59	18.37	417	325	
FC60N 05/23		4.38	24.68	25.93	358	280		FC60N 07/13	5.95	17.47	19.25	445	347	
FC60N 05/24		4.38	25.56	26.81	373	291		FC60N 07/14	5.95	18.35	20.13	473	369	
FC60N 05/25		4.38	26.44	27.69	387	302		FC60N 07/15	5.95	19.23	21.01	501	391	
								FC60N 07/16	5.95	20.11	21.89	529	413	
								FC60N 07/17	5.95	20.99	22.77	557	434	
								FC60N 07/18	5.95	21.87	23.65	585	456	
						FC60N 07/19		5.95	22.75	24.53	613	478		
						FC60N 07/20		5.95	23.63	25.41	641	500		
						FC60N 07/21		5.95	24.51	26.29	669	522		
						FC60N 07/22		5.95	25.40	27.17	697	544		
						FC60N 07/23		5.95	26.28	28.05	725	566		
						FC60N 07/24		5.95	27.16	28.93	753	587		
						FC60N 07/25		5.95	28.04	29.81	781	609		
						FC60N 07/26		5.95	28.92	30.69	809	631		
						FC60N 07/27		5.95	29.80	31.57	837	653		
						FC60N 07/28		5.95	30.68	32.45	865	675		
						FC60N 07/29	5.95	31.56	33.33	893	697			
						FC60N 07/30	5.95	32.44	34.21	921	719			

**NOTE**

- 1) Heights might be subjected to +/- 0,030 m variation depending on the site conditions
- 2) Capacities are to be considered UNCOMPACTED
- 3) The maximum number of rings is referred to standard ambiental data: 73,6 daN/m<sup>2</sup> for snow; 100daN/m<sup>2</sup> for design wind pressure; 0,00g for seism

**FC60N HOPPER SILOS DIMENSIONS AND CAPACITIES (NARROW CORRUGATION SHEET)**

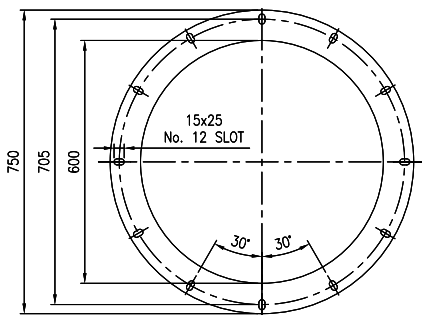
DIAMETER METERS (FT)	MODEL	HEIGHTS			CAPACITY	
		STRUCTURES M (A)	EAVES M (B)	OVERALL M (C)	M <sup>3</sup>	TONNES
<b>FC60N 08</b> D=7.28 m (24 FT)	FC60N 08/04	6.74	10.29	12.33	266	208
	FC60N 08/05	6.74	11.52	13.56	303	236
	FC60N 08/06	6.74	12.40	14.44	340	265
	FC60N 08/07	6.74	13.28	15.32	376	293
	FC60N 08/08	6.74	14.16	16.20	413	322
	FC60N 08/09	6.74	15.04	17.08	449	350
	FC60N 08/10	6.74	15.92	17.96	486	379
	FC60N 08/11	6.74	16.80	18.84	523	408
	FC60N 08/12	6.74	17.68	19.72	559	436
	FC60N 08/13	6.74	18.56	20.60	596	465
	FC60N 08/14	6.74	19.44	21.48	632	493
	FC60N 08/15	6.74	20.32	22.36	669	522
	FC60N 08/16	6.74	21.20	23.24	706	550
	FC60N 08/17	6.74	22.08	24.12	742	579
	FC60N 08/18	6.74	22.96	25.00	779	607
	FC60N 08/19	6.74	23.84	25.88	815	636
	FC60N 08/20	6.74	24.72	26.76	852	664
	FC60N 08/21	6.74	25.60	27.64	889	693
	FC60N 08/22	6.74	26.48	28.52	925	722
	FC60N 08/23	6.74	27.36	29.40	962	750
	FC60N 08/24	6.74	28.24	30.28	998	779
	FC60N 08/25	6.74	29.12	31.16	1,035	807
	FC60N 08/26	6.74	30.00	32.04	1,072	836
	FC60N 08/27	6.74	30.88	32.92	1,108	864
	FC60N 08/28	6.74	31.76	33.80	1,145	893
	FC60N 08/29	6.74	32.64	34.68	1,181	921
	FC60N 08/30	6.74	33.52	35.56	1,218	950



**LEGEND AND DETAILS**

- A = Structure height
  - B = Height to eave
  - C = Overall height
  - D = Bin sheets mean diameter
  - E\* = Outlet collar clearance = 1000 mm
  - F\* = Outlet collar inside diameter = 600 mm
  - G\* = Roof cap diameter = 900 mm
- (max. diam. of inlet pipe 420 mm)

\* = Fixed dimensions



**HOPPER OUTLET DETAIL**

**NOTE**

- 1) Heights might be subjected to +/- 0,030 m variation depending on the site conditions
- 2) Capacities are to be considered UNCOMPACTED
- 3) The maximum number of rings is referred to standard ambiental data: 73,6 daN/m<sup>2</sup> for snow; 100daN/m<sup>2</sup> for design wind pressure; 0,00g for seism

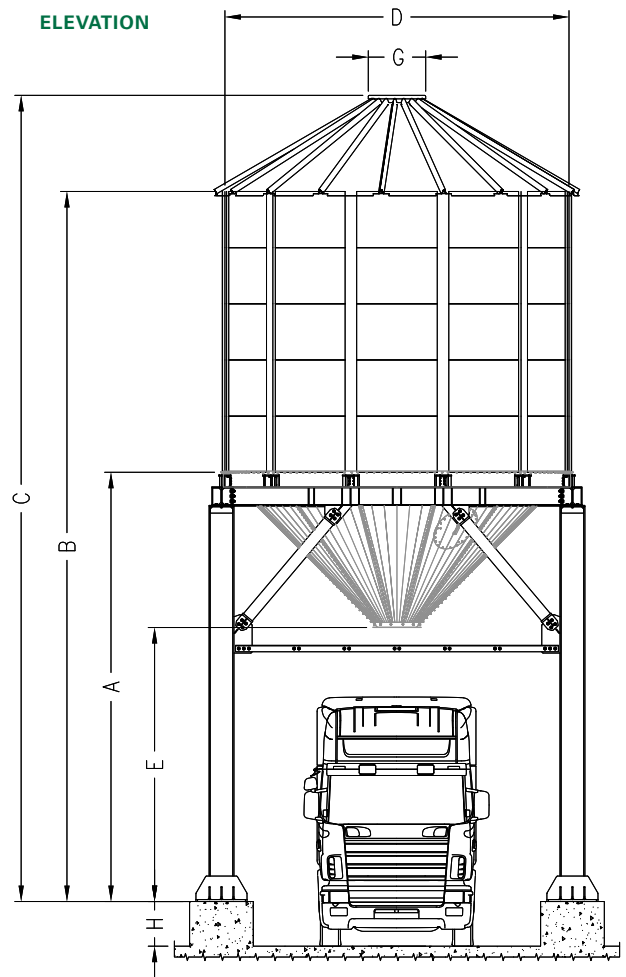


**CR45N HOPPER SILOS DIMENSIONS AND CAPACITIES (NARROW CORRUGATION SHEET)**

DIAMETER METERS (FT)	MODEL	HEIGHTS			CAPACITY	
		STRUCTURES M (A)	EAVES M (B)	OVERALL M (C)	M <sup>3</sup>	TONNES
<b>CR45N 05</b> D=4.55 m (15 FT)	CR45N 05/04	6.42	9.98	11.23	77	60
	CR45N 05/05	6.42	10.86	12.11	91	71
	CR45N 05/06	6.42	11.74	12.99	105	82
	CR45N 05/07	6.42	12.62	13.87	120	93
	CR45N 05/08	6.42	13.50	14.75	134	104
<b>CR45N 06</b> D=5.46 m (18 FT)	CR45N 06/04	6.72	10.28	11.79	116	90
	CR45N 06/05	6.72	11.16	12.67	136	106
	CR45N 06/06	6.72	12.04	13.55	157	122
	CR45N 06/07	6.72	12.92	14.43	178	139
	CR45N 06/08	6.72	13.80	15.31	198	155
	CR45N 06/09	6.72	14.68	16.19	219	171
	CR45N 06/10	6.72	15.56	17.07	239	187
	CR45N 06/11	6.72	16.44	17.95	260	203
	CR45N 06/12	6.72	17.32	18.83	281	219
	CR45N 06/13	6.72	18.20	19.71	301	235
<b>CR45N 07</b> D=6.37 m (21 FT)	CR45N 07/04	7.73	11.29	13.07	165	129
	CR45N 07/05	7.73	12.17	13.95	193	151
	CR45N 07/06	7.73	13.05	14.83	221	172
	CR45N 07/07	7.73	13.93	15.71	249	194
	CR45N 07/08	7.73	14.81	16.59	277	216
	CR45N 07/09	7.73	15.69	17.47	305	238
	CR45N 07/10	7.73	16.57	18.35	333	260
	CR45N 07/11	7.73	17.45	19.23	361	282
	CR45N 07/12	7.73	18.33	20.11	389	304
	CR45N 07/13	7.73	19.21	20.99	417	325

**NOTE**

- 1) Heights might be subjected to +/- 0,030 m variation depending on the site conditions
- 2) Capacities are to be considered UNCOMPACTED
- 3) The maximum number of rings is referred to standard ambiental data: 73,6 daN/m<sup>2</sup> for snow; 100daN/m<sup>2</sup> for design wind pressure; 0,00g for seism



**LEGEND AND DETAILS**

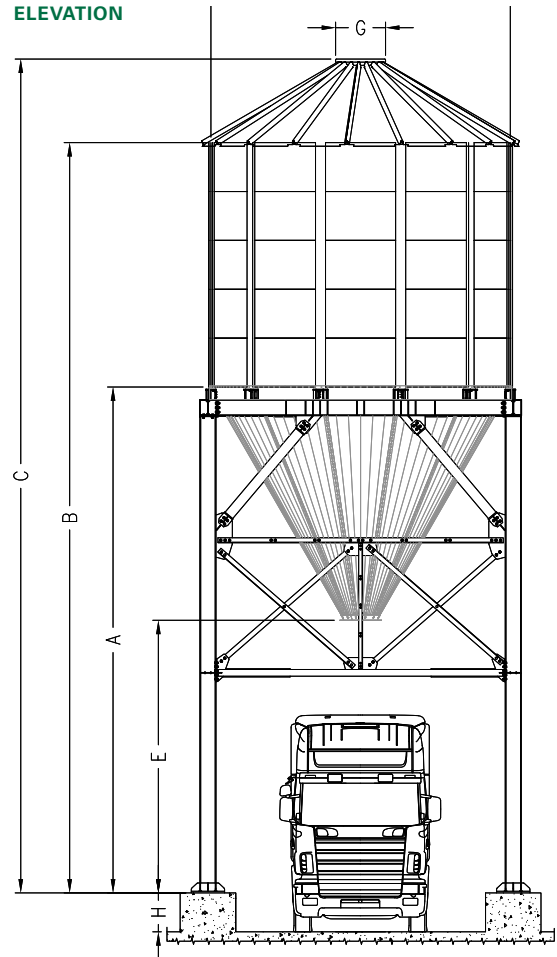
- A = Structure height
- B = Height to eave
- C = Overall height
- D = Bin sheets mean diameter
- E = Outlet clearance - see table
- F\* = Outlet collar inside diameter = 600 mm
- G\* = Roof cap diameter = 900 mm (max. diam. of inlet pipe 420 mm)
- H = Concrete column height 700-900 (mm) at client charge
- \* = Fixed dimensions

**E = HOPPER OUTLET CLEARANCE (M)**

CR45N 05	4,456
CR45N 06	4,295
CR45N 07	4,858

**CR60N HOPPER SILOS DIMENSIONS AND CAPACITIES (NARROW CORRUGATION SHEET)**

DIAMETER METERS (FT)	MODEL	HEIGHTS			CAPACITY	
		STRUCTURES M (A)	EAVES M (B)	OVERALL M (C)	M <sup>3</sup>	TONNES
<b>CR60N 05</b> D=4.55 m (15 FT)	CR60N 05/04	8.33	11.89	13.14	87	68
	CR60N 05/05	8.33	12.77	14.02	101	79
	CR60N 05/06	8.33	13.65	14.90	115	90
	CR60N 05/07	8.33	14.53	15.78	130	101
	CR60N 05/08	8.33	15.41	16.66	144	112
<b>CR60N 06</b> D=5.46 m (18 FT)	CR60N 06/04	9.11	12.67	14.18	134	104
	CR60N 06/05	9.11	13.55	15.06	154	120
	CR60N 06/06	9.11	14.43	15.94	175	136
	CR60N 06/07	9.11	15.31	16.82	195	152
	CR60N 06/08	9.11	16.19	17.70	216	168
	CR60N 06/09	9.11	17.07	18.58	236	184
	CR60N 06/10	9.11	17.95	19.46	257	200
	CR60N 06/11	9.11	18.83	20.34	278	217
	CR60N 06/12	9.11	19.71	21.22	298	233
	CR60N 06/13	9.11	20.59	22.10	319	249
<b>CR60N 07</b> D=6.37 m (21 FT)	CR60N 07/04	9.60	13.16	14.94	193	150
	CR60N 07/05	9.60	14.04	15.82	221	172
	CR60N 07/06	9.60	14.92	16.70	249	194
	CR60N 07/07	9.60	15.80	17.58	277	216
	CR60N 07/08	9.60	16.68	18.46	305	238
	CR60N 07/09	9.60	17.56	19.34	333	260
	CR60N 07/10	9.60	18.44	20.22	361	281
	CR60N 07/11	9.60	19.32	21.10	389	303
	CR60N 07/12	9.60	20.20	21.98	417	325
	CR60N 07/13	9.60	21.08	22.86	445	347



**NOTE**

- 1) Heights might be subjected to +/- 0,030 m variation depending on the site conditions
- 2) Capacities are to be considered UNCOMPACTED
- 3) The maximum number of rings is referred to standard ambiental data: 73,6 daN/m<sup>2</sup> for snow; 100daN/m<sup>2</sup> for design wind pressure; 0,00g for seism

**LEGEND AND DETAILS**

- A = Structure height
- B = Height to eave
- C = Overall height
- D = Bin sheets mean diameter
- E = Outlet clearance - see table
- F\* = Outlet collar inside diameter = 600 mm
- G\* = Roof cap diameter = 900 mm (max. diam. of inlet pipe 420 mm)
- H = Concrete column height 700-900 (mm) at client charge
- \* = Fixed dimensions

**E = HOPPER OUTLET CLEARANCE (M)**

CR60N 05	4,910
CR60N 06	4,910
CR60N 07	4,910

**FPS FLAT BOTTOM SILOS DIMENSIONS AND CAPACITIES (SHALLOW CORRUGATION SHEET)**

DIAMETER METERS (FT)	MODEL	HEIGHTS		CAPACITY		DIAMETER METERS (FT)	MODEL	HEIGHTS		CAPACITY		
		EAVES M (B)	OVERALL M (C)	M <sup>3</sup>	TONNES			EAVES M (B)	OVERALL M (C)	M <sup>3</sup>	TONNES	
<b>FPS 04</b> D=3.64 m (12 FT)	FPS 04/03	3.39	4.38	39	30	<b>FPS 07</b> D=6.37 m (21 FT)	FPS 07/03	3.39	5.17	126	98	
	FPS 04/04	4.51	5.50	50	39		FPS 07/04	4.51	6.28	162	126	
	FPS 04/05	5.63	6.61	62	48		FPS 07/05	5.63	7.40	197	154	
	FPS 04/06	6.74	7.73	73	57		FPS 07/06	6.74	8.52	233	181	
	FPS 04/07	7.86	8.85	85	66		FPS 07/07	7.86	9.64	268	209	
	FPS 04/08	8.98	9.97	97	75		FPS 07/08	8.98	10.76	304	237	
	FPS 04/09	10.10	11.09	108	84		FPS 07/09	10.10	11.87	339	265	
	FPS 04/10	11.21	12.20	120	94		FPS 07/10	11.21	12.99	375	293	
	FPS 04/11	12.33	13.32	132	103		FPS 07/11	12.33	14.11	411	320	
	FPS 04/12	13.45	14.44	143	112		FPS 07/12	13.45	15.23	446	348	
	FPS 04/13	14.57	15.56	155	121		FPS 07/13	14.57	16.34	482	376	
	FPS 04/14	15.68	16.67	166	130		FPS 07/14	15.68	17.46	517	404	
	FPS 04/15	16.80	17.79	178	139		FPS 07/15	16.80	18.58	553	431	
	FPS 04/16	17.92	18.91	190	148		FPS 07/16	17.92	19.70	589	459	
	<b>FPS 05</b> D=4.55 m (15 FT)	FPS 05/03	3.39	4.64	62		48	FPS 07/17	19.04	20.81	624	487
		FPS 05/04	4.51	5.76	80		62	FPS 07/18	20.16	21.93	660	515
FPS 05/05		5.63	6.88	98	76	FPS 07/19	21.27	23.05	695	542		
FPS 05/06		6.74	7.99	116	91	FPS 07/20	22.39	24.17	731	570		
FPS 05/07		7.86	9.11	134	105	FPS 07/21	23.51	25.28	766	598		
FPS 05/08		8.98	10.23	152	119	FPS 07/22	24.63	26.40	802	626		
FPS 05/09		10.10	11.35	171	133	FPS 07/23	25.74	27.52	838	653		
FPS 05/10		11.21	12.47	189	147	FPS 07/24	26.86	28.64	873	681		
FPS 05/11		12.33	13.58	207	161	FPS 07/25	27.98	29.75	909	709		
FPS 05/12		13.45	14.70	225	176	FPS 07/26	29.10	30.87	944	737		
FPS 05/13		14.57	15.82	243	190	FPS 07/27	30.21	31.99	980	764		
FPS 05/14		15.68	16.94	261	204	FPS 07/28	31.33	33.11	1,016	792		
FPS 05/15		16.80	18.05	279	218	FPS 08/03	3.39	5.43	168	131		
FPS 05/16		17.92	19.17	298	232	FPS 08/04	4.51	6.55	214	167		
<b>FPS 06</b> D=5.46 m (18 FT)		FPS 05/17	19.04	20.29	316	246	FPS 08/05	5.63	7.66	261	203	
		FPS 05/18	20.16	21.41	334	260	FPS 08/06	6.74	8.78	307	240	
	FPS 05/19	21.27	22.52	352	275	FPS 08/07	7.86	9.90	354	276		
	FPS 05/20	22.39	23.64	370	289	FPS 08/08	8.98	11.02	400	312		
	FPS 06/03	3.39	4.90	91	71	FPS 08/09	10.10	12.14	447	348		
	FPS 06/04	4.51	6.02	117	91	FPS 08/10	11.21	13.25	493	385		
	FPS 06/05	5.63	7.14	143	111	FPS 08/11	12.33	14.37	540	421		
	FPS 06/06	6.74	8.26	169	132	FPS 08/12	13.45	15.49	586	457		
	FPS 06/07	7.86	9.38	195	152	FPS 08/13	14.57	16.61	633	493		
	FPS 06/08	8.98	10.49	221	173	FPS 08/14	15.68	17.72	679	530		
	FPS 06/09	10.10	11.61	247	193	FPS 08/15	16.80	18.84	726	566		
	FPS 06/10	11.21	12.73	274	213	FPS 08/16	17.92	19.96	772	602		
	FPS 06/11	12.33	13.85	300	234	FPS 08/17	19.04	21.08	819	638		
	FPS 06/12	13.45	14.96	326	254	FPS 08/18	20.16	22.19	865	675		
	FPS 06/13	14.57	16.08	352	275	FPS 08/19	21.27	23.31	911	711		
	FPS 06/14	15.68	17.20	378	295	FPS 08/20	22.39	24.43	958	747		
<b>FPS 08</b> D=7.28 m (24 FT)	FPS 06/15	16.80	18.32	404	315	FPS 08/21	23.51	25.55	1,004	783		
	FPS 06/16	17.92	19.43	430	336	FPS 08/22	24.63	26.66	1,051	820		
	FPS 06/17	19.04	20.55	457	356	FPS 08/23	25.74	27.78	1,097	856		
	FPS 06/18	20.16	21.67	483	377	FPS 08/24	26.86	28.90	1,144	892		
	FPS 06/19	21.27	22.79	509	397	FPS 08/25	27.98	30.02	1,190	928		
	FPS 06/20	22.39	23.90	535	417	FPS 08/26	29.10	31.13	1,237	965		
	FPS 06/21	23.51	25.02	561	438	FPS 08/27	30.21	32.25	1,283	1,001		
	FPS 06/22	24.63	26.14	587	458	FPS 08/28	31.33	33.37	1,330	1,037		
	FPS 06/23	25.74	27.26	613	479	FPS 08/29	32.45	34.49	1,376	1,073		
	FPS 06/24	26.86	28.37	640	499	FPS 08/30	33.57	35.60	1,423	1,110		

- 1) Heights might be subjected to +/- 0,030 m variation depending on the site conditions
- 2) Capacities are to be considered UNCOMPACTED
- 3) The maximum number of rings is referred to standard ambiental data: 73,6 daN/m<sup>2</sup> for snow; 100daN/m<sup>2</sup> for design wind pressure; 0,00g for seism

**FPS FLAT BOTTOM SILOS DIMENSIONS AND CAPACITIES (SHALLOW CORRUGATION SHEET)**

DIAMETER METERS (FT)	MODEL	HEIGHTS		CAPACITY		DIAMETER METERS (FT)	MODEL	HEIGHTS		CAPACITY			
		EAVES M (B)	OVERALL M (C)	M <sup>3</sup>	TONNES			EAVES M (B)	OVERALL M (C)	M <sup>3</sup>	TONNES		
<b>FPS 09</b> D=8.19 m (27 FT)	FPS 09/03	3.39	5.69	217	169	<b>FPS 11</b> D=10.01 m (33 FT)	FPS 12/03	3.39	6.08	336	262		
	FPS 09/04	4.51	6.81	275	215		FPS 12/04	4.51	7.19	424	331		
	FPS 09/05	5.63	7.93	334	261		FPS 12/05	5.63	8.31	512	399		
	FPS 09/06	6.74	9.05	393	307		FPS 12/06	6.74	9.43	600	468		
	FPS 09/07	7.86	10.16	452	353		FPS 12/07	7.86	10.55	688	536		
	FPS 09/08	8.98	11.28	511	398		FPS 12/08	8.98	12.66	776	605		
	FPS 09/09	10.10	12.40	570	444		FPS 12/09	10.10	12.78	864	674		
	FPS 09/10	11.21	13.52	628	490		FPS 12/10	12.21	13.90	951	742		
	FPS 09/11	12.33	14.63	687	536		FPS 12/11	12.33	15.02	1,039	812		
	FPS 09/12	13.45	15.75	746	582		FPS 12/12	13.45	16.14	1,127	879		
	FPS 09/13	14.57	16.87	805	628		FPS 12/13	14.57	17.25	1,215	948		
	FPS 09/14	15.68	17.99	864	674		FPS 12/14	15.68	18.37	1,303	1,016		
	FPS 09/15	16.80	19.10	923	720		FPS 12/15	16.80	19.49	1,391	1,085		
	FPS 09/16	17.92	20.22	981	765		FPS 12/16	17.92	20.61	1,479	1,153		
	FPS 09/17	19.04	21.34	1,040	811		FPS 12/17	19.04	21.72	1,567	1,222		
	FPS 09/18	20.16	22.46	1,099	857		FPS 12/18	20.16	22.84	1,654	1,290		
	FPS 09/19	21.27	23.57	1,158	903		FPS 12/19	21.27	23.96	1,742	1,359		
	FPS 09/20	22.39	24.69	1,217	949		FPS 12/20	22.39	25.08	1,830	1,427		
	FPS 09/21	23.51	25.81	1,275	995		FPS 12/21	23.51	26.19	1,918	1,496		
	FPS 09/22	24.63	26.93	1,334	1,041		FPS 12/22	24.63	27.31	2,006	1,565		
	FPS 09/23	25.74	28.04	1,393	1,087		FPS 12/23	25.74	28.43	2,094	1,633		
	FPS 09/24	26.86	29.16	1,452	1,132		FPS 12/24	26.86	29.55	2,182	1,702		
	FPS 09/25	27.98	30.28	1,511	1,178		FPS 12/25	27.98	30.66	2,269	1,770		
	FPS 09/26	29.10	31.40	1,570	1,224		FPS 12/26	29.10	31.78	2,357	1,839		
	FPS 09/27	30.21	32.51	1,628	1,270		FPS 12/27	30.21	32.90	2,445	1,907		
	FPS 09/28	31.33	33.63	1,687	1,316		FPS 12/28	31.33	34.02	2,533	1,976		
	FPS 09/29	32.45	34.75	1,746	1,362		FPS 12/29	32.45	35.13	2,621	2,044		
	FPS 09/30	33.57	35.87	1,805	1,408		FPS 12/30	33.57	36.25	2,709	2,123		
	<b>FPS 10</b> D=9.10 m (30 FT)	FPS 10/03	3.39	5.81	273		213	<b>FPS 12</b> D=10.91 m (36 FT)	FPS 12/03	3.39	6.34	408	318
		FPS 10/04	4.51	6.93	345		269		FPS 12/04	4.51	7.46	512	400
		FPS 10/05	5.63	8.05	418		326		FPS 12/05	5.63	8.57	617	481
FPS 10/06		6.74	9.17	491	383	FPS 12/06	6.74		9.69	722	563		
FPS 10/07		7.86	10.28	563	439	FPS 12/07	7.86		10.81	826	644		
FPS 10/08		8.98	11.40	636	496	FPS 12/08	8.98		11.93	931	726		
FPS 10/09		10.10	12.52	708	553	FPS 12/09	10.10		13.05	1,035	807		
FPS 10/10		11.21	13.64	781	609	FPS 12/10	11.21		14.16	1,140	889		
FPS 10/11		12.33	14.76	854	666	FPS 12/11	12.33		15.28	1,244	971		
FPS 10/12		13.45	15.87	926	723	FPS 12/12	13.45		16.40	1,349	1,052		
FPS 10/13		14.57	16.99	999	779	FPS 12/13	14.57		17.52	1,454	1,134		
FPS 10/14		15.68	18.11	1,072	836	FPS 12/14	15.68		18.63	1,558	1,215		
FPS 10/15		16.80	19.23	1,144	892	FPS 12/15	16.80		19.75	1,663	1,297		
FPS 10/16		17.92	20.34	1,217	949	FPS 12/16	17.92		20.87	1,767	1,378		
FPS 10/17		19.04	21.46	1,289	1,006	FPS 12/17	19.04		21.99	1,872	1,460		
FPS 10/18		20.16	22.58	1,362	1,062	FPS 12/18	20.16		23.10	1,976	1,542		
FPS 10/19		21.27	23.70	1,435	1,119	FPS 12/19	21.27		24.22	2,081	1,623		
FPS 10/20		22.39	24.81	1,507	1,176	FPS 12/20	22.39		25.34	2,186	1,705		
FPS 10/21		23.51	25.93	1,580	1,232	FPS 12/21	23.51		26.46	2,290	1,786		
FPS 10/22		24.63	27.05	1,652	1,289	FPS 12/22	24.63		27.57	2,395	1,868		
FPS 10/23		25.74	28.17	1,725	1,346	FPS 12/23	25.74		28.69	2,499	1,949		
FPS 10/24		26.86	29.28	1,798	1,402	FPS 12/24	26.86		29.81	2,604	2,031		
FPS 10/25		27.98	30.40	1,870	1,459	FPS 12/25	27.98		30.93	2,708	2,113		
FPS 10/26		29.10	31.52	1,943	1,516	FPS 12/26	29.10		32.04	2,813	2,194		
FPS 10/27		30.21	32.64	2,016	1,572	FPS 12/27	30.21		33.16	2,918	2,276		
FPS 10/28		31.33	33.75	2,088	1,629	FPS 12/28	31.33		34.28	3,022	2,357		
FPS 10/29		32.45	34.87	2,161	1,685	FPS 12/29	32.45		35.40	3,127	2,439		
FPS 10/30		33.57	35.99	2,233	1,742	FPS 12/30	33.57		36.51	3,231	2,520		

**FPS FLAT BOTTOM SILOS DIMENSIONS AND CAPACITIES (SHALLOW CORRUGATION SHEET)**

DIAMETER METERS (FT)	MODEL	HEIGHTS		CAPACITY		DIAMETER METERS (FT)	MODEL	HEIGHTS		CAPACITY	
		EAVES M (B)	OVERALL M (C)	M <sup>3</sup>	TONNES			EAVES M (B)	OVERALL M (C)	M <sup>3</sup>	TONNES
<b>FPS 13</b> D=11.82 m (39 FT)	FPS 13/03	3.39	6.60	487	380	<b>FPS 15</b> D=13.64 m (45 FT)	FPS 15/03	3.39	7.13	673	525
	FPS 13/04	4.51	7.72	610	476		FPS 15/04	4.51	8.24	836	652
	FPS 13/05	5.63	8.84	733	572		FPS 15/05	5.63	9.36	999	779
	FPS 13/06	6.74	9.95	856	667		FPS 15/06	6.74	10.48	1,163	907
	FPS 13/07	7.86	11.07	978	763		FPS 15/07	7.86	11.60	1,326	1,034
	FPS 13/08	8.98	12.19	1,101	859		FPS 15/08	8.98	12.72	1,490	1,162
	FPS 13/09	10.10	13.31	1,224	955		FPS 15/09	10.10	13.83	1,653	1,289
	FPS 13/10	11.21	14.43	1,347	1,050		FPS 15/10	11.21	14.95	1,816	1,417
	FPS 13/11	12.33	15.54	1,469	1,146		FPS 15/15	12.33	16.07	1,980	1,544
	FPS 13/12	13.45	16.66	1,592	1,242		FPS 15/15	13.45	17.19	2,143	1,672
	FPS 13/13	14.57	17.78	1,715	1,337		FPS 15/15	14.57	18.30	2,306	1,799
	FPS 13/14	15.68	18.90	1,837	1,433		FPS 15/15	15.68	19.42	2,470	1,927
	FPS 13/15	16.80	20.01	1,960	1,529		FPS 15/15	16.80	20.54	2,633	2,054
	FPS 13/16	17.92	21.13	2,083	1,625		FPS 15/16	17.92	21.66	2,797	2,181
	FPS 13/17	19.04	22.25	2,206	1,720		FPS 15/17	19.04	22.77	2,960	2,309
	FPS 13/18	20.16	23.37	2,328	1,816		FPS 15/18	20.16	23.89	3,123	2,436
	FPS 13/19	21.27	24.48	2,451	1,912		FPS 15/19	21.27	25.01	3,287	2,564
	FPS 13/20	22.39	25.60	2,574	2,008		FPS 15/20	22.39	26.13	3,450	2,691
	FPS 13/21	23.51	26.72	2,697	2,103		FPS 15/21	23.51	27.24	3,614	2,819
	FPS 13/22	24.63	27.84	2,819	2,199		FPS 15/22	24.63	28.36	3,777	2,946
FPS 13/23	25.74	28.95	2,942	2,295	FPS 15/23	25.74	29.48	3,940	3,074		
FPS 13/24	26.86	30.07	3,065	2,390	FPS 15/24	26.86	30.60	4,104	3,201		
FPS 13/25	27.98	31.19	3,187	2,486	FPS 15/25	27.98	31.71	4,267	3,328		
FPS 13/26	29.10	32.31	3,310	2,582	FPS 15/26	29.10	32.83	4,431	3,456		
FPS 13/27	30.21	33.42	3,433	2,678	FPS 15/27	30.21	33.95	4,594	3,583		
FPS 13/28	31.33	34.54	3,556	2,773	FPS 15/28	31.33	35.07	4,757	3,711		
FPS 13/29	32.45	35.66	3,678	2,869	FPS 15/29	32.45	36.18	4,921	3,838		
FPS 13/30	33.57	36.78	3,801	2,965	FPS 15/30	33.57	37.30	5,084	3,966		
<b>FPS 14</b> D=12.73 m (42 FT)	FPS 14/03	3.39	6.86	576	449	<b>FPS 16</b> D=14.55 m (48 FT)	FPS 16/03	3.39	7.39	779	607
	FPS 14/04	4.51	7.98	718	560		FPS 16/04	4.51	8.51	965	752
	FPS 14/05	5.63	9.10	860	671		FPS 16/05	5.63	9.62	1,150	897
	FPS 14/06	6.74	10.22	1,003	782		FPS 16/06	6.74	10.74	1,336	1,042
	FPS 14/07	7.86	11.34	1,145	893		FPS 16/07	7.86	11.86	1,522	1,187
	FPS 14/08	8.98	12.45	1,287	1,004		FPS 16/08	8.98	12.98	1,708	1,332
	FPS 14/09	10.10	13.57	1,430	1,115		FPS 16/09	10.10	14.10	1,894	1,477
	FPS 14/10	11.21	14.69	1,572	1,226		FPS 16/10	11.21	15.21	2,080	1,622
	FPS 14/11	12.33	15.81	1,714	1,337		FPS 16/11	12.33	16.33	2,266	1,767
	FPS 14/12	13.45	16.92	1,857	1,448		FPS 16/12	13.45	17.45	2,452	1,912
	FPS 14/13	14.57	18.04	1,999	1,559		FPS 16/13	14.57	18.57	2,638	2,057
	FPS 14/14	15.68	19.16	2,141	1,670		FPS 16/14	15.68	19.68	2,824	2,202
	FPS 14/15	16.80	20.28	2,284	1,781		FPS 16/15	16.80	20.80	3,009	2,347
	FPS 14/16	17.92	21.39	2,426	1,892		FPS 16/16	17.92	21.92	3,195	2,492
	FPS 14/17	19.04	22.51	2,568	2,003		FPS 16/17	19.04	23.04	3,381	2,637
	FPS 14/18	20.16	23.63	2,711	2,114		FPS 16/18	20.16	24.15	3,567	2,782
	FPS 14/19	21.27	24.75	2,853	2,225		FPS 16/19	21.27	25.27	3,753	2,927
	FPS 14/20	22.39	25.86	2,995	2,336		FPS 16/20	22.39	26.39	3,939	3,072
	FPS 14/21	23.51	26.98	3,138	2,447		FPS 16/21	23.51	27.51	4,125	3,217
	FPS 14/22	24.63	28.10	3,280	2,558		FPS 16/22	24.63	28.62	4,311	3,362
FPS 14/23	25.74	29.22	3,422	2,669	FPS 16/23	25.74	29.74	4,497	3,507		
FPS 14/24	26.86	30.33	3,565	2,780	FPS 16/24	26.86	30.86	4,683	3,652		
FPS 14/25	27.98	31.45	3,707	2,891	FPS 16/25	27.98	31.98	4,869	3,797		
FPS 14/26	29.10	32.57	3,849	3,002	FPS 16/26	29.10	33.09	5,054	3,942		
FPS 14/27	30.21	33.69	3,992	3,113	FPS 16/27	30.21	34.21	5,240	4,087		
FPS 14/28	31.33	34.80	4,134	3,224	FPS 16/28	31.33	35.33	5,426	4,232		
FPS 14/29	32.45	35.92	4,276	3,335	FPS 16/29	32.45	36.45	5,612	4,377		
FPS 14/30	33.57	37.04	4,419	3,447	FPS 16/30	33.57	37.56	5,798	4,522		

**FPS FLAT BOTTOM SILOS DIMENSIONS AND CAPACITIES (SHALLOW CORRUGATION SHEET)**

DIAMETER METERS (FT)	MODEL	HEIGHTS		CAPACITY		DIAMETER METERS (FT)	MODEL	HEIGHTS		CAPACITY			
		EAVES M (B)	OVERALL M (C)	M <sup>3</sup>	TONNES			EAVES M (B)	OVERALL M (C)	M <sup>3</sup>	TONNES		
<b>FPS 17</b> D=15.46 m (51 FT)	FPS 17/03	3.39	7.59	894	697	<b>FPS 19</b> D=17.28 m (57 FT)	FPS 19/03	3.39	8.18	1,155	901		
	FPS 17/04	4.51	8.71	1,104	861		FPS 19/04	4.51	9.30	1,417	1,105		
	FPS 17/05	5.63	9.83	1,314	1,025		FPS 19/05	5.63	10.41	1,679	1,310		
	FPS 17/06	6.74	10.95	1,524	1,189		FPS 19/06	6.74	11.53	1,941	1,514		
	FPS 17/07	7.86	12.06	1,734	1,352		FPS 19/07	7.86	12.65	2,203	1,719		
	FPS 17/08	8.98	13.18	1,943	1,516		FPS 19/08	8.98	13.77	2,466	1,923		
	FPS 17/09	10.10	14.30	2,153	1,680		FPS 19/09	10.10	14.88	2,728	2,128		
	FPS 17/10	11.21	15.42	2,363	1,843		FPS 19/10	11.21	16.00	2,990	2,332		
	FPS 17/11	12.33	16.53	2,573	2,007		FPS 19/11	12.33	17.12	3,252	2,537		
	FPS 17/12	13.45	17.65	2,783	2,171		FPS 19/12	13.45	18.24	3,514	2,741		
	FPS 17/13	14.57	18.77	2,993	2,334		FPS 19/13	14.57	19.35	3,776	2,945		
	FPS 17/14	15.68	19.89	3,203	2,498		FPS 19/14	15.68	20.47	4,038	3,150		
	FPS 17/15	16.80	21.00	3,413	2,662		FPS 19/15	16.80	21.59	4,301	3,354		
	FPS 17/16	17.92	22.12	3,622	2,826		FPS 19/16	17.92	22.71	4,563	3,559		
	FPS 17/17	19.04	23.24	3,832	2,989		FPS 19/17	19.04	23.82	4,825	3,763		
	FPS 17/18	20.16	24.36	4,042	3,153		FPS 19/18	20.16	24.94	5,087	3,968		
	FPS 17/19	21.27	25.48	4,252	3,317		FPS 19/19	21.27	26.06	5,349	4,172		
	FPS 17/20	22.39	26.59	4,462	3,480		FPS 19/20	22.39	27.18	5,611	4,377		
	FPS 17/21	23.51	27.71	4,672	3,644		FPS 19/21	23.51	28.29	5,873	4,581		
	FPS 17/22	24.63	28.83	4,882	3,808		FPS 19/22	24.63	29.41	6,136	4,786		
	FPS 17/23	25.74	29.95	5,092	3,971		FPS 19/23	25.74	30.53	6,398	4,990		
	FPS 17/24	26.86	31.06	5,301	4,135		FPS 19/24	26.86	31.65	6,660	5,195		
	FPS 17/25	27.98	32.18	5,511	4,299		FPS 19/25	27.98	32.76	6,922	5,399		
	FPS 17/26	29.10	33.30	5,721	4,462		FPS 19/26	29.10	33.88	7,184	5,604		
	FPS 17/27	30.21	34.42	5,931	4,626		FPS 19/27	30.21	35.00	7,446	5,808		
	FPS 17/28	31.33	35.53	6,141	4,790		FPS 19/28	31.33	36.12	7,709	6,013		
	FPS 17/29	32.45	36.65	6,351	4,954		FPS 19/29	32.45	37.24	7,971	6,217		
	FPS 17/30	33.57	37.77	6,561	5,117		FPS 19/30	33.57	38.35	8,233	6,422		
	<b>FPS 18</b> D=16.37 m (54 FT)	FPS 18/03	3.39	7.86	1,019		795	<b>FPS 20</b> D=18.19 m (60 FT)	FPS 20/03	3.39	8.55	1,300	1,014
		FPS 18/04	4.51	8.97	1,255		979		FPS 20/04	4.51	9.67	1,591	1,241
FPS 18/05		5.63	10.09	1,490	1,162	FPS 20/05	5.63		10.79	1,881	1,467		
FPS 18/06		6.74	11.21	1,725	1,346	FPS 20/06	6.74		11.90	2,172	1,694		
FPS 18/07		7.86	12.33	1,961	1,529	FPS 20/07	7.86		13.02	2,462	1,921		
FPS 18/08		8.98	13.44	2,196	1,713	FPS 20/08	8.98		14.14	2,753	2,147		
FPS 18/09		10.10	14.56	2,431	1,896	FPS 20/09	10.10		15.26	3,043	2,374		
FPS 18/10		11.21	15.68	2,666	2,080	FPS 20/10	11.21		16.37	3,334	2,600		
FPS 18/11		12.33	16.80	2,902	2,263	FPS 20/11	12.33		17.49	3,624	2,827		
FPS 18/12		13.45	17.91	3,137	2,447	FPS 20/12	13.45		18.61	3,915	3,053		
FPS 18/13		14.57	19.03	3,372	2,630	FPS 20/13	14.57		19.73	4,205	3,280		
FPS 18/14		15.68	20.15	3,608	2,814	FPS 20/14	15.68		20.84	4,496	3,507		
FPS 18/15		16.80	21.27	3,843	2,997	FPS 20/15	16.80		21.96	4,786	3,733		
FPS 18/16		17.92	22.38	4,078	3,181	FPS 20/16	17.92		23.08	5,077	3,960		
FPS 18/17		19.04	23.50	4,313	3,364	FPS 20/17	19.04		24.20	5,367	4,186		
FPS 18/18		20.16	24.62	4,549	3,548	FPS 20/18	20.16		25.31	5,658	4,413		
FPS 18/19		21.27	25.74	4,784	3,731	FPS 20/19	21.27		26.43	5,948	4,639		
FPS 18/20		22.39	26.86	5,019	3,915	FPS 20/20	22.39		27.55	6,239	4,866		
FPS 18/21		23.51	27.97	5,255	4,099	FPS 20/21	23.51		28.67	6,529	5,093		
FPS 18/22		24.63	29.09	5,490	4,282	FPS 20/22	24.63		29.78	6,819	5,319		
FPS 18/23		25.74	30.21	5,725	4,466	FPS 20/23	25.74		30.90	7,110	5,546		
FPS 18/24		26.86	31.33	5,960	4,649	FPS 20/24	26.86		32.02	7,400	5,772		
FPS 18/25		27.98	32.44	6,196	4,833	FPS 20/25	27.98		33.14	7,691	5,999		
FPS 18/26		29.10	33.56	6,431	5,016	FPS 20/26	29.10		34.25	7,981	6,225		
FPS 18/27		30.21	34.68	6,666	5,200	FPS 20/27	30.21		35.37	8,272	6,452		
FPS 18/28		31.33	35.80	6,902	5,383	FPS 20/28	31.33		36.49	8,562	6,679		
FPS 18/29		32.45	36.91	7,137	5,567	FPS 20/29	32.45		37.61	8,853	6,905		
FPS 18/30		33.57	38.03	7,372	5,750	FPS 20/30	33.57		38.73	9,143	7,132		

**FPS FLAT BOTTOM SILOS DIMENSIONS AND CAPACITIES (SHALLOW CORRUGATION SHEET)**

DIAMETER METERS (FT)	MODEL	HEIGHTS		CAPACITY		DIAMETER METERS (FT)	MODEL	HEIGHTS		CAPACITY			
		EAVES M (B)	OVERALL M (C)	M <sup>3</sup>	TONNES			EAVES M (B)	OVERALL M (C)	M <sup>3</sup>	TONNES		
<b>FPS 21</b> D=19.10 m (63 FT)	FPS 21/03	3.39	8.81	1,457	1,136	<b>FPS 23</b> D=20.92 m (69 FT)	FPS 23/03	3.39	9.34	1,803	1,406		
	FPS 21/04	4.51	9.93	1,777	1,386		FPS 23/04	4.51	10.46	2,187	1,706		
	FPS 21/05	5.63	11.05	2,097	1,636		FPS 23/05	5.63	11.57	2,571	2,006		
	FPS 21/06	6.74	12.17	2,418	1,886		FPS 23/06	6.74	12.69	2,955	2,305		
	FPS 21/07	7.86	13.28	2,738	2,135		FPS 23/07	7.86	13.81	3,340	2,605		
	FPS 21/08	8.98	14.40	3,058	2,385		FPS 23/08	8.98	14.93	3,724	2,904		
	FPS 21/09	10.10	15.52	3,378	2,635		FPS 23/09	10.10	16.04	4,108	3,204		
	FPS 21/10	11.22	16.64	3,699	2,885		FPS 23/10	11.21	17.16	4,492	3,504		
	FPS 21/11	12.33	17.75	4,019	3,135		FPS 23/11	12.33	18.28	4,876	3,803		
	FPS 21/12	13.45	18.87	4,339	3,384		FPS 23/12	13.45	19.40	5,260	4,103		
	FPS 21/13	14.57	19.99	4,659	3,634		FPS 23/13	14.57	20.51	5,644	4,403		
	FPS 21/14	15.68	22.11	4,980	3,884		FPS 23/14	15.68	21.63	6,029	4,702		
	FPS 21/15	16.80	22.22	5,300	4,134		FPS 23/15	16.80	22.75	6,413	5,002		
	FPS 21/16	17.92	23.34	5,620	4,384		FPS 23/16	17.92	23.87	6,797	5,302		
	FPS 21/17	19.04	24.46	5,940	4,633		FPS 23/17	19.04	24.98	7,181	5,601		
	FPS 21/18	20.16	25.58	6,261	4,883		FPS 23/18	20.16	26.10	7,565	5,901		
	FPS 21/19	22.27	26.69	6,581	5,133		FPS 23/19	21.27	27.22	7,949	6,201		
	FPS 21/20	22.39	27.81	6,901	5,383		FPS 23/20	22.39	28.34	8,334	6,500		
	FPS 21/21	23.51	28.93	7,222	5,633		FPS 23/21	23.51	29.45	8,718	6,800		
	FPS 21/22	24.63	30.05	7,542	5,882		FPS 23/22	24.63	30.57	9,102	7,099		
	FPS 21/23	25.74	31.16	7,862	6,132		FPS 23/23	25.74	31.69	9,486	7,399		
	FPS 21/24	26.86	32.28	8,182	6,382		FPS 23/24	26.86	32.81	9,870	7,699		
	FPS 21/25	27.98	33.40	8,502	6,632		FPS 23/25	27.98	33.92	10,254	7,998		
	FPS 21/26	29.10	34.52	8,823	6,882		FPS 23/26	29.10	35.04	10,638	8,298		
	FPS 21/27	30.22	35.64	9,143	7,131		FPS 23/27	30.21	36.16	11,023	8,598		
	FPS 21/28	31.33	36.75	9,463	7,381		FPS 23/28	31.33	37.28	11,407	8,897		
	FPS 21/29	32.45	37.87	9,783	7,631		FPS 23/29	32.45	38.40	11,791	9,197		
	FPS 21/30	33.57	38.99	10,104	7,881		FPS 23/30	33.57	39.51	12,175	9,497		
	<b>FPS 22</b> D=20.01 m (66 FT)	FPS 22/03	3.39	9.08	1,624		1,267	<b>FPS 24</b> D=21.83 m (72 FT)	FPS 24/03	3.39	9.60	1,993	1,555
		FPS 22/04	4.51	10.19	1,976		1,541		FPS 24/04	4.51	10.72	2,412	1,881
FPS 22/05		5.63	11.31	2,327	1,815	FPS 24/05	5.63		11.84	2,830	2,207		
FPS 22/06		6.74	12.43	2,679	2,089	FPS 24/06	6.74		12.95	3,248	2,534		
FPS 22/07		7.86	13.55	3,030	2,363	FPS 24/07	7.86		14.07	3,666	2,860		
FPS 22/08		8.98	14.66	3,382	2,638	FPS 24/08	8.98		15.19	4,085	3,186		
FPS 22/09		10.10	15.78	3,733	2,912	FPS 24/09	10.10		16.31	4,503	3,512		
FPS 22/10		11.21	16.90	4,085	3,186	FPS 24/10	11.21		17.42	4,921	3,839		
FPS 22/11		12.33	18.02	4,436	3,460	FPS 24/11	12.33		18.54	5,340	4,165		
FPS 22/12		13.45	19.13	4,787	3,734	FPS 24/12	13.45		19.66	5,758	4,491		
FPS 22/13		14.57	20.25	5,139	4,008	FPS 24/13	14.57		20.78	6,176	4,817		
FPS 22/14		15.68	21.37	5,490	4,283	FPS 24/14	15.68		21.89	6,594	5,144		
FPS 22/15		16.80	22.49	5,842	4,557	FPS 24/15	16.80		23.01	7,013	5,470		
FPS 22/16		17.92	23.60	6,193	4,831	FPS 24/16	17.92		24.13	7,431	5,796		
FPS 22/17		19.04	24.72	6,545	5,105	FPS 24/17	19.04		25.25	7,849	6,122		
FPS 22/18		20.16	25.84	6,896	5,379	FPS 24/18	20.16		26.36	8,268	6,449		
FPS 22/19		21.27	26.96	7,248	5,653	FPS 24/19	21.27		27.48	8,686	6,775		
FPS 22/20		22.39	28.07	7,599	5,927	FPS 24/20	22.39		28.60	9,104	7,101		
FPS 22/21		23.51	29.19	7,951	6,202	FPS 24/21	23.51		29.72	9,522	7,427		
FPS 22/22		24.63	30.31	8,302	6,476	FPS 24/22	24.63		30.83	9,941	7,754		
FPS 22/23		25.74	31.43	8,654	6,750	FPS 24/23	25.74		31.95	10,359	8,080		
FPS 22/24		26.86	32.54	9,005	7,024	FPS 24/24	26.86		33.07	10,777	8,406		
FPS 22/25		27.98	33.66	9,357	7,298	FPS 24/25	27.98		34.19	11,196	8,733		
FPS 22/26		29.10	34.78	9,708	7,572	FPS 24/26	29.10		35.31	11,614	9,059		
FPS 22/27		30.21	35.90	10,060	7,847	FPS 24/27	30.21		36.42	12,032	9,385		
FPS 22/28		31.33	37.02	10,411	8,121	FPS 24/28	31.33		37.54	12,450	9,711		
FPS 22/29		32.45	38.13	10,763	8,395	FPS 24/29	32.45		38.66	12,869	10,038		
FPS 22/30		33.57	39.25	11,114	8,669	FPS 24/30	33.57		39.78	13,287	10,364		

**FPS FLAT BOTTOM SILOS DIMENSIONS AND CAPACITIES (SHALLOW CORRUGATION SHEET)**

DIAMETER METERS (FT)	MODEL	HEIGHTS		CAPACITY		DIAMETER METERS (FT)	MODEL	HEIGHTS		CAPACITY	
		EAVES M (B)	OVERALL M (C)	M <sup>3</sup>	TONNES			EAVES M (B)	OVERALL M (C)	M <sup>3</sup>	TONNES
<b>FPS 25</b> D=22.74 m (75 FT)	FPS 25/03	3.39	9.86	2,196	1,713	<b>FPS 27</b> D=24.56 m (81 FT)	FPS 27/03	3.39	10.39	2,637	2,057
	FPS 25/04	4.51	10.98	2,649	2,067		FPS 27/04	4.51	11.51	3,167	2,470
	FPS 25/05	5.63	12.10	3,103	2,421		FPS 27/05	5.63	12.62	3,696	2,883
	FPS 25/06	6.74	13.22	3,557	2,775		FPS 27/06	6.74	13.74	4,225	3,296
	FPS 25/07	7.86	14.33	4,011	3,129		FPS 27/07	7.86	14.86	4,755	3,709
	FPS 25/08	8.98	15.45	4,465	3,483		FPS 27/08	8.98	15.98	5,284	4,122
	FPS 25/09	10.10	16.57	4,919	3,837		FPS 27/09	10.10	17.09	5,814	4,535
	FPS 25/10	11.21	17.69	5,373	4,191		FPS 27/10	11.21	18.21	6,343	4,948
	FPS 25/11	12.33	18.80	5,827	4,545		FPS 27/11	12.33	19.33	6,872	5,360
	FPS 25/12	13.45	19.92	6,280	4,899		FPS 27/12	13.45	20.45	7,402	5,773
	FPS 25/13	14.57	21.04	6,734	5,253		FPS 27/13	14.57	21.56	7,931	6,186
	FPS 25/14	15.68	22.16	7,188	5,607		FPS 27/14	15.68	22.68	8,461	6,599
	FPS 25/15	16.80	23.27	7,642	5,961		FPS 27/15	16.80	23.80	8,990	7,012
	FPS 25/16	17.92	24.39	8,096	6,315		FPS 27/16	17.92	24.92	9,519	7,425
	FPS 25/17	19.04	25.51	8,550	6,669		FPS 27/17	19.04	26.03	10,049	7,838
	FPS 25/18	20.16	26.63	9,004	7,023		FPS 27/18	20.16	27.15	10,578	8,251
	FPS 25/19	21.27	27.74	9,457	7,377		FPS 27/19	21.27	28.27	11,108	8,664
	FPS 25/20	22.39	28.86	9,911	7,731		FPS 27/20	22.39	29.39	11,637	9,077
	FPS 25/21	23.51	29.98	10,365	8,085		FPS 27/21	23.51	30.50	12,166	9,490
	FPS 25/22	24.63	31.10	10,819	8,439		FPS 27/22	24.63	31.62	12,696	9,903
FPS 25/23	25.74	32.21	11,273	8,793	FPS 27/23	25.74	32.74	13,225	10,316		
FPS 25/24	26.86	33.33	11,727	9,147	FPS 27/24	26.86	33.86	13,755	10,729		
FPS 25/25	27.98	34.45	12,181	9,501	FPS 27/25	27.98	34.98	14,284	11,141		
FPS 25/26	29.10	35.57	12,635	9,855	FPS 27/26	29.10	36.09	14,813	11,554		
FPS 25/27	30.21	36.69	13,088	10,209	FPS 27/27	30.21	37.21	15,343	11,967		
FPS 25/28	31.33	37.80	13,542	10,563	FPS 27/28	31.33	38.33	15,872	12,380		
FPS 25/29	32.45	38.92	13,996	10,917	FPS 27/29	32.45	39.45	16,401	12,793		
FPS 25/30	33.57	40.04	14,450	11,271	FPS 27/30	33.57	40.56	16,931	13,206		
<b>FPS 26</b> D=23.65 m (78 FT)	FPS 26/03	3.39	10.13	2,410	1,880	<b>FPS 28</b> D=25.47 m (84 FT)	FPS 28/03	3.39	10.65	2,877	2,244
	FPS 26/04	4.51	11.24	2,901	2,263		FPS 28/04	4.51	11.77	3,447	2,688
	FPS 26/05	5.63	12.36	3,392	2,646		FPS 28/05	5.63	12.89	4,016	3,132
	FPS 26/06	6.74	13.48	3,883	3,029		FPS 28/06	6.74	14.00	4,585	3,577
	FPS 26/07	7.86	14.60	4,374	3,412		FPS 28/07	7.86	15.12	5,155	4,021
	FPS 26/08	8.98	15.71	4,865	3,794		FPS 28/08	8.98	16.24	5,724	4,465
	FPS 26/09	10.10	16.83	5,356	4,177		FPS 28/09	10.10	17.36	6,293	4,909
	FPS 26/10	11.21	17.95	5,846	4,560		FPS 28/10	11.21	18.47	6,863	5,353
	FPS 26/11	12.33	19.07	6,337	4,943		FPS 28/11	12.33	19.59	7,432	5,797
	FPS 26/12	13.45	20.18	6,828	5,326		FPS 28/12	13.45	20.71	8,001	6,241
	FPS 26/13	14.57	21.30	7,319	5,709		FPS 28/13	14.57	21.83	8,571	6,685
	FPS 26/14	15.68	22.42	7,810	6,092		FPS 28/14	15.68	22.94	9,140	7,129
	FPS 26/15	16.80	23.54	8,301	6,475		FPS 28/15	16.80	24.06	9,709	7,573
	FPS 26/16	17.92	24.65	8,792	6,858		FPS 28/16	17.92	25.18	10,279	8,017
	FPS 26/17	19.04	25.77	9,283	7,241		FPS 28/17	19.04	26.30	10,848	8,461
	FPS 26/18	20.16	26.89	9,774	7,623		FPS 28/18	20.16	27.41	11,417	8,905
	FPS 26/19	21.27	28.01	10,265	8,006		FPS 28/19	21.27	28.53	11,987	9,350
	FPS 26/20	22.39	29.12	10,756	8,389		FPS 28/20	22.39	29.65	12,556	9,794
	FPS 26/21	23.51	30.24	11,246	8,772		FPS 28/21	23.51	30.77	13,125	10,238
	FPS 26/22	24.63	31.36	11,737	9,155		FPS 28/22	24.63	31.89	13,695	10,682
FPS 26/23	25.74	32.48	12,228	9,538	FPS 28/23	25.74	33.00	14,264	11,126		
FPS 26/24	26.86	33.60	12,719	9,921	FPS 28/24	26.86	34.12	14,833	11,570		
FPS 26/25	27.98	34.71	13,210	10,304	FPS 28/25	27.98	35.24	15,403	12,014		
FPS 26/26	29.10	35.83	13,701	10,687	FPS 28/26	29.10	36.36	15,972	12,458		
FPS 26/27	30.21	36.95	14,192	11,070	FPS 28/27	30.21	37.47	16,541	12,902		
FPS 26/28	31.33	38.07	14,683	11,453	FPS 28/28	31.33	38.59	17,111	13,346		
FPS 26/29	32.45	39.18	15,174	11,835	FPS 28/29	32.45	39.71	17,680	13,790		
FPS 26/30	33.57	40.30	15,665	12,218	FPS 28/30	33.57	40.83	18,249	14,234		



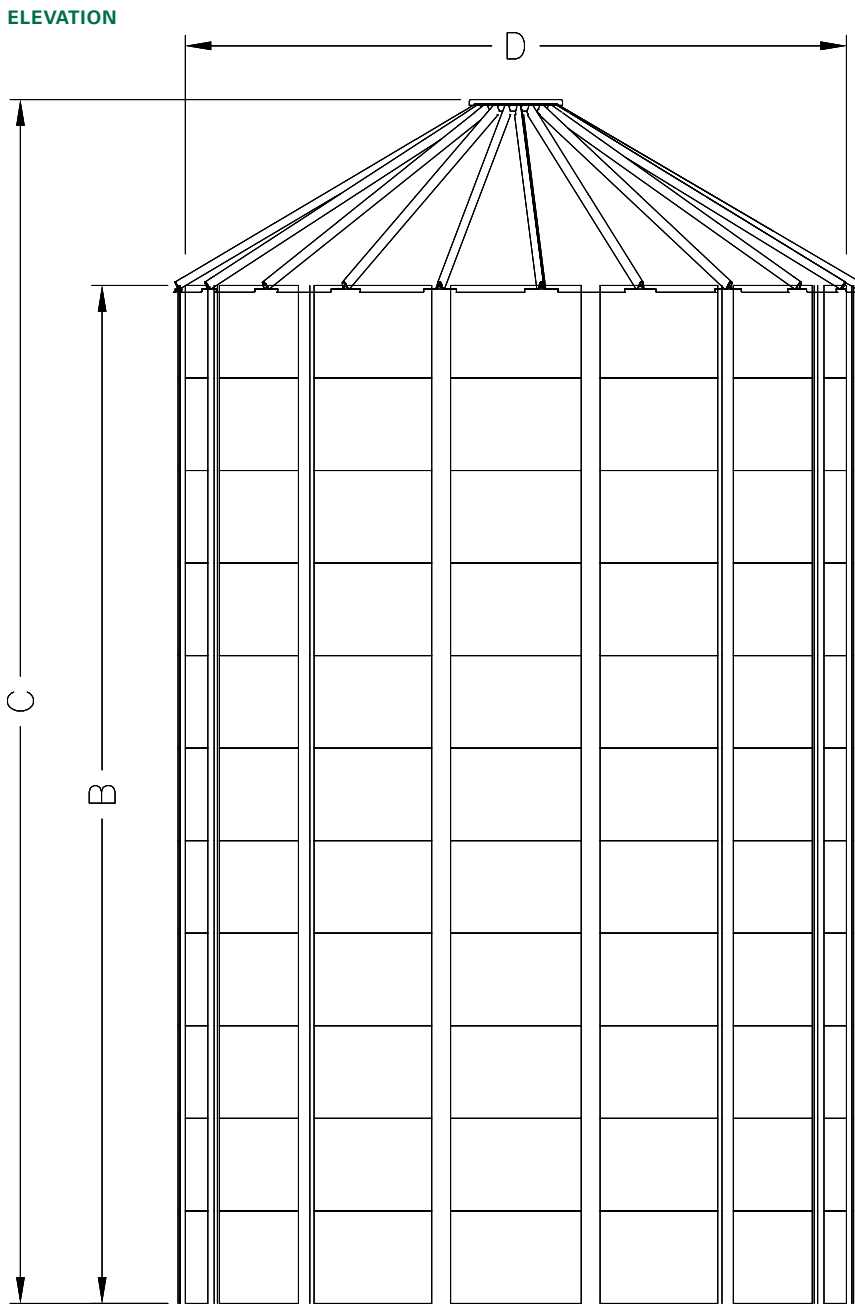
**FPS FLAT BOTTOM SILOS DIMENSIONS AND CAPACITIES (SHALLOW CORRUGATION SHEET)**

DIAMETER METERS (FT)	MODEL	HEIGHTS		CAPACITY		DIAMETER METERS (FT)	MODEL	HEIGHTS		CAPACITY	
		EAVES M (B)	OVERALL M (C)	M <sup>3</sup>	TONNES			EAVES M (B)	OVERALL M (C)	M <sup>3</sup>	TONNES
<b>FPS 29</b> D=26.38 m (87 FT)	FPS 29/03	3.39	10.91	3,131	2,442	<b>FPS 31</b> D=28.20 m (93 FT)	FPS 31/03	3.39	11.44	3,678	2,869
	FPS 29/04	4.51	12.03	3,741	2,918		FPS 31/04	4.51	12.56	4,376	3,413
	FPS 29/05	5.63	13.15	4,352	3,395		FPS 31/05	5.63	13.67	5,074	3,957
	FPS 29/06	6.74	14.27	4,963	3,871		FPS 31/06	6.74	14.79	5,772	4,502
	FPS 29/07	7.86	15.38	5,573	4,347		FPS 31/07	7.86	15.91	6,469	5,046
	FPS 29/08	8.98	16.50	6,184	4,824		FPS 31/08	8.98	17.03	7,167	5,590
	FPS 29/09	10.10	17.62	6,795	5,300		FPS 31/09	10.10	18.14	7,865	6,135
	FPS 29/10	11.21	18.74	7,406	5,776		FPS 31/10	11.21	19.26	8,563	6,679
	FPS 29/11	12.33	19.85	8,016	6,253		FPS 31/11	12.33	20.38	9,261	7,223
	FPS 29/12	13.45	20.97	8,627	6,729		FPS 31/12	13.45	21.50	9,959	7,768
	FPS 29/13	14.57	22.09	9,238	7,205		FPS 31/13	14.57	22.61	10,657	8,312
	FPS 29/14	15.68	23.21	9,849	7,682		FPS 31/14	15.68	23.73	11,354	8,856
	FPS 29/15	16.80	24.32	10,459	8,158		FPS 31/15	16.80	24.85	12,052	9,401
	FPS 29/16	17.92	25.44	11,070	8,635		FPS 31/16	17.92	25.97	12,750	9,945
	FPS 29/17	19.04	26.56	11,681	9,111		FPS 31/17	19.04	27.08	13,448	10,489
	FPS 29/18	20.16	27.68	12,291	9,587		FPS 31/18	20.16	28.20	14,146	11,034
	FPS 29/19	21.27	28.79	12,902	10,064		FPS 31/19	21.27	29.32	14,844	11,578
	FPS 29/20	22.39	29.91	13,513	10,540		FPS 31/20	22.39	30.44	15,542	12,123
	FPS 29/21	23.51	31.03	14,124	11,016		FPS 31/21	23.51	31.56	16,240	12,667
	FPS 29/22	24.63	32.15	14,734	11,493		FPS 31/22	24.63	32.67	16,937	13,211
FPS 29/23	25.74	33.27	15,345	11,969	FPS 31/23	25.74	33.79	17,635	13,756		
FPS 29/24	26.86	34.38	15,956	12,446	FPS 31/24	26.86	34.91	18,333	14,300		
FPS 29/25	27.98	35.50	16,567	12,922	FPS 31/25	27.98	36.03	19,031	14,844		
FPS 29/26	29.10	36.62	17,177	13,398	FPS 31/26	29.10	37.14	19,729	15,389		
FPS 29/27	30.21	37.74	17,788	13,875	FPS 31/27	30.21	38.26	20,427	15,933		
FPS 29/28	31.33	38.85	18,399	14,351	FPS 31/28	31.33	39.38	21,125	16,477		
FPS 29/29	32.45	39.97	19,009	14,827	FPS 31/29	32.45	40.50	21,822	17,022		
FPS 29/30	33.57	41.09	19,620	15,304	FPS 31/30	33.57	41.61	22,520	17,566		
<b>FPS 30</b> D=27.29 m (90 FT)	FPS 30/03	3.39	11.18	3,397	2,650	<b>FPS 32</b> D=29.10 m (96 FT)	FPS 32/03	3.39	11.70	3,973	3,099
	FPS 30/04	4.51	12.29	4,051	3,160		FPS 32/04	4.51	12.82	4,716	3,679
	FPS 30/05	5.63	13.41	4,704	3,669		FPS 32/05	5.63	13.94	5,460	4,259
	FPS 30/06	6.74	14.53	5,358	4,179		FPS 32/06	6.74	15.05	6,204	4,839
	FPS 30/07	7.86	15.65	6,012	4,689		FPS 32/07	7.86	16.17	6,947	5,419
	FPS 30/08	8.98	16.76	6,665	5,199		FPS 32/08	8.98	17.29	7,691	5,999
	FPS 30/09	10.10	17.88	7,319	5,709		FPS 32/09	10.10	18.41	8,434	6,579
	FPS 30/10	11.21	19.00	7,972	6,218		FPS 32/10	11.21	19.52	9,178	7,159
	FPS 30/11	12.33	20.12	8,626	6,728		FPS 32/11	12.33	20.64	9,922	7,739
	FPS 30/12	13.45	21.23	9,279	7,238		FPS 32/12	13.45	21.76	10,665	8,319
	FPS 30/13	14.57	22.35	9,933	7,748		FPS 32/13	14.57	22.88	11,409	8,899
	FPS 30/14	15.68	23.47	10,587	8,258		FPS 32/14	15.68	23.99	12,152	9,479
	FPS 30/15	16.80	24.59	11,240	8,767		FPS 32/15	16.80	25.11	12,896	10,059
	FPS 30/16	17.92	25.70	11,894	9,277		FPS 32/16	17.92	26.23	13,640	10,639
	FPS 30/17	19.04	26.82	12,547	9,787		FPS 32/17	19.04	27.35	14,383	11,219
	FPS 30/18	20.16	27.94	13,201	10,297		FPS 32/18	20.16	28.46	15,127	11,799
	FPS 30/19	21.27	29.06	13,854	10,806		FPS 32/19	21.27	29.58	15,871	12,379
	FPS 30/20	22.39	30.17	14,508	11,316		FPS 32/20	22.39	30.70	16,614	12,959
	FPS 30/21	23.51	31.29	15,162	11,826		FPS 32/21	23.51	31.82	17,358	13,539
	FPS 30/22	24.63	32.41	15,815	12,336		FPS 32/22	24.63	32.94	18,101	14,119
FPS 30/23	25.74	33.53	16,469	12,846	FPS 32/23	25.74	34.05	18,845	14,699		
FPS 30/24	26.86	34.65	17,122	13,355	FPS 32/24	26.86	35.17	19,589	15,279		
FPS 30/25	27.98	35.76	17,776	13,865	FPS 32/25	27.98	36.29	20,332	15,859		
FPS 30/26	29.10	36.88	18,429	14,375	FPS 32/26	29.10	37.41	21,076	16,439		
FPS 30/27	30.21	38.00	19,083	14,885	FPS 32/27	30.21	38.52	21,819	17,019		
FPS 30/28	31.33	39.12	19,737	15,395	FPS 32/28	31.33	39.64	22,563	17,599		
FPS 30/29	32.45	40.23	20,390	15,904	FPS 32/29	32.45	40.76	23,307	18,179		
FPS 30/30	33.57	41.35	21,044	16,414	FPS 32/30	33.57	41.88	24,050	18,759		

**FPS FLAT BOTTOM SILOS DIMENSIONS AND CAPACITIES (SHALLOW CORRUGATION SHEET)**

DIAMETER METERS (FT)	MODEL	HEIGHTS		CAPACITY		DIAMETER METERS (FT)	MODEL	HEIGHTS		CAPACITY		
		EAVES M (B)	OVERALL M (C)	M <sup>3</sup>	TONNES			EAVES M (B)	OVERALL M (C)	M <sup>3</sup>	TONNES	
<b>FPS 33</b> D=30.02 m (99 FT)	FPS 33/03	3.39	11.90	4,282	3,340	<b>FPS 35</b> D=31.83 m (105 FT)	FPS 35/03	3.39	12.43	4,945	3,857	
	FPS 33/04	4.51	13.02	5,073	3,957		FPS 35/04	4.51	13.55	5,835	4,551	
	FPS 33/05	5.63	14.14	5,864	4,574		FPS 35/05	5.63	14.66	6,724	5,245	
	FPS 33/06	6.74	15.26	6,654	5,190		FPS 35/06	6.74	15.78	7,614	5,939	
	FPS 33/07	7.86	16.37	7,445	5,807		FPS 35/07	7.86	16.90	8,503	6,633	
	FPS 33/08	8.98	17.49	8,236	6,424		FPS 35/08	8.98	18.02	9,393	7,326	
	FPS 33/09	10.10	18.61	9,027	7,041		FPS 35/09	10.10	19.14	10,282	8,020	
	FPS 33/10	11.21	19.73	9,818	7,658		FPS 35/10	11.21	20.25	11,172	8,714	
	FPS 33/11	12.33	20.85	10,608	8,275		FPS 35/11	12.33	21.37	12,062	9,408	
	FPS 33/12	13.45	21.96	11,399	8,891		FPS 35/12	13.45	22.49	12,951	10,102	
	FPS 33/13	14.57	23.08	12,190	9,508		FPS 35/13	14.57	23.61	13,841	10,796	
	FPS 33/14	15.68	24.20	12,981	10,125		FPS 35/14	15.68	24.72	14,730	11,490	
	FPS 33/15	16.80	25.32	13,772	10,742		FPS 35/15	16.80	25.84	15,620	12,184	
	FPS 33/16	17.92	26.43	14,563	11,359		FPS 35/16	17.92	26.96	16,509	12,877	
	FPS 33/17	19.04	27.55	15,353	11,976		FPS 35/17	19.04	28.08	17,399	13,571	
	FPS 33/18	20.16	28.67	16,144	12,592		FPS 35/18	20.16	29.19	18,289	14,265	
	FPS 33/19	21.27	29.79	16,935	13,209		FPS 35/19	21.27	30.31	19,178	14,959	
	FPS 33/20	22.39	30.90	17,726	13,826		FPS 35/20	22.39	31.43	20,068	15,653	
	FPS 33/21	23.51	32.02	18,517	14,443		FPS 35/21	23.51	32.55	20,957	16,347	
	FPS 33/22	24.63	33.14	19,307	15,060		FPS 35/22	24.63	33.66	21,847	17,041	
	FPS 33/23	25.74	34.26	20,098	15,677		FPS 35/23	25.74	34.78	22,737	17,735	
	FPS 33/24	26.86	35.37	20,889	16,293		FPS 35/24	26.86	35.90	23,626	18,428	
	FPS 33/25	27.98	36.49	21,680	16,910		FPS 35/25	27.98	37.02	24,516	19,122	
	FPS 33/26	29.10	37.61	22,471	17,527		FPS 35/26	29.10	38.13	25,405	19,816	
	FPS 33/27	30.21	38.73	23,262	18,144		FPS 35/27	30.21	39.25	26,295	20,510	
	FPS 33/28	31.33	39.84	24,052	18,761		FPS 35/28	31.33	40.37	27,184	21,204	
	FPS 33/29	32.45	40.96	24,843	19,378		FPS 35/29	32.45	41.49	28,074	21,898	
	FPS 33/30	33.57	42.08	25,634	19,995		FPS 36/03	3.39	12.69	5,299	4,134	
	<b>FPS 34</b> D=30.92 m (102 FT)	FPS 34/03	3.39	12.17	4,606		3,593	FPS 36/04	4.51	13.81	6,241	4,868
		FPS 34/04	4.51	13.28	5,445		4,247	FPS 36/05	5.63	14.93	7,182	5,602
FPS 34/05		5.63	14.40	6,285	4,902	FPS 36/06	6.74	16.05	8,123	6,336		
FPS 34/06		6.74	15.52	7,124	5,557	FPS 36/07	7.86	17.16	9,064	7,070		
FPS 34/07		7.86	16.64	7,964	6,212	FPS 36/08	8.98	18.28	10,005	7,804		
FPS 34/08		8.98	17.76	8,803	6,867	FPS 36/09	10.10	19.40	10,946	8,538		
FPS 34/09		10.10	18.87	9,643	7,521	FPS 36/10	11.21	20.52	11,887	9,272		
FPS 34/10		11.21	19.99	10,482	8,176	FPS 36/11	12.33	21.63	12,829	10,006		
FPS 34/11		12.33	21.11	11,322	8,831	FPS 36/12	13.45	22.75	13,770	10,740		
FPS 34/12		13.45	22.23	12,161	9,486	FPS 36/13	14.57	23.87	14,711	11,474		
FPS 34/13		14.57	23.34	13,001	10,140	FPS 36/14	15.68	24.99	15,652	12,209		
FPS 34/14		15.68	24.46	13,840	10,795	FPS 36/15	16.80	26.10	16,593	12,943		
FPS 34/15		16.80	25.58	14,680	11,450	FPS 36/16	17.92	27.22	17,534	13,677		
FPS 34/16		17.92	26.70	15,519	12,105	FPS 36/17	19.04	28.34	18,475	14,411		
FPS 34/17		19.04	27.81	16,359	12,760	FPS 36/18	20.16	29.46	19,417	15,145		
FPS 34/18		20.16	28.93	17,198	13,414	FPS 36/19	21.27	30.57	20,358	15,879		
FPS 34/19		21.27	30.05	18,037	14,069	FPS 36/20	22.39	31.69	21,299	16,613		
FPS 34/20		22.39	31.17	18,877	14,724	FPS 36/21	23.51	32.81	22,240	17,347		
FPS 34/21		23.51	32.28	19,716	15,379	FPS 36/22	24.63	33.93	23,181	18,081		
FPS 34/22		24.63	33.40	20,556	16,034	FPS 36/23	25.74	35.04	24,122	18,815		
FPS 34/23		25.74	34.52	21,395	16,688	FPS 36/24	26.86	36.16	25,063	19,549		
FPS 34/24		26.86	35.64	22,235	17,343	FPS 36/25	27.98	37.28	26,005	20,284		
FPS 34/25		27.98	36.75	23,074	17,998	FPS 36/26	29.10	38.40	26,946	21,018		
FPS 34/26		29.10	37.87	23,914	18,653	FPS 36/27	30.21	39.51	27,887	21,752		
FPS 34/27		30.21	38.99	24,753	19,308							
FPS 34/28		31.33	40.11	25,593	19,962							
FPS 34/29		32.45	41.22	26,432	20,617							
FPS 34/30		33.57	42.34	27,272	21,272							

FPS FLAT BOTTOM SILOS DIMENSIONS AND CAPACITIES (SHALLOW CORRUGATION SHEET)



**NOTE**

- 1) Heights might be subjected to +/- 0,030 m variation depending on the site conditions
- 2) Capacities are to be considered UNCOMPACTED
- 3) The maximum number of rings is referred to standard ambiental data: 73,6 daN/m<sup>2</sup> for snow; 100daN/m<sup>2</sup> for design wind pressure; 0,00g for seism

**FC45S HOPPER SILOS DIMENSIONS AND CAPACITIES (SHALLOW CORRUGATION SHEET)**

DIAMETER METERS (FT)	MODEL	HEIGHTS			CAPACITY		DIAMETER METERS (FT)	MODEL	HEIGHTS			CAPACITY		
		STRUCTURES M (A)	EAVES M (B)	OVERALL M (C)	M <sup>3</sup>	TONNES			STRUCTURES M (A)	EAVES M (B)	OVERALL M (C)	M <sup>3</sup>	TONNES	
<b>FC45S 04</b> D=3.64 m (12 FT)	FC45S 04/03	2.49	6.37	7.36	45	35	<b>FC45S 06</b> D=5.46 m (18 FT)	FC45S 06/03	3.39	7.28	8.79	112	87	
	FC45S 04/04	2.49	6.99	7.98	57	44		FC45S 06/04	3.39	7.90	9.41	138	108	
	FC45S 04/05	2.49	8.11	9.09	68	53		FC45S 06/05	3.39	9.02	10.53	164	128	
	FC45S 04/06	2.49	9.22	10.21	80	62		FC45S 06/06	3.39	10.13	11.65	190	148	
	FC45S 04/07	2.49	10.34	11.33	91	71		FC45S 06/07	3.39	11.25	12.76	216	169	
	FC45S 04/08	2.49	11.46	12.45	103	80		FC45S 06/08	3.39	12.37	13.88	243	189	
	FC45S 04/09	2.49	12.58	13.56	115	89		FC45S 06/09	3.39	13.49	15.00	269	210	
	FC45S 04/10	2.49	13.69	14.68	126	98		FC45S 06/10	3.39	14.60	16.12	295	230	
	FC45S 04/11	2.49	14.81	15.80	138	108		FC45S 06/11	3.39	15.72	17.23	321	250	
	FC45S 04/12	2.49	15.93	16.92	149	117		FC45S 06/12	3.39	16.84	18.35	347	271	
	FC45S 04/13	2.49	17.05	18.03	161	126		FC45S 06/13	3.39	17.96	19.47	373	291	
	FC45S 04/14	2.49	18.16	19.15	173	135		FC45S 06/14	3.39	19.07	20.59	399	312	
	FC45S 04/15	2.49	19.28	20.27	184	144		FC45S 06/15	3.39	20.19	21.70	426	332	
	FC45S 04/16	2.49	20.40	21.39	196	153		FC45S 06/16	3.39	21.31	22.82	452	352	
	<b>FC45S 05</b> D=4.55 m (15 FT)	FC45S 05/03	2.93	6.83	8.08	74		58	FC45S 06/17	3.39	22.43	23.94	478	373
		FC45S 05/04	2.93	7.44	8.69	92		72	FC45S 06/18	3.39	23.54	25.06	504	393
FC45S 05/05		2.93	8.56	9.81	110	86	FC45S 06/19	3.39	24.66	26.17	530	414		
FC45S 05/06		2.93	9.68	10.93	128	100	FC45S 06/20	3.39	25.78	27.29	556	434		
FC45S 05/07		2.93	10.80	12.05	147	114	FC45S 06/21	3.39	26.90	28.41	582	454		
FC45S 05/08		2.93	11.91	13.16	165	128	FC45S 06/22	3.39	28.01	29.53	609	475		
FC45S 05/09		2.93	13.03	14.28	183	143	FC45S 06/23	3.39	29.13	30.65	635	495		
FC45S 05/10		2.93	14.15	15.40	201	157	<b>FC45S 07</b> D=6.37 m (21 FT)	FC45S 07/03	3.84	7.73	9.51	160	125	
FC45S 05/11		2.93	15.27	16.52	219	171		FC45S 07/04	3.84	8.35	10.13	195	152	
FC45S 05/12		2.93	16.38	17.63	237	185		FC45S 07/05	3.84	9.47	11.25	231	180	
FC45S 05/13		2.93	17.50	18.75	255	199		FC45S 07/06	3.84	10.59	12.36	266	208	
FC45S 05/14		2.93	18.62	19.87	274	213		FC45S 07/07	3.84	11.71	13.48	302	236	
FC45S 05/15		2.93	19.74	20.99	292	228		FC45S 07/08	3.84	12.82	14.60	338	263	
FC45S 05/16		2.93	20.85	22.10	310	242		FC45S 07/09	3.84	13.94	15.72	373	291	
FC45S 05/17		2.93	21.97	23.22	328	256		FC45S 07/10	3.84	15.06	16.83	409	319	
FC45S 05/18		2.93	23.09	24.34	346	270		FC45S 07/11	3.84	16.18	17.95	444	347	
FC45S 05/19	2.93	24.21	25.46	364	284	FC45S 07/12		3.84	17.29	19.07	480	374		
FC45S 05/20	2.93	25.32	26.58	383	298	FC45S 07/13		3.84	18.41	20.19	516	402		
						FC45S 07/14		3.84	19.53	21.30	551	430		
						FC45S 07/15		3.84	20.65	22.42	587	458		
						FC45S 07/16		3.84	21.76	23.54	622	485		
						FC45S 07/17		3.84	22.88	24.66	658	513		
						FC45S 07/18		3.84	24.00	25.77	693	541		
						FC45S 07/19	3.84	25.12	26.89	729	569			
						FC45S 07/20	3.84	26.23	28.01	765	596			
						FC45S 07/21	3.84	27.35	29.13	800	624			
						FC45S 07/22	3.84	28.47	30.25	836	652			
						FC45S 07/23	3.84	29.59	31.36	871	680			

- 1) Heights might be subjected to +/- 0,030 m variation depending on the site conditions
- 2) Capacities are to be considered UNCOMPACTED
- 3) The maximum number of rings is referred to standard ambiental data: 73,6 daN/m<sup>2</sup> for snow; 100daN/m<sup>2</sup> for design wind pressure; 0,00g for seism

**FC45S HOPPER SILOS DIMENSIONS AND CAPACITIES (SHALLOW CORRUGATION SHEET)**

DIAMETER METERS (FT)	MODEL	HEIGHTS			CAPACITY		DIAMETER METERS (FT)	MODEL	HEIGHTS			CAPACITY			
		STRUCTURES M (A)	EAVES M (B)	OVERALL M (C)	M <sup>3</sup>	TONNES			STRUCTURES M (A)	EAVES M (B)	OVERALL M (C)	M <sup>3</sup>	TONNES		
<b>FC45S 08</b> D=7.28 m (24 FT)	FC45S 08/03	4.29	8.19	10.23	218	170	<b>FC45S 10</b> D=9.10 m (30 FT)	FC45S 10/03	5.84	9.73	12.15	380	297		
	FC45S 08/04	4.29	8.81	10.85	265	207		FC45S 10/04	5.84	10.35	12.77	453	353		
	FC45S 08/05	4.29	9.92	11.96	311	243		FC45S 10/05	5.84	11.46	13.89	526	410		
	FC45S 08/06	4.29	11.04	13.08	358	279		FC45S 10/06	5.84	12.58	15.00	598	467		
	FC45S 08/07	4.29	12.16	14.20	404	315		FC45S 10/07	5.84	13.70	16.12	671	523		
	FC45S 08/08	4.29	13.28	15.32	451	352		FC45S 10/08	5.84	14.82	17.24	743	580		
	FC45S 08/09	4.29	14.40	16.43	497	388		FC45S 10/09	5.84	15.93	18.36	816	637		
	FC45S 08/10	4.29	15.51	17.55	544	424		FC45S 10/10	5.84	17.05	19.48	889	693		
	FC45S 08/11	4.29	16.63	18.67	590	460		FC45S 10/11	5.84	18.17	20.59	961	750		
	FC45S 08/12	4.29	17.75	19.79	637	497		FC45S 10/12	5.84	19.29	21.71	1,034	806		
	FC45S 08/13	4.29	18.87	20.90	683	533		FC45S 10/13	5.84	20.41	22.83	1,107	863		
	FC45S 08/14	4.29	19.98	22.02	730	569		FC45S 10/14	5.84	21.52	23.95	1,179	920		
	FC45S 08/15	4.29	21.10	23.14	776	605		FC45S 10/15	5.84	22.64	25.06	1,252	976		
	FC45S 08/16	4.29	22.22	24.26	822	642		FC45S 10/16	5.84	23.77	26.19	1,325	1,034		
	FC45S 08/17	4.29	23.34	25.37	869	678		FC45S 10/17	5.84	24.89	27.31	1,398	1,090		
	FC45S 08/18	4.29	24.45	26.49	915	714		FC45S 10/18	5.84	26.00	28.43	1,470	1,147		
	FC45S 08/19	4.29	25.57	27.61	962	750		FC45S 10/19	5.84	27.12	29.54	1,543	1,203		
	FC45S 08/20	4.29	26.69	28.73	1,008	787		FC45S 10/20	5.84	28.24	30.66	1,616	1,260		
	FC45S 08/21	4.29	27.81	29.84	1,055	823		FC45S 10/21	5.84	29.36	31.78	1,688	1,317		
	FC45S 08/22	4.29	28.92	30.96	1,101	859		FC45S 10/22	5.84	30.47	32.90	1,761	1,373		
	FC45S 08/23	4.29	30.04	32.08	1,148	895		FC45S 10/23	5.84	31.59	34.01	1,833	1,430		
	<b>FC45S 09</b> D=8.19 m (27 FT)	FC45S 09/03	5.29	8.98	11.29	294		229	<b>FC45S 11</b> D=10.01 m (33 FT)	FC45S 11/03	6.31	10.19	12.88	479	374
		FC45S 09/04	5.29	9.60	11.90	353		275		FC45S 11/04	6.31	10.81	13.50	567	442
FC45S 09/05		5.29	10.72	13.02	411	321	FC45S 11/05	6.31		11.93	14.61	655	511		
FC45S 09/06		5.29	11.84	14.14	470	367	FC45S 11/06	6.31		13.05	15.73	743	579		
FC45S 09/07		5.29	12.95	15.26	529	413	FC45S 11/07	6.31		14.16	16.85	831	648		
FC45S 09/08		5.29	14.07	16.37	588	459	FC45S 11/08	6.31		15.28	17.97	919	716		
FC45S 09/09		5.29	15.19	17.49	647	504	FC45S 11/09	6.31		16.40	19.09	1,006	785		
FC45S 09/10		5.29	16.31	18.61	705	550	FC45S 11/10	6.31		17.52	20.20	1,094	854		
FC45S 09/11		5.29	17.43	19.73	764	596	FC45S 11/11	6.31		18.63	21.32	1,182	922		
FC45S 09/12		5.29	18.54	20.84	823	642	FC45S 11/12	6.31		19.75	22.44	1,270	991		
FC45S 09/13		5.29	19.66	21.96	882	688	FC45S 11/13	6.31		20.87	23.56	1,358	1,059		
FC45S 09/14		5.29	20.78	23.08	941	734	FC45S 11/14	6.31		21.99	24.67	1,446	1,128		
FC45S 09/15		5.29	21.90	24.20	1,000	780	FC45S 11/15	6.31		23.11	25.79	1,534	1,196		
FC45S 09/16		5.29	23.01	25.31	1,058	826	FC45S 11/16	6.31		24.23	26.92	1,622	1,265		
FC45S 09/17		5.29	24.13	26.43	1,117	871	FC45S 11/17	6.31		25.35	28.04	1,710	1,334		
FC45S 09/18		5.29	25.25	27.55	1,176	917	FC45S 11/18	6.31		26.47	29.15	1,798	1,402		
FC45S 09/19		5.29	26.37	28.67	1,235	963	FC45S 11/19	6.31		27.59	30.27	1,886	1,471		
FC45S 09/20		5.29	27.48	29.78	1,294	1,009	FC45S 11/20	6.31		28.70	31.39	1,974	1,540		
FC45S 09/21		5.29	28.60	30.90	1,353	1,055	FC45S 11/21	6.31		29.82	32.51	2,062	1,608		
FC45S 09/22		5.29	29.72	32.02	1,411	1,101	FC45S 11/22	6.31		30.94	33.62	2,150	1,677		
FC45S 09/23		5.29	30.84	33.14	1,470	1,147	FC45S 11/23	6.31		32.06	34.74	2,237	1,745		

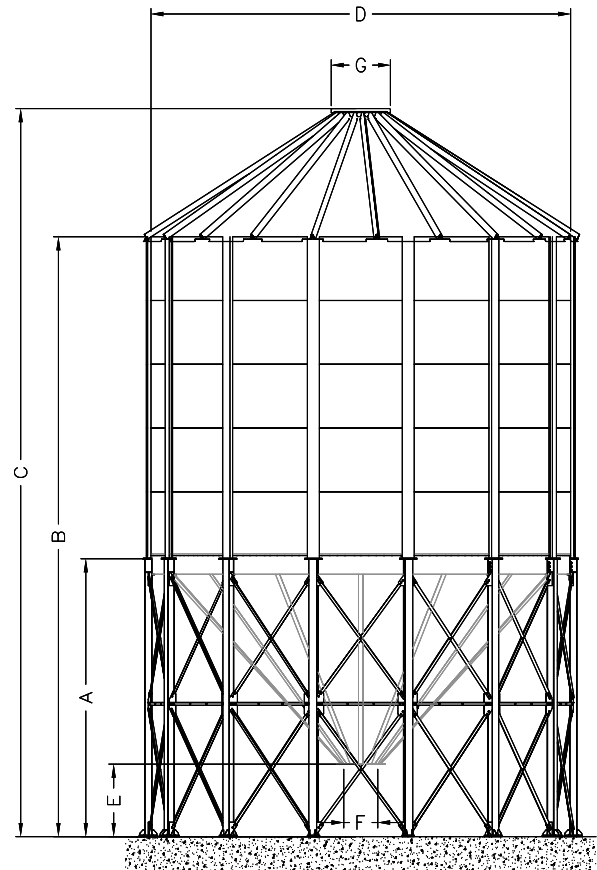
**FC45S HOPPER SILOS DIMENSIONS AND CAPACITIES (SHALLOW CORRUGATION SHEET)**

DIAMETER METERS (FT)	MODEL	HEIGHTS			CAPACITY		DIAMETER METERS (FT)	MODEL	HEIGHTS			CAPACITY			
		STRUCTURES M (A)	EAVES M (B)	OVERALL M (C)	M <sup>3</sup>	TONNES			STRUCTURES M (A)	EAVES M (B)	OVERALL M (C)	M <sup>3</sup>	TONNES		
<b>FC45S 12</b> D=10.91 m (36 FT)	FC45S 12/03	6.82	10.66	13.61	593	463	<b>FC45S 14</b> D=12.73 m (42 FT)	FC45S 14/03	7.71	11.60	15.07	870	679		
	FC45S 12/04	6.82	11.28	14.22	698	544		FC45S 14/04	7.71	12.22	15.69	1,012	790		
	FC45S 12/05	6.82	12.39	15.34	802	626		FC45S 14/05	7.71	13.33	16.81	1,155	901		
	FC45S 12/06	6.82	13.51	16.46	907	707		FC45S 14/06	7.71	14.45	17.92	1,297	1,012		
	FC45S 12/07	6.82	14.63	17.58	1,011	789		FC45S 14/07	7.71	15.57	19.04	1,439	1,123		
	FC45S 12/08	6.82	15.75	18.69	1,116	870		FC45S 14/08	7.71	16.69	20.16	1,582	1,234		
	FC45S 12/09	6.82	16.86	19.81	1,220	952		FC45S 14/09	7.71	17.80	21.28	1,724	1,345		
	FC45S 12/10	6.82	17.98	20.93	1,325	1,033		FC45S 14/10	7.71	18.92	22.39	1,866	1,456		
	FC45S 12/11	6.82	19.10	22.05	1,430	1,115		FC45S 14/11	7.71	20.04	23.51	2,009	1,567		
	FC45S 12/12	6.82	20.22	23.17	1,534	1,197		FC45S 14/12	7.71	21.16	24.63	2,151	1,678		
	FC45S 12/13	6.82	21.33	24.28	1,639	1,278		FC45S 14/13	7.71	22.27	25.75	2,293	1,789		
	FC45S 12/14	6.82	22.45	25.40	1,743	1,360		FC45S 14/14	7.71	23.39	26.87	2,436	1,900		
	FC45S 12/15	6.82	23.57	26.52	1,848	1,441		FC45S 14/15	7.71	24.51	27.98	2,578	2,011		
	FC45S 12/16	6.82	24.70	27.65	1,954	1,524		FC45S 14/16	7.71	25.64	29.11	2,722	2,123		
	FC45S 12/17	6.82	25.82	28.77	2,058	1,606		FC45S 14/17	7.71	26.75	30.23	2,864	2,234		
	FC45S 12/18	6.82	26.94	29.89	2,163	1,687		FC45S 14/18	7.71	27.87	31.35	3,006	2,345		
	FC45S 12/19	6.82	28.06	31.00	2,268	1,769		FC45S 14/19	7.71	28.99	32.46	3,149	2,456		
	FC45S 12/20	6.82	29.17	32.12	2,372	1,850		FC45S 14/20	7.71	30.11	33.58	3,291	2,567		
	FC45S 12/21	6.82	30.29	33.24	2,477	1,932		FC45S 14/21	7.71	31.23	34.70	3,433	2,678		
	FC45S 12/22	6.82	31.41	34.36	2,581	2,013		FC45S 14/22	7.71	32.34	35.82	3,576	2,789		
	FC45S 12/23	6.82	32.53	35.47	2,686	2,095		FC45S 14/23	7.71	33.46	36.93	3,718	2,900		
	<b>FC45S 13</b> D=11.82 m (39 FT)	FC45S 13/03	7.27	11.14	14.35	725		565	<b>FC45S 15</b> D=13.64 m (45 FT)	FC45S 15/03	8.17	12.06	15.80	1,034	807
		FC45S 13/04	7.27	11.76	14.97	847		661		FC45S 15/04	8.17	12.68	16.42	1,198	934
FC45S 13/05		7.27	12.88	16.09	970	757	FC45S 15/05	8.17		13.80	17.53	1,361	1,062		
FC45S 13/06		7.27	14.00	17.21	1,093	852	FC45S 15/06	8.17		14.92	18.65	1,524	1,189		
FC45S 13/07		7.27	15.11	18.32	1,216	948	FC45S 15/07	8.17		16.03	19.77	1,688	1,317		
FC45S 13/08		7.27	16.23	19.44	1,338	1,044	FC45S 15/08	8.17		17.15	20.89	1,851	1,444		
FC45S 13/09		7.27	17.35	20.56	1,461	1,140	FC45S 15/09	8.17		18.27	22.00	2,015	1,571		
FC45S 13/10		7.27	18.47	21.68	1,584	1,235	FC45S 15/10	8.17		19.39	23.12	2,178	1,699		
FC45S 13/11		7.27	19.58	22.80	1,707	1,331	FC45S 15/11	8.17		20.50	24.24	2,341	1,826		
FC45S 13/12		7.27	20.70	23.91	1,829	1,427	FC45S 15/12	8.17		21.62	25.36	2,505	1,954		
FC45S 13/13		7.27	21.82	25.03	1,952	1,523	FC45S 15/13	8.17		22.74	26.47	2,668	2,081		
FC45S 13/14		7.27	22.94	26.15	2,075	1,618	FC45S 15/14	8.17		23.86	27.59	2,832	2,209		
FC45S 13/15		7.27	24.05	27.27	2,197	1,714	FC45S 15/15	8.17		24.97	28.71	2,995	2,336		
FC45S 13/16		7.27	25.18	28.39	2,321	1,811	FC45S 15/16	8.17		26.09	29.83	3,158	2,464		
FC45S 13/17		7.27	26.30	29.51	2,444	1,906	FC45S 15/17	8.17		27.21	30.95	3,322	2,591		
FC45S 13/18		7.27	27.42	30.63	2,567	2,002	FC45S 15/18	8.17		28.33	32.06	3,485	2,718		
FC45S 13/19		7.27	28.54	31.75	2,689	2,098	FC45S 15/19	8.17		29.44	33.18	3,649	2,846		
FC45S 13/20		7.27	29.65	32.86	2,812	2,194	FC45S 15/20	8.17		30.56	34.30	3,812	2,973		
FC45S 13/21		7.27	30.77	33.98	2,935	2,289	FC45S 15/21	8.17		31.68	35.42	3,975	3,101		
FC45S 13/22		7.27	31.89	35.10	3,058	2,385	FC45S 15/22	8.17		32.80	36.53	4,139	3,228		
FC45S 13/23		7.27	33.01	36.22	3,180	2,481	FC45S 15/23	8.17		33.92	37.65	4,302	3,356		

**FC45S HOPPER SILOS DIMENSIONS AND CAPACITIES (SHALLOW CORRUGATION SHEET)**

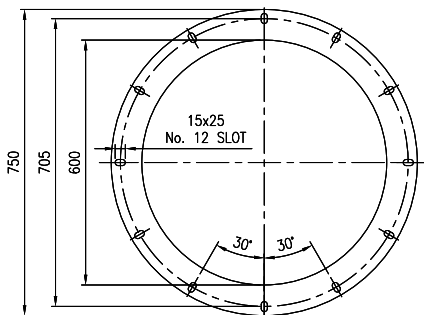
DIAMETER METERS (FT)	MODEL	HEIGHTS			CAPACITY	
		STRUCTURES M (A)	EAVES M (B)	OVERALL M (C)	M <sup>3</sup>	TONNES
<b>FC45S 16</b> D=14.55 m (48 FT)	FC45S 16/03	8.63	12.52	16.52	1,215	948
	FC45S 16/04	8.63	13.14	17.13	1,401	1,093
	FC45S 16/05	8.63	14.25	18.25	1,587	1,238
	FC45S 16/06	8.63	15.37	19.37	1,773	1,383
	FC45S 16/07	8.63	16.49	20.49	1,959	1,528
	FC45S 16/08	8.63	17.61	21.60	2,145	1,673
	FC45S 16/09	8.63	18.72	22.72	2,331	1,818
	FC45S 16/10	8.63	19.84	23.84	2,517	1,963
	FC45S 16/11	8.63	20.96	24.96	2,703	2,108
	FC45S 16/12	8.63	22.08	26.07	2,889	2,253
	FC45S 16/13	8.63	23.19	27.19	3,074	2,398
	FC45S 16/14	8.63	24.31	28.31	3,260	2,543
	FC45S 16/15	8.63	25.43	29.43	3,446	2,688
	FC45S 16/16	8.63	26.55	30.55	3,632	2,833
	FC45S 16/17	8.63	27.66	31.66	3,818	2,978
	FC45S 16/18	8.63	28.78	32.78	4,004	3,123
	FC45S 16/19	8.63	29.90	33.90	4,190	3,268
	FC45S 16/20	8.63	31.02	35.02	4,376	3,413
	FC45S 16/21	8.63	32.13	36.13	4,562	3,558
	FC45S 16/22	8.63	33.25	37.25	4,748	3,703
	FC45S 16/23	8.63	34.37	38.37	4,933	3,848

**ELEVATION**



**LEGEND AND DETAILS**

- A = Structure height
- B = Height to eave
- C = Overall height
- D = Bin sheets mean diameter
- E = Outlet collar clearance for FC-45 from mod. 04 to 08 = 1.00 m and from mod. 09 to 16 = 1.45 m
- F\* = Outlet collar inside diameter = 600 mm
- G\* = Roof cap diameter = 900 mm
- (max. diam. of inlet pipe 420 mm)
- \* = Fixed dimensions



**HOPPER OUTLET DETAIL**

**NOTE**

- 1) Heights might be subjected to +/- 0,030 m variation depending on the site conditions
- 2) Capacities are to be considered UNCOMPACTED
- 3) The maximum number of rings is referred to standard ambiental data: 73,6 daN/m<sup>2</sup> for snow; 100daN/m<sup>2</sup> for design wind pressure; 0,00g for seism

**FC60S HOPPER SILOS DIMENSIONS AND CAPACITIES (SHALLOW CORRUGATION SHEET)**

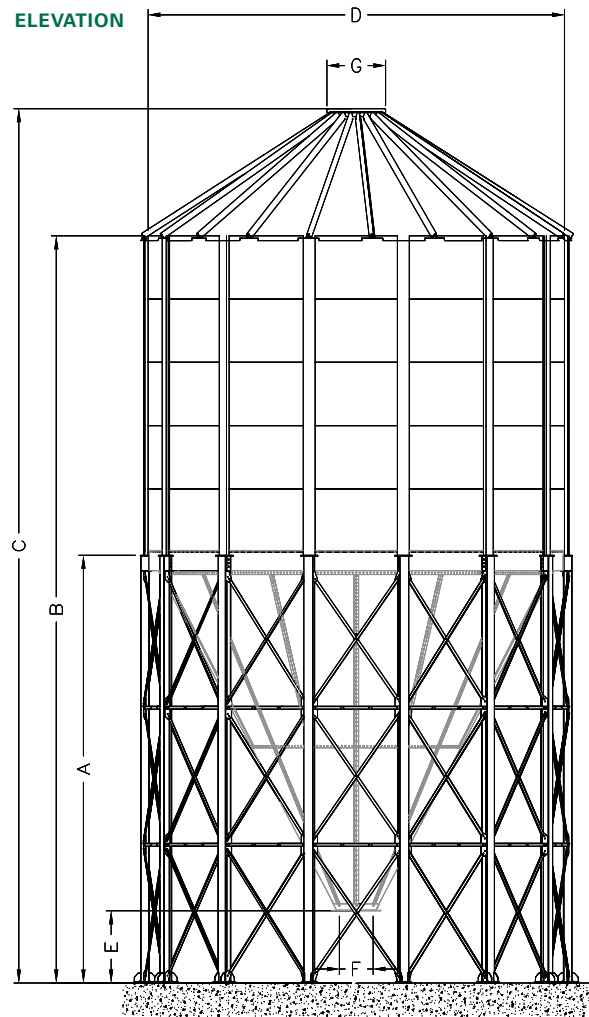
DIAMETER METERS (FT)	MODEL	HEIGHTS			CAPACITY		DIAMETER METERS (FT)	MODEL	HEIGHTS			CAPACITY		
		STRUCTURES M (A)	EAVES M (B)	OVERALL M (C)	M <sup>3</sup>	TONNES			STRUCTURES M (A)	EAVES M (B)	OVERALL M (C)	M <sup>3</sup>	TONNES	
<b>FC60S 04</b> D=3.64 m (12 FT)	FC60S 04/03	3.59	7.87	8.86	50	39	<b>FC60S 06</b> D=5.46 m (18 FT)	FC60S 06/03	5.17	9.46	10.98	130	101	
	FC60S 04/04	3.59	8.12	9.11	62	48		FC60S 06/04	5.17	9.72	11.23	156	121	
	FC60S 04/05	3.59	9.24	10.23	73	57		FC60S 06/05	5.17	10.83	12.35	182	142	
	FC60S 04/06	3.59	10.36	11.34	85	66		FC60S 06/06	5.17	11.95	13.46	208	162	
	FC60S 04/07	3.59	11.47	12.46	97	75		FC60S 06/07	5.17	13.07	14.58	234	183	
	FC60S 04/08	3.59	12.59	13.58	108	85		FC60S 06/08	5.17	14.19	15.70	260	203	
	FC60S 04/09	3.59	13.71	14.70	120	94		FC60S 06/09	5.17	15.30	16.82	286	223	
	FC60S 04/10	3.59	14.83	15.81	132	103		FC60S 06/10	5.17	16.42	17.93	313	244	
	FC60S 04/11	3.59	15.94	16.93	143	112		FC60S 06/11	5.17	17.54	19.05	339	264	
	FC60S 04/12	3.59	17.06	18.05	155	121		FC60S 06/12	5.17	18.66	20.17	365	285	
	FC60S 04/13	3.59	18.18	19.17	166	130		FC60S 06/13	5.17	19.77	21.29	391	305	
	FC60S 04/14	3.59	19.30	20.28	178	139		FC60S 06/14	5.17	20.89	22.40	417	325	
	FC60S 04/15	3.59	20.41	21.40	190	148		FC60S 06/15	5.17	22.01	23.52	443	346	
	FC60S 04/16	3.59	21.53	22.52	201	157		FC60S 06/16	5.17	23.13	24.64	469	366	
	<b>FC60S 05</b> D=4.55 m (15 FT)	FC60S 05/03	4.38	8.66	9.91	84		66	FC60S 06/17	5.17	24.24	25.76	496	387
		FC60S 05/04	4.38	8.91	10.16	102		80	FC60S 06/18	5.17	25.36	26.88	522	407
FC60S 05/05		4.38	10.03	11.28	120	94	FC60S 06/19	5.17	26.48	27.99	548	427		
FC60S 05/06		4.38	11.14	12.39	139	108	FC60S 06/20	5.17	27.60	29.11	574	448		
FC60S 05/07		4.38	12.26	13.51	157	122	FC60S 06/21	5.17	28.71	30.23	600	468		
FC60S 05/08		4.38	13.38	14.63	175	136	FC60S 06/22	5.17	29.83	31.35	626	489		
FC60S 05/09		4.38	14.50	15.75	193	151	FC60S 06/23	5.17	30.95	32.46	652	509		
FC60S 05/10		4.38	15.61	16.86	211	165	<b>FC60S 07</b> D=6.37 m (21 FT)	FC60S 07/03	5.95	10.25	12.03	187	146	
FC60S 05/11		4.38	16.73	17.98	229	179		FC60S 07/04	5.95	10.50	12.28	223	174	
FC60S 05/12		4.38	17.85	19.10	247	193		FC60S 07/05	5.95	11.62	13.40	258	202	
FC60S 05/13		4.38	18.97	20.22	266	207		FC60S 07/06	5.95	12.74	14.51	294	229	
FC60S 05/14		4.38	20.08	21.33	284	221		FC60S 07/07	5.95	13.86	15.63	330	257	
FC60S 05/15		4.38	21.20	22.45	302	236		FC60S 07/08	5.95	14.97	16.75	365	285	
FC60S 05/16		4.38	22.32	23.57	320	250		FC60S 07/09	5.95	16.09	17.87	401	313	
FC60S 05/17		4.38	23.44	24.69	338	264		FC60S 07/10	5.95	17.21	18.98	436	340	
FC60S 05/18		4.38	24.55	25.81	356	278		FC60S 07/11	5.95	18.33	20.10	472	368	
FC60S 05/19	4.38	25.67	26.92	375	292	FC60S 07/12		5.95	19.44	21.22	508	396		
FC60S 05/20	4.38	26.79	28.04	393	306	FC60S 07/13		5.95	20.56	22.34	543	424		
						FC60S 07/14		5.95	21.68	23.46	579	451		
						FC60S 07/15		5.95	22.80	24.57	614	479		
						FC60S 07/16		5.95	23.91	25.69	650	507		
						FC60S 07/17		5.95	25.03	26.81	685	535		
						FC60S 07/18		5.95	26.15	27.93	721	562		
						FC60S 07/19	5.95	27.27	29.04	757	590			
						FC60S 07/20	5.95	28.38	30.16	792	618			
						FC60S 07/21	5.95	29.50	31.28	828	646			
						FC60S 07/22	5.95	30.62	32.40	863	673			
						FC60S 07/23	5.95	31.74	33.51	899	701			

- 1) Heights might be subjected to +/- 0,030 m variation depending on the site conditions
- 2) Capacities are to be considered UNCOMPACTED
- 3) The maximum number of rings is referred to standard ambiental data: 73,6 daN/m<sup>2</sup> for snow; 100daN/m<sup>2</sup> for design wind pressure; 0,00g for seism



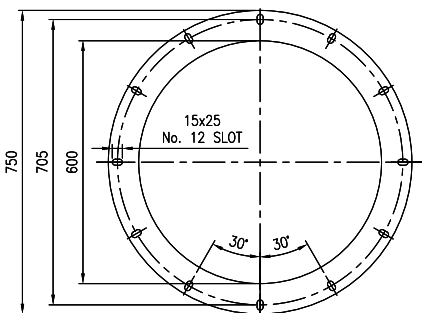
**FC60S HOPPER SILOS DIMENSIONS AND CAPACITIES (SHALLOW CORRUGATION SHEET)**

DIAMETER METERS (FT)	MODEL	HEIGHTS			CAPACITY	
		STRUCTURES M (A)	EAVES M (B)	OVERALL M (C)	M <sup>3</sup>	TONNES
<b>FC60S 08</b> D=7.28 m (24 FT)	FC60S 08/03	6.74	11.34	13.38	259	202
	FC60S 08/04	6.74	11.59	13.63	306	239
	FC60S 08/05	6.74	12.71	14.75	352	275
	FC60S 08/06	6.74	13.83	15.86	399	311
	FC60S 08/07	6.74	14.94	16.98	445	347
	FC60S 08/08	6.74	16.06	18.10	492	384
	FC60S 08/09	6.74	17.18	19.22	538	420
	FC60S 08/10	6.74	18.30	20.34	585	456
	FC60S 08/11	6.74	19.41	21.45	631	492
	FC60S 08/12	6.74	20.53	22.57	678	529
	FC60S 08/13	6.74	21.65	23.69	724	565
	FC60S 08/14	6.74	22.77	24.81	771	601
	FC60S 08/15	6.74	23.88	25.92	817	637
	FC60S 08/16	6.74	25.00	27.04	864	674
	FC60S 08/17	6.74	26.12	28.16	910	710
	FC60S 08/18	6.74	27.24	29.28	956	746
	FC60S 08/19	6.74	28.35	30.39	1,003	782
	FC60S 08/20	6.74	29.47	31.51	1,049	819
	FC60S 08/21	6.74	30.59	32.63	1,096	855
	FC60S 08/22	6.74	31.71	33.75	1,142	891
	FC60S 08/23	6.74	32.83	34.86	1,189	927



**LEGEND AND DETAILS**

- A = Structure height
- B = Height to eave
- C = Overall height
- D = Bin sheets mean diameter
- E\* = Outlet collar clearance = 1000 mm
- F\* = Outlet collar inside diameter = 600 mm
- G\* = Roof cap diameter = 900 mm
- (max. diam. of inlet pipe 420 mm)
- \* = Fixed dimensions



**HOPPER OUTLET DETAIL**

**NOTE**

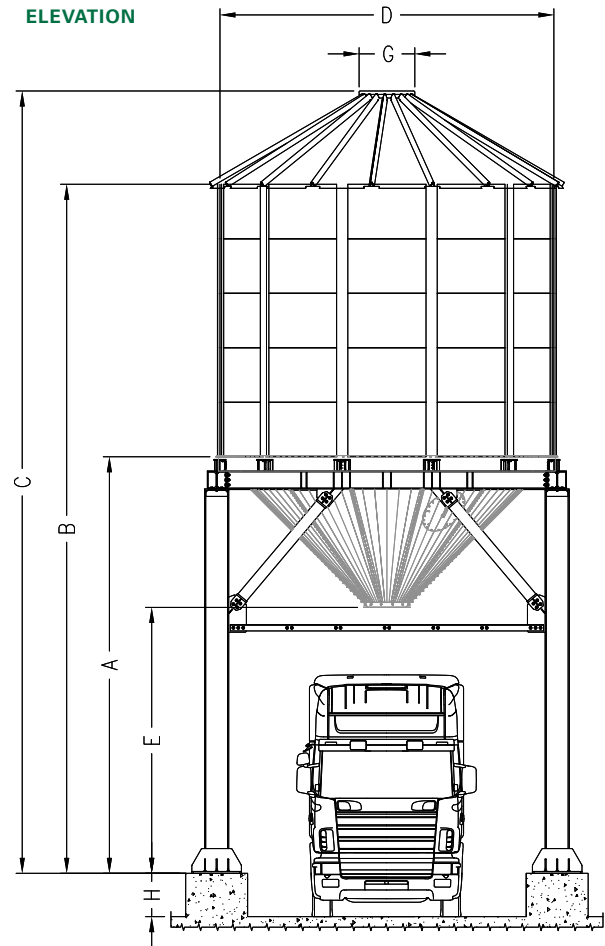
- 1) Heights might be subjected to +/- 0,030 m variation depending on the site conditions
- 2) Capacities are to be considered UNCOMPACTED
- 3) The maximum number of rings is referred to standard ambiental data: 73,6 daN/m<sup>2</sup> for snow; 100daN/m<sup>2</sup> for design wind pressure; 0,00g for seism

**CR45S HOPPER SILOS DIMENSIONS AND CAPACITIES (SHALLOW CORRUGATION SHEET)**

DIAMETER METERS (FT)	MODEL	HEIGHTS			CAPACITY	
		STRUCTURES M (A)	EAVES M (B)	OVERALL M (C)	M <sup>3</sup>	TONNES
<b>CR45S 05</b> D=4.55 m (15 FT)	CR45S 05/03	6.42	9.81	11.06	74	58
	CR45S 05/04	6.42	10.93	12.18	92	72
	CR45S 05/05	6.42	12.05	13.30	110	86
	CR45S 05/06	6.42	13.16	14.41	128	100
<b>CR45S 06</b> D=5.46 m (18 FT)	CR45S 06/03	6.72	10.11	11.62	112	87
	CR45S 06/04	6.72	11.23	12.74	138	108
	CR45S 06/05	6.72	12.35	13.86	164	128
	CR45S 06/06	6.72	13.46	14.97	190	148
	CR45S 06/07	6.72	14.58	16.09	216	169
	CR45S 06/08	6.72	15.70	17.21	243	189
	CR45S 06/09	6.72	16.82	18.33	269	210
	CR45S 06/10	6.72	17.93	19.44	295	230
<b>CR45S 07</b> D=6.37 m (21 FT)	CR45S 07/03	7.73	11.12	12.90	160	125
	CR45S 07/04	7.73	12.24	14.02	195	152
	CR45S 07/05	7.73	13.36	15.14	231	180
	CR45S 07/06	7.73	14.47	16.25	266	208
	CR45S 07/07	7.73	15.59	17.37	302	236
	CR45S 07/08	7.73	16.71	18.49	338	263
	CR45S 07/09	7.73	17.83	19.61	373	291
	CR45S 07/10	7.73	18.94	20.72	409	319

**NOTE**

- 1) Heights might be subjected to +/- 0,030 m variation depending on the site conditions
- 2) Capacities are to be considered UNCOMPACTED
- 3) The maximum number of rings is referred to standard ambiental data: 73,6 daN/m<sup>2</sup> for snow; 100daN/m<sup>2</sup> for design wind pressure; 0,00g for seism



**LEGEND AND DETAILS**

- A = Structure height
- B = Height to eave
- C = Overall height
- D = Bin sheets mean diameter
- E = Outlet clearance - see table
- F\* = Outlet collar inside diameter = 600 mm
- G\* = Roof cap diameter = 900 mm (max. diam. of inlet pipe 420 mm)
- H = Concrete column height 700-900 (mm) at client charge
- \* = Fixed dimensions

**E = HOPPER OUTLET CLEARANCE (M)**

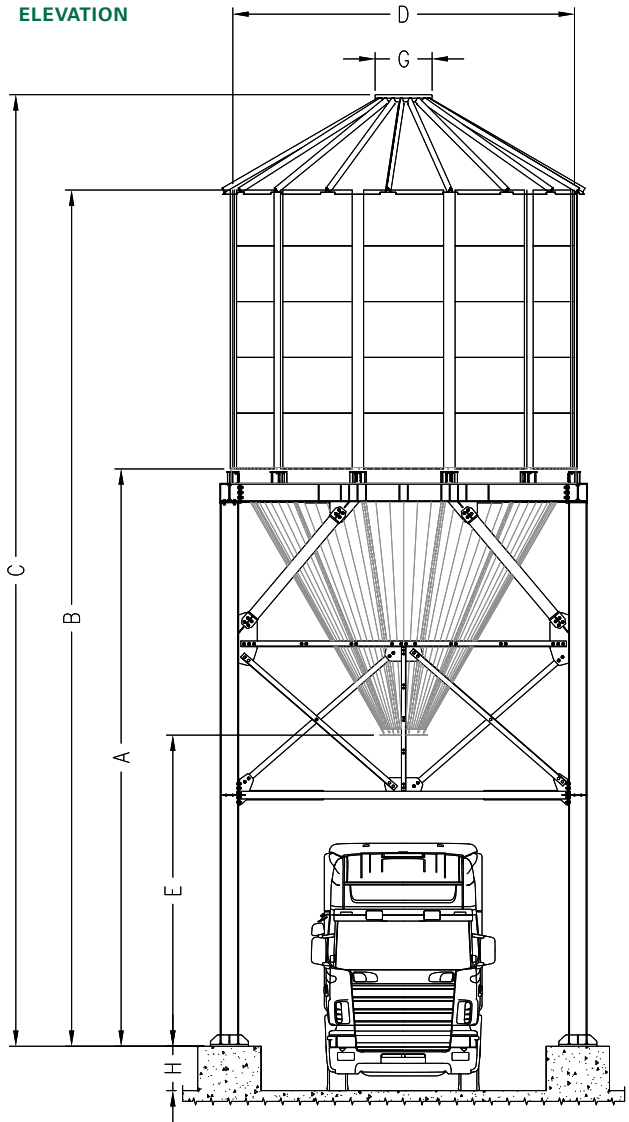
CR45S 05	4,456
CR45S 06	4,295
CR45S 07	4,858

**CR60S HOPPER SILOS DIMENSIONS AND CAPACITIES (SHALLOW CORRUGATION SHEET)**

DIAMETER METERS (FT)	MODEL	HEIGHTS			CAPACITY	
		STRUCTURES M (A)	EAVES M (B)	OVERALL M (C)	M <sup>3</sup>	TONNES
<b>CR60S 05</b> D=4.55 m (15 FT)	CR60S 05/03	8.33	11.72	12.97	84	66
	CR60S 05/04	8.33	12.84	14.09	102	80
	CR60S 05/05	8.33	13.96	15.21	120	94
	CR60S 05/06	8.33	15.07	16.32	139	108
<b>CR60S 06</b> D=5.46 m (18 FT)	CR60S 06/03	9.11	12.50	14.01	130	101
	CR60S 06/04	9.11	13.62	15.13	156	121
	CR60S 06/05	9.11	14.74	16.25	182	142
	CR60S 06/06	9.11	15.85	17.36	208	162
	CR60S 06/07	9.11	16.97	18.48	234	183
	CR60S 06/08	9.11	18.09	19.60	260	203
	CR60S 06/09	9.11	19.21	20.72	286	223
	CR60S 06/10	9.11	20.32	21.83	313	244
<b>CR60S 07</b> D=6.37 m (21 FT)	CR60S 07/03	9.60	12.99	14.77	187	146
	CR60S 07/04	9.60	14.11	15.89	223	174
	CR60S 07/05	9.60	15.23	17.01	258	202
	CR60S 07/06	9.60	16.34	18.12	294	229
	CR60S 07/07	9.60	17.46	19.24	330	257
	CR60S 07/08	9.60	18.58	20.36	365	285
	CR60S 07/09	9.60	19.70	21.48	401	313
	CR60S 07/10	9.60	20.81	22.59	436	340

**NOTE**

- 1) Heights might be subjected to +/- 0,030 m variation depending on the site conditions
- 2) Capacities are to be considered UNCOMPACTED
- 3) The maximum number of rings is referred to standard ambiental data: 73,6 daN/m<sup>2</sup> for snow; 100daN/m<sup>2</sup> for design wind pressure; 0,00g for seism



**LEGEND AND DETAILS**

- A = Structure height
- B = Height to eave
- C = Overall height
- D = Bin sheets mean diameter
- E = Outlet clearance - see table
- F\* = Outlet collar inside diameter = 600 mm
- G\* = Roof cap diameter = 900 mm (max. diam. of inlet pipe 420 mm)
- H = Concrete column height 700-900 (mm) at client charge
- \* = Fixed dimensions

**E = HOPPER OUTLET CLEARANCE (M)**

CR60S 05	4,910
CR60S 06	4,910
CR60S 07	4,910



**AGI EMEA is an AGI Brand.**

AGI is a leading provider of equipment solutions for agriculture bulk commodities including seed, fertilizer, grain, and feed systems with a growing platform in providing equipment and solutions for food processing facilities. AGI has manufacturing facilities in Canada, the United States, the United Kingdom, Brazil, India and Italy and distributes its products globally.

## **AGI EMEA**

AGI EMEA S.R.L. (Head Office) - Via Bertella 2 - 40064, Ozzano dell'Emilia (BO) - Italy | **P** +39 051 789 107 | **F** +39 051 796 300 | **E** [emea@aggrowth.com](mailto:emea@aggrowth.com)  
 AGI FRAME Plant - Via Barbariga 7 - 30032 Fiesso d'Artico (VE) - Italy | **P** +39 051 798 107 | **F** +39 051 796 300 | **E** [frame@aggrowth.com](mailto:frame@aggrowth.com)  
 AGI PTM Plant - Via Mario Tognato, 10 - 35042 Este (PD) - Italy | **P** +39 0429 600 973 | **F** +39 0429 600 874 | **E** [ptm@aggrowth.com](mailto:ptm@aggrowth.com)

Share Capital: € 500.000,00 | VAT ID: IT03293161208 | Companies' register: BO03293161208